

*Hong Kong Exchanges and Clearing Limited and The Stock Exchange of Hong Kong Limited take no responsibility for the contents of this announcement, make no representation as to its accuracy or completeness and expressly disclaim any liability whatsoever for any loss howsoever arising from or in reliance upon the whole or any part of the contents of this announcement.*

*This announcement and the listing document attached hereto are for information purposes only and do not constitute an invitation or offer to acquire, purchase or subscribe for the securities of the Issuer. This announcement and the listing document attached hereto are not, and are not intended to be, an offer of securities of the Issuer for sale, or the solicitation of an offer to buy securities of the Issuer, in the United States. The securities referred to in this announcement and the listing document attached hereto have not been and will not be registered under the United States Securities Act of 1933, as amended (the “Securities Act”), and may not be offered or sold within the United States, except pursuant to an exemption from, or in a transaction not subject to registration requirements of the Securities Act. This announcement and the listing document attached hereto are not for distribution, directly or indirectly, in or into the United States. No public offer of the securities referred to herein is being or will be made in the United States.*

*This announcement and the listing document attached hereto have been published for information purposes only as required by the Rules Governing the Listing of Securities on The Stock Exchange of Hong Kong Limited (the “Listing Rules”) and do not constitute an offer to sell nor a solicitation of an offer to buy any securities. Neither this announcement nor anything referred to herein (including the listing document attached hereto) forms the basis for any contract or commitment whatsoever. For the avoidance of doubt, the publication of this announcement and the listing document attached hereto shall not be deemed to be an offer of securities made pursuant to a prospectus issued by or on behalf of the Issuer (as defined below) for the purposes of the Companies (Winding Up and Miscellaneous Provisions) Ordinance (Cap. 32) of the Laws of Hong Kong nor shall it constitute an advertisement, invitation or document containing an invitation to the public to enter into or offer to enter into an agreement to acquire, dispose of, subscribe for or underwrite securities for the purposes of the Securities and Futures Ordinance (Cap. 571) of the Laws of Hong Kong.*

*Notice to Hong Kong investors: With respect to Notes (as defined in the offering circular) to be listed on The Stock Exchange of Hong Kong Limited (the “Hong Kong Stock Exchange”), the Issuer (as defined below) confirms that the Notes are intended for purchase by Professional Investors (as defined in Chapter 37 of the Listing Rules) only and will be listed on the Hong Kong Stock Exchange on that basis. Accordingly, the Issuer confirms that the Notes are not appropriate as an investment for retail investors in Hong Kong. Investors should carefully consider the risks involved.*

## **PUBLICATION OF OFFERING CIRCULAR**



### **GLP CHINA HOLDINGS LIMITED**

**(普洛斯中國控股有限公司)**

*(incorporated in Hong Kong as a public limited company)*

**(the “Issuer”)**

### **HK\$20,000,000,000 Medium Term Note Programme (the “Programme”)**

This announcement is issued pursuant to Rule 37.39A of the Listing Rules.

Please refer to the offering circular dated 29 May 2023 (the “Offering Circular”) in relation to the Programme. As disclosed in the Offering Circular, the notes to be issued under the Programme are intended for purchase by professional investors (as defined in Chapter 37 of the Listing Rules) only and will be listed on the Hong Kong Stock Exchange on that basis.

The Offering Circular does not constitute a prospectus, notice, circular, brochure or advertisement offering to sell any securities to the public in any jurisdiction, nor is it an invitation to the public to make offers to subscribe for

or purchase any securities, nor is it circulated to invite offers by the public to subscribe for or purchase any securities.

The Offering Circular must not be regarded as an inducement to subscribe for or purchase any securities of the Issuer, and no such inducement is intended.

Hong Kong, 30 May 2023

*As at the date of this announcement, the directors of the Issuer are Mei Ming Zhi, Zhuge Wenjing, Michihiro Higashi, Mok Chi Ming Victor, Fang Fenglei and Tan Mark Hai-Nern.*

## **TABLE OF CONTENTS**

Programme Offering Circular Dated 29 May 2023 .....	1
---	---

## IMPORTANT NOTICE

### NOT FOR DISTRIBUTION TO ANY PERSON OR ADDRESS IN THE UNITED STATES

**IMPORTANT: You must read the following before continuing.** The following applies to the offering circular following this page (the “**Offering Circular**”), and you are therefore advised to read this carefully before reading, accessing or making any other use of the Offering Circular. In accessing the Offering Circular, you agree to be bound by the following terms and conditions, including any modifications to them any time you receive any information from us as a result of such access.

NOTHING IN THIS ELECTRONIC TRANSMISSION CONSTITUTES AN OFFER OF SECURITIES FOR SALE IN THE UNITED STATES OR ANY OTHER JURISDICTION WHERE IT IS UNLAWFUL TO DO SO. THE SECURITIES HAVE NOT BEEN, AND WILL NOT BE, REGISTERED UNDER THE UNITED STATES SECURITIES ACT OF 1933, AS AMENDED (THE “**SECURITIES ACT**”), OR THE SECURITIES LAWS OF ANY STATE OF THE UNITED STATES OR OTHER JURISDICTION AND THE SECURITIES MAY NOT BE OFFERED, SOLD OR DELIVERED WITHIN THE UNITED STATES, EXCEPT PURSUANT TO AN EXEMPTION FROM, OR IN A TRANSACTION NOT SUBJECT TO, THE REGISTRATION REQUIREMENTS OF THE SECURITIES ACT AND APPLICABLE STATE OR LOCAL SECURITIES LAWS. THIS OFFERING IS MADE SOLELY IN OFFSHORE TRANSACTIONS TO NON-U.S. PERSONS PURSUANT TO REGULATIONS UNDER THE SECURITIES ACT.

THIS OFFERING CIRCULAR MAY NOT BE FORWARDED OR DISTRIBUTED TO ANY OTHER PERSON AND MAY NOT BE REPRODUCED IN ANY MANNER WHATSOEVER, AND IN PARTICULAR, MAY NOT BE FORWARDED TO ANY ADDRESS IN THE UNITED STATES. ANY FORWARDING, DISTRIBUTION OR REPRODUCTION OF THIS DOCUMENT IN WHOLE OR IN PART IS UNAUTHORISED. FAILURE TO COMPLY WITH THIS DIRECTIVE MAY RESULT IN A VIOLATION OF THE SECURITIES ACT OR THE APPLICABLE LAWS OF OTHER JURISDICTIONS.

FAILURE TO COMPLY WITH THIS DIRECTIVE MAY RESULT IN A VIOLATION OF THE SECURITIES ACT OR THE APPLICABLE LAWS OF OTHER JURISDICTIONS. IF YOU HAVE GAINED ACCESS TO THIS TRANSMISSION CONTRARY TO ANY OF THE FOREGOING RESTRICTIONS, YOU ARE NOT AUTHORISED AND WILL NOT BE ABLE TO PURCHASE ANY OF THE SECURITIES DESCRIBED IN THIS OFFERING CIRCULAR.

**Confirmation of your Representation:** This Offering Circular is being sent at your request and by accepting the e-mail and accessing this Offering Circular, you shall be deemed to have represented to us that the electronic mail address that you gave us and to which this e-mail has been delivered is not located in the United States, its territories or possessions and that you consent to delivery of such Offering Circular and any amendments or supplements thereto by electronic transmission.

You are reminded that this Offering Circular has been delivered to you on the basis that you are a person into whose possession this Offering Circular may be lawfully delivered in accordance with the laws of the jurisdiction in which you are located and you may not, nor are you authorised to, deliver this Offering Circular to any other person. If you have gained access to this transmission contrary to the foregoing restrictions, you are not allowed to purchase any of the securities described in the attached Offering Circular.

**Restrictions:** Nothing in this electronic transmission constitutes, and may not be used in connection with, an offer or invitation by or on behalf of any of the Issuer (as defined in this Offering Circular), the Arranger (as defined below) or the Dealers (as defined in this Offering Circular) to subscribe for or purchase any of the securities described therein, in any place where offers or solicitations are not permitted by law and access has

been limited so that it shall not constitute directed selling efforts (within the meaning of Regulation S under the Securities Act).

### **Important Notice to Prospective Investors**

Prospective investors should be aware that certain intermediaries in the context of certain offerings of Notes pursuant to this Programme (each such offering, a “**CMI Offering**”), including certain Dealers, may be “capital market intermediaries” (“**CMIs**”) subject to Paragraph 21 of the Code of Conduct for Persons Licensed by or Registered with the Securities and Futures Commission (the “**SFC Code**”). This notice to prospective investors is a summary of certain obligations the SFC Code imposes on such CMIs, which require the attention and cooperation of prospective investors. Certain CMIs may also be acting as “overall coordinators” (“**OCs**”) for a CMI Offering and are subject to additional requirements under the SFC Code. The application of these obligations will depend on the role(s) undertaken by the relevant Dealer(s) in respect of each CMI Offering.

Prospective investors who are the directors, employees or major shareholders of the Issuer, a CMI or its group companies would be considered under the SFC Code as having an association (“**Association**”) with the Issuer, the CMI or the relevant group company. Prospective investors associated with the Issuer or any CMI (including its group companies) should specifically disclose this when placing an order for the relevant Notes and should disclose, at the same time, if such orders may negatively impact the price discovery process in relation to the relevant CMI Offering. Prospective investors who do not disclose their Associations are hereby deemed not to be so associated. Where prospective investors disclose their Associations but do not disclose that such order may negatively impact the price discovery process in relation to the relevant CMI Offering, such order is hereby deemed not to negatively impact the price discovery process in relation to the relevant CMI Offering.

Prospective investors should ensure, and by placing an order prospective investors are deemed to confirm, that orders placed are bona fide, are not inflated and do not constitute duplicated orders (i.e. two or more corresponding or identical orders placed via two or more CMIs). A rebate may be offered by the Issuer to all private banks for orders they place (other than in relation to Notes subscribed by such private banks as principal whereby it is deploying its own balance sheet for onward selling to investors), payable upon closing of the relevant CMI Offering based on the principal amount of the Notes distributed by such private banks to investors. Private banks are deemed to be placing an order on a principal basis unless they inform the CMIs otherwise. As a result, private banks placing an order on a principal basis (including those deemed as placing an order as principal) will not be entitled to, and will not be paid, the rebate. Details of any such rebate will be set out in the applicable Pricing Supplement or otherwise notified to prospective investors. If a prospective investor is an asset management arm affiliated with any relevant Dealer, such prospective investor should indicate when placing an order if it is for a fund or portfolio where the relevant Dealer or its group company has more than 50% interest, in which case it will be classified as a “proprietary order” and subject to appropriate handling by CMIs in accordance with the SFC Code and should disclose, at the same time, if such “proprietary order” may negatively impact the price discovery process in relation to the relevant CMI Offering. Prospective investors who do not indicate this information when placing an order are hereby deemed to confirm that their order is not a “proprietary order”. If a prospective investor is otherwise affiliated with any relevant Dealer, such that its order may be considered to be a “proprietary order” (pursuant to the SFC Code), such prospective investor should indicate to the relevant Dealer when placing such order. Prospective investors who do not indicate this information when placing an order are hereby deemed to confirm that their order is not a “proprietary order”. Where prospective investors disclose such information but do not disclose that such “proprietary order” may negatively impact the price discovery process in relation to the relevant CMI Offering, such “proprietary order” is hereby deemed not to negatively impact the price discovery process in relation to the relevant CMI Offering.

Prospective investors should be aware that certain information may be disclosed by CMIs (including private banks) which is personal and/or confidential in nature to the prospective investor. By placing an order,

prospective investors are deemed to have understood and consented to the collection, disclosure, use and transfer of such information by the relevant Dealers and/or any other third parties as may be required by the SFC Code, including to the Issuer, any OCs, relevant regulators and/or any other third parties as may be required by the SFC Code, it being understood and agreed that such information shall only be used for the purpose of complying with the SFC Code, during the bookbuilding process for the relevant CMI Offering. Failure to provide such information may result in that order being rejected.

This Offering Circular has been sent to you in an electronic form. You are reminded that documents transmitted via this medium may be altered or changed during the process of electronic transmission and consequently none of the Issuer, Morgan Stanley & Co. International plc (the “**Arranger**”), the Dealers, any person who controls the Arranger or any Dealer, any director, officer, employee or agent of the Issuer, the Arranger or any of the Dealers, or affiliate of any such person accepts any liability or responsibility whatsoever in respect of any difference between this Offering Circular distributed to you in electronic format and the hard copy version available to you on request from the Issuer, the Arranger and the Dealers.

The materials relating to the offering of securities to which this Offering Circular relates do not constitute, and may not be used in connection with, an offer or solicitation in any place where offers or solicitations are not permitted by law. If a jurisdiction requires that the offering be made by a licensed broker or dealer and the Arranger or Dealer or any affiliate of the Arranger or Dealer is a licensed broker or dealer in that jurisdiction, the offering shall be deemed to be made by the Arranger or Dealer or such affiliate on behalf of the Issuer in such jurisdiction.

**Actions that You May Not Take:** If you receive this document by e-mail, you should not reply by e-mail to this notice, and you may not purchase any securities by doing so. Any reply e-mail communications, including those you generate by using the “Reply” function on your email software, will be ignored or rejected.

**You are responsible for protecting against viruses and other destructive items.** Your use of this e-mail is at your own risk and it is your responsibility to take precautions to ensure that it is free from viruses and other items of a destructive nature.



**GLP China Holdings Limited**  
**(普洛斯中國控股有限公司)**  
*(incorporated in Hong Kong with limited liability)*  
**HK\$20,000,000,000**  
**Medium Term Note Programme**  
**(the “Programme”)**

Under the HK\$20,000,000,000 Medium Term Note Programme described in this Offering Circular, GLP China Holdings Limited (普洛斯中國控股有限公司) (the “**Issuer**” or the “**Company**”), subject to compliance with all relevant laws, regulations and directives, may from time to time issue notes (the “**Notes**”) under the Programme. The aggregate nominal amount of Notes outstanding will not at any time exceed HK\$20,000,000,000 (or its equivalent in other currencies), subject to any increase as described herein. The Notes may be issued to any Dealer appointed under the Programme from time to time by the Issuer (each a “**Dealer**” and together the “**Dealers**”), which appointment may be for a specific issue or on an ongoing basis. References in this Offering Circular to the “**Relevant Dealer**” shall, in the case of an issue of Notes being (or intended to be) subscribed for by more than one Dealer, be to all Dealers agreeing to subscribe for such Notes.

The Programme provides that the Notes may be listed or admitted to trading, as the case may be, on such other or further stock exchange(s) or market(s) as may be agreed between the Issuer and the relevant Dealer. The Issuer may also issue unlisted Notes and/or Notes not admitted to trading on any market. The relevant Pricing Supplement in respect of the issue of any Notes will specify whether or not such Notes will be listed on The Stock Exchange of Hong Kong Limited (the “**Hong Kong Stock Exchange**” or the “**HKSE**”) or any other stock exchange.

**The Notes have not been and will not be registered under the United States Securities Act of 1933, as amended (the “Securities Act”) or with any securities regulatory authority of any state of the United States, and the Notes may include Bearer Notes (as defined herein) that are subject to U.S. tax law requirements. The Notes may not be offered, sold, or, in the case of Bearer Notes, delivered within the United States except in accordance with Regulation S under the Securities Act or pursuant to an exemption from, or in a transaction not subject to, the registration requirements of the Securities Act. Any Series of Notes may be subject to additional selling restrictions. The relevant Pricing Supplement in respect of such Series of Notes will specify any such restrictions. See “Subscription and Sale” and the relevant Pricing Supplement. Registered Notes are subject to certain restrictions on transfer as described in “Subscription and Sale”.**

The Notes of each Series issued in bearer form (“**Bearer Notes**”) will be represented on issue by a temporary global note in bearer form (each a “**Temporary Global Note**”) or a permanent global note in bearer form (each a “**Permanent Global Note**”) and, together with the Temporary Global Note, the “**Global Notes**”). Notes in registered form (“**Registered Notes**”) will be represented by a global certificate in registered form (each a “**Global Certificate**”), one Global Certificate being issued in respect of each Noteholder’s entire holding of Notes in registered form of one Series. Global Notes and Global Certificates may be deposited on the relevant issue date (a) in the case of a Series intended to be cleared through Euroclear Bank SA/NV (“**Euroclear**”) and/or Clearstream Banking S.A. (“**Clearstream**”), with a common depository on behalf of Euroclear and/or Clearstream (b) in the case of a Series intended to be cleared through the Central Moneymarkets Unit Service, operated by the Hong Kong Monetary Authority (the “**CMU**”), with a sub-custodian for the CMU or (c) in the case of a Series intended to be cleared through a clearing system other than, or in addition to, Euroclear and/or Clearstream and/or the CMU or delivered outside a clearing system, as agreed between the Issuer and the relevant Dealer. The provisions governing the exchange of interests in Global Notes for other Global Notes or Definitive Notes or Global Certificates for Individual Certificates are described in “*Summary of Provisions Relating to the Notes while in Global Form*”.

**Investing in Notes issued under the Programme involves certain risks and may not be suitable for all investors. Investors should have sufficient knowledge and experience in financial and business matters to evaluate the information contained in this Offering Circular and in the relevant Pricing Supplement and the merits and risks of investing in a particular issue of Notes in the context of their financial position and particular circumstances. Investors also should have the financial capacity to bear the risks associated with an investment in Notes. Investors should not purchase Notes unless they understand and are able to bear risks associated with Notes. Prospective investors should have regard to the factors described under the section headed “Risk Factors” in this Offering Circular.**

Application has been made to the Hong Kong Stock Exchange for the listing of the Programme by way of debt issues to professional investors (as defined in Chapter 37 of the Rules Governing the Listing of Securities on The Stock Exchange of Hong Kong Limited) (“**Professional Investors**”) only during the 12-month period after the date of this Offering Circular on the Hong Kong Stock Exchange. This Offering Circular is for distribution to Professional Investors only.

**Notice to Hong Kong investors: The Issuer confirms that the Notes to be issued under the Programme are intended for purchase by Professional Investors only, and the Programme and the Notes, to the extent such Notes are to be listed on the Hong Kong Stock Exchange, will be listed on the Hong Kong Stock Exchange on that basis. Accordingly, the Issuer confirms that the Notes are not appropriate as an investment for retail investors in Hong Kong. Investors should carefully consider the risks involved.**

**The Hong Kong Stock Exchange has not reviewed the contents of this Offering Circular, other than to ensure that the prescribed form disclaimer and responsibility statements, and a statement limiting distribution of this Offering Circular to Professional Investors only have been reproduced in this Offering Circular. Listing of the Programme and the Notes on the Hong Kong Stock Exchange is not to be taken as an indication of the commercial merits or credit quality of the Programme, the Notes or the Issuer, the Group or the quality of disclosure in this Offering Circular. Hong Kong Exchanges and Clearing Limited and The Stock Exchange of Hong Kong Limited take no responsibility for the contents of this Offering Circular, make no representation as to its accuracy or completeness and expressly disclaim any liability whatsoever for any loss howsoever arising from or in reliance upon the whole or any part of the contents of this Offering Circular.**

The Programme may be rated from time to time. Notes issued under the Programme may be rated or unrated. Where a Tranche of Notes is to be rated, such rating will not necessarily be the same as the rating assigned to the Programme. A rating is not a recommendation to buy, sell or hold securities and may be subject to suspension, change or withdrawal at any time by the assigning rating agency.

*Arranger*  
**Morgan Stanley**  
*Dealer*  
**Morgan Stanley**

The date of this Offering Circular is 29 May 2023.

## IMPORTANT NOTICE

**MiFID II product governance/target market** – The Pricing Supplement in respect of any Notes may include a legend entitled “MiFID II Product Governance” which will outline the target market assessment in respect of the Notes and which channels for distribution of the Notes are appropriate. Any person subsequently offering, selling or recommending the Notes (a “**distributor**”) should take into consideration the target market assessment; however, a distributor subject to Directive 2014/65/EU (as amended, “**MiFID II**”) is responsible for undertaking its own target market assessment in respect of the Notes and determining appropriate distribution channels.

A determination will be made in relation to each issue about whether, for the purpose of the MiFID Product Governance rules under EU Delegated Directive 2017/593 (the “**MiFID Product Governance Rules**”), any Dealer subscribing for any Notes is a manufacturer in respect of such Notes, but otherwise neither the Arranger nor the Dealers nor any of their respective affiliates will be a manufacturer for the purpose of the MiFID Product Governance Rules.

**UK MiFIR product governance/target market** – The Pricing Supplement in respect of any Notes may include a legend entitled “UK MiFIR Product Governance” which will outline the target market assessment in respect of the Notes and which channels for distribution of the Notes are appropriate. Any person subsequently offering, selling or recommending the Notes (a “**distributor**”) should take into consideration the target market assessment; however, a distributor subject to the FCA Handbook Product Intervention and Product Governance Sourcebook (the “**UK MiFIR Product Governance Rules**”) is responsible for undertaking its own target market assessment in respect of the Notes and determining appropriate distribution channels.

A determination will be made in relation to each issue about whether, for the purpose of the UK MiFIR Product Governance Rules, any Dealer subscribing for any Notes is a manufacturer in respect of such Notes, but otherwise neither the Arrangers nor the Dealers nor any of their respective affiliates will be a manufacturer for the purpose of the UK MiFIR Product Governance Rules.

**PRIIPs/IMPORTANT – EEA RETAIL INVESTORS** – Unless the Pricing Supplement in respect of any Notes specifies “Prohibition of Sales to EEA Retail Investors” as “Not Applicable”, such Notes are not intended to be offered, sold or otherwise made available to and should not be offered, sold or otherwise made available to any retail investor in the European Economic Area (“**EEA**”). For these purposes, a “**retail investor**” means a person who is one (or more) of: (i) a retail client as defined in point (11) of Article 4(1) of MiFID II; or (ii) a customer within the meaning of Directive 2002/92/EC (as amended or superseded, the “**Insurance Mediation Directive**”), where that customer would not qualify as a professional client as defined in point (10) of Article 4(1) of MiFID II. Consequently no key information document required by Regulation (EU) No 1286/2014 (as amended, the “**PRIIPs Regulation**”) for offering or selling the Notes or otherwise making them available to retail investors in the EEA has been prepared and therefore offering or selling the Notes or otherwise making them available to any retail investor in the EEA may be unlawful under the PRIIPs Regulation.

**PRIIPs/IMPORTANT - UK RETAIL INVESTORS** – Unless the Pricing Supplement in respect of any Notes specifies “Prohibition of Sales to UK Retail Investors” as “Not Applicable”, such Notes are not intended to be offered, sold or otherwise made available to and should not be offered, sold or otherwise made available to any retail investor in the United Kingdom (“**UK**”). For these purposes, a “**retail investor**” means a person who is one (or more) of: (i) a retail client, as defined in point (8) of Article 2 of Regulation (EU) No 2017/565 as it forms part of domestic law by virtue of the European Union (Withdrawal) Act 2018 (“**EUWA**”); or (ii) a customer within the meaning of the provisions of the Financial Services and Markets Act 2000 (the “**FSMA**”) and any rules or regulations made under the FSMA to implement Directive (EU) 2016/97, where that customer would not qualify as a professional client, as defined in point (8) of Article 2(1) of Regulation (EU) No 600/2014



as it forms part of domestic law by virtue of the EUWA. Consequently no key information document required by Regulation (EU) No 1286/2014 as it forms part of domestic law by virtue of the EUWA (the “**UK PRIIPs Regulation**”) for offering or selling the Notes or otherwise making them available to retail investors in the UK has been prepared and therefore offering or selling the Notes or otherwise making them available to any retail investor in the UK may be unlawful under the UK PRIIPs Regulation.

**PRODUCT CLASSIFICATION PURSUANT TO SECTION 309B OF THE SECURITIES AND FUTURES ACT 2001 (2020 REVISED EDITION) OF SINGAPORE** – The Pricing Supplement in respect of any Notes may include a legend entitled “Singapore Securities and Futures Act Product Classification” which will state the product classification of the Notes pursuant to section 309B(1) of the Securities and Futures Act 2001 (2020 Revised Edition) of Singapore (the “**SFA**”).

The Issuer will make a determination in relation to each issue about the classification of the Notes being offered for the purposes of section 309B(1)(a). Any such legend included on the relevant Pricing Supplement will constitute notice to “relevant persons” for the purposes of section 309B(1)(c) of the SFA.

This document includes particulars given in compliance with the Rules Governing the Listing of Securities on The Stock Exchange of Hong Kong Limited for the purpose of giving information with regard to the Issuer and the Group. The Issuer accepts full responsibility for the accuracy of the information contained in this document and confirms, having made all reasonable enquiries, that to the best of its knowledge and belief there are no other facts the omission of which would make any statement herein misleading.

The Issuer having made all reasonable enquiries, confirms that (i) this Offering Circular contains all information with respect to the Issuer and its subsidiaries taken as a whole (the “**Group**”, “**we**” or “**us**”), the Programme and the Notes which is material in the context of the Programme, the issue, offering, sale, marketing or distribution of the Notes, (ii) the statements contained in it relating to the Issuer and the Group are in every material respect true and accurate and not misleading, and there are no other facts in relation to the Issuer, the Group, the Programme and the Notes the omission of which would, in the context of the Programme, and the issue, offering, sale, marketing or distribution of the Notes, make any statement in this Offering Circular misleading, (iii) the statements of intention, opinion, belief or expectation contained in this Offering Circular are honestly and reasonably made or held and have been reached after considering all relevant circumstances and based on reasonable assumptions, (iv) all reasonable enquiries have been made by the Issuer to ascertain such facts and to verify the accuracy of all such information and statements, and (v) all descriptions of contracts or other material documents described in this Offering Circular are accurate in all material respects and fairly summarise the contents of such contracts or documents. The Issuer accepts full responsibility for the information contained in this Offering Circular.

Each Tranche (as defined in the Conditions) of Notes will be issued on the terms set out herein under “*Terms and Conditions of the Notes*” (the “**Conditions**”) as amended and/or supplemented by a document specific to such Tranche by a Pricing Supplement. This Offering Circular and any Pricing Supplement must be read and construed together with any amendments or supplements hereto and with any information incorporated by reference herein and, in relation to any Tranche of Notes, must be read and construed together with the relevant Pricing Supplement. This Offering Circular and any Pricing Supplement shall be read and construed on the basis that such documents are incorporated in and form part of this Offering Circular.

This Offering Circular is to be read in conjunction with all documents which are incorporated herein by reference (see “*Information Incorporated by Reference*”). This Offering Circular shall be read and construed on the basis that such documents are incorporated in, and form part of, this Offering Circular.

This Offering Circular has been prepared by the Issuer for use in connection with the offer and sale of the Notes outside the United States. The Issuer, the Arranger and the Dealers reserve the right to reject any offer to purchase the Notes, in whole or in part, for any reason. This Offering Circular does not constitute an offer to

any person in the United States. Distribution of this Offering Circular to any person within the United States is unauthorised and any disclosure, without the prior written consent of the Issuer, of any of its contents to any person within the United States is prohibited.

The distribution of this Offering Circular and any Pricing Supplement and the offering of the Notes in certain jurisdictions may be restricted by law. Persons into whose possession this Offering Circular and any Pricing Supplement comes are required by the Issuer, the Arranger and the Dealers to inform themselves about and to observe any such restrictions. No action is being taken to permit a public offering of the Notes or the distribution of this Offering Circular and any Pricing Supplement in any jurisdiction where action would be required for such purposes. There are restrictions on the offer and sale of the Notes and the circulation of documents relating thereto in certain jurisdictions including the United States, the United Kingdom, the PRC, Hong Kong and Singapore, and to persons connected therewith. For a description of certain further restrictions on offers, sales and resales of the Notes and distribution of this Offering Circular and any Pricing Supplement, see “*Subscription and Sale*”.

**THE NOTES HAVE NOT BEEN AND WILL NOT BE REGISTERED UNDER THE UNITED STATES SECURITIES ACT OR WITH ANY SECURITIES REGULATORY AUTHORITY OF ANY STATE OR OTHER JURISDICTION OF THE UNITED STATES, AND THE SECURITIES MAY INCLUDE BEARER NOTES (AS DEFINED HEREIN) THAT ARE SUBJECT TO U.S. TAX LAW REQUIREMENTS. SUBJECT TO CERTAIN EXCEPTIONS, THE NOTES MAY NOT BE OFFERED, SOLD, OR, IN THE CASE OF BEARER NOTES, DELIVERED WITHIN THE UNITED STATES. REGISTERED NOTES ARE SUBJECT TO CERTAIN RESTRICTIONS ON TRANSFER, SEE “SUBSCRIPTION AND SALE”. THE NOTES ARE BEING OFFERED AND SOLD OUTSIDE THE UNITED STATES IN RELIANCE ON REGULATION S UNDER THE SECURITIES ACT (“REGULATION S”). FOR A DESCRIPTION OF THESE AND CERTAIN FURTHER RESTRICTIONS ON OFFERS, SALES AND TRANSFERS OF NOTES AND DISTRIBUTION OF THIS OFFERING CIRCULAR, SEE “SUBSCRIPTION AND SALE”. THE ATTENTION OF RECIPIENTS OF THIS OFFERING CIRCULAR IS DRAWN TO THE RESTRICTIONS ON RESALE OF THE NOTES SET OUT UNDER THE SECTION “SUBSCRIPTION AND SALE”.**

**THE NOTES HAVE NOT BEEN APPROVED OR DISAPPROVED BY THE U.S. SECURITIES AND EXCHANGE COMMISSION, ANY STATE SECURITIES COMMISSION IN THE UNITED STATES OR ANY OTHER U.S. REGULATORY AUTHORITY, NOR HAS ANY OF THE FOREGOING AUTHORITIES PASSED UPON OR ENDORSED THE MERITS OF THE OFFERING OF SECURITIES OR THE ACCURACY OR THE ADEQUACY OF THIS OFFERING CIRCULAR. ANY REPRESENTATION TO THE CONTRARY IS A CRIMINAL OFFENCE IN THE UNITED STATES.**

#### **Important Notice to Prospective Investors**

Prospective investors should be aware that certain intermediaries in the context of certain offerings of Notes pursuant to this Programme (each such offering, a “**CMI Offering**”), including certain Dealers, may be “capital market intermediaries” (“**CMIs**”) subject to Paragraph 21 of the Code of Conduct for Persons Licensed by or Registered with the Securities and Futures Commission (the “**SFC Code**”). This notice to prospective investors is a summary of certain obligations the SFC Code imposes on such CMIs, which require the attention and cooperation of prospective investors. Certain CMIs may also be acting as “overall coordinators” (“**OCs**”) for a CMI Offering and are subject to additional requirements under the SFC Code. The application of these obligations will depend on the role(s) undertaken by the relevant Dealer(s) in respect of each CMI Offering.

Prospective investors who are the directors, employees or major shareholders of the Issuer, a CMI or its group companies would be considered under the SFC Code as having an association (“**Association**”) with the Issuer,

the CMI or the relevant group company. Prospective investors associated with the Issuer or any CMI (including its group companies) should specifically disclose this when placing an order for the relevant Notes and should disclose, at the same time, if such orders may negatively impact the price discovery process in relation to the relevant CMI Offering. Prospective investors who do not disclose their Associations are hereby deemed not to be so associated. Where prospective investors disclose their Associations but do not disclose that such order may negatively impact the price discovery process in relation to the relevant CMI Offering, such order is hereby deemed not to negatively impact the price discovery process in relation to the relevant CMI Offering.

Prospective investors should ensure, and by placing an order prospective investors are deemed to confirm, that orders placed are bona fide, are not inflated and do not constitute duplicated orders (i.e. two or more corresponding or identical orders placed via two or more CMIs). A rebate may be offered by the Issuer to all private banks for orders they place (other than in relation to Notes subscribed by such private banks as principal whereby it is deploying its own balance sheet for onward selling to investors), payable upon closing of the relevant CMI Offering based on the principal amount of the Notes distributed by such private banks to investors. Private banks are deemed to be placing an order on a principal basis unless they inform the CMIs otherwise. As a result, private banks placing an order on a principal basis (including those deemed as placing an order as principal) will not be entitled to, and will not be paid, the rebate. Details of any such rebate will be set out in the applicable Pricing Supplement or otherwise notified to prospective investors. If a prospective investor is an asset management arm affiliated with any relevant Dealer, such prospective investor should indicate when placing an order if it is for a fund or portfolio where the relevant Dealer or its group company has more than 50% interest, in which case it will be classified as a “proprietary order” and subject to appropriate handling by CMIs in accordance with the SFC Code and should disclose, at the same time, if such “proprietary order” may negatively impact the price discovery process in relation to the relevant CMI Offering. Prospective investors who do not indicate this information when placing an order are hereby deemed to confirm that their order is not a “proprietary order”. If a prospective investor is otherwise affiliated with any relevant Dealer, such that its order may be considered to be a “proprietary order” (pursuant to the SFC Code), such prospective investor should indicate to the relevant Dealer when placing such order. Prospective investors who do not indicate this information when placing an order are hereby deemed to confirm that their order is not a “proprietary order”. Where prospective investors disclose such information but do not disclose that such “proprietary order” may negatively impact the price discovery process in relation to the relevant CMI Offering, such “proprietary order” is hereby deemed not to negatively impact the price discovery process in relation to the relevant CMI Offering.

Prospective investors should be aware that certain information may be disclosed by CMIs (including private banks) which is personal and/or confidential in nature to the prospective investor. By placing an order, prospective investors are deemed to have understood and consented to the collection, disclosure, use and transfer of such information by the relevant Dealers and/or any other third parties as may be required by the SFC Code, including to the Issuer, any OCs, relevant regulators and/or any other third parties as may be required by the SFC Code, it being understood and agreed that such information shall only be used for the purpose of complying with the SFC Code, during the bookbuilding process for the relevant CMI Offering. Failure to provide such information may result in that order being rejected.

No person has been or is authorised to give any information or to make any representation concerning the Issuer, the Group or the Notes, other than as contained herein and, if given or made, any such other information or representation should not be relied upon as having been authorised by the Issuer, the Arranger, the Dealers, the Trustee (as defined herein) or the Principal Paying Agent (as defined herein), the Principal Transfer Agent (as defined herein), the CMU Transfer Agent (as defined herein), the Principal Registrar (as defined herein), the CMU Registrar (as defined herein) and the CMU Lodging and Paying Agent (as defined herein) (collectively, the “**Agents**”). Save as expressly stated in this Offering Circular, nothing contained herein is, or may be relied upon as, a promise or representation as to the future performance or policies of the Issuer or the Group. Neither the delivery of this Offering Circular and any Pricing Supplement nor any offering, sale or delivery made in

connection with the issue of the Notes shall, under any circumstances, constitute a representation that there has been no change or development reasonably likely to involve a change in the affairs of the Issuer, the Group or either of them since the date hereof or create any implication that the information contained herein is correct as at any date subsequent to the date hereof. This Offering Circular and any Pricing Supplement does not constitute an offer of, or an invitation by or on behalf of the Issuer, the Arranger, the Dealers, the Trustee or the Agents to subscribe for or purchase any of the Notes and may not be used for the purpose of an offer to, or a solicitation by, anyone in any jurisdiction or in any circumstances in which such offer or solicitation is not authorised or is unlawful.

No representation or warranty, express or implied, is made or given by the Arranger, the Dealers, the Trustee or the Agents (or any of their respective affiliates, directors, officers, employees, representatives, agents and each person who controls any of them) as to the accuracy, completeness or sufficiency of the information contained in this Offering Circular, and nothing contained in this Offering Circular is, or shall be relied upon as, a promise, representation or warranty by the Arranger, the Dealers, the Trustee or the Agents. None of the Arranger, the Dealers, the Trustee and the Agents has independently verified any of the information contained in this Offering Circular and can give assurance that this information is accurate, truthful or complete. This Offering Circular is not intended to provide the basis of any credit or other evaluation nor should it be considered as a recommendation by any of the Issuer, the Arranger, the Dealers, the Trustee or the Agents that any recipient of this Offering Circular should purchase the Notes. Each potential purchaser of the Notes should determine for itself the relevance of the information contained in this Offering Circular and its purchase of the Notes should be based upon such investigations with its own tax, legal and business advisers as it deems necessary.

To the fullest extent permitted by law, none of the Arranger, the Dealers, the Trustee or the Agents or any of their respective affiliates, directors or advisers accepts any responsibility for the contents of this Offering Circular. Each of the Arranger, the Dealers, the Trustee and the Agents and their respective affiliates, directors or advisers accordingly disclaims all and any liability, whether arising in tort or contract or otherwise, which it might otherwise have in respect of this Offering Circular or any such statement. None of the Arranger, the Dealers, the Trustee or the Agents or any of their respective affiliates, directors or advisers undertakes to review the results of operations, financial condition or affairs of the Issuer or the Group during the life of the arrangements contemplated by this Offering Circular nor to advise any investor or potential investor in the Notes of any information coming to the attention of the Arranger, the Dealers, the Trustee or the Agents.

**IN CONNECTION WITH THE ISSUE OF ANY TRANCHE OF NOTES, THE ARRANGER AND DEALERS DESIGNATED AS THE STABILISATION MANAGER (OR PERSONS ACTING ON BEHALF OF THEM) (THE “STABILISATION MANAGERS”) IN THE RELEVANT PRICING SUPPLEMENT MAY OVER-ALLOT NOTES OR EFFECT TRANSACTIONS WITH A VIEW TO SUPPORTING THE PRICE OF THE NOTES AT A LEVEL HIGHER THAN THAT WHICH MIGHT OTHERWISE PREVAIL FOR A LIMITED PERIOD AFTER THE RELEVANT ISSUE DATE. HOWEVER, THERE IS NO OBLIGATION ON SUCH STABILISATION MANAGERS TO DO THIS. SUCH STABILISING, IF COMMENCED, MAY BE DISCONTINUED AT ANY TIME, AND MUST BE BROUGHT TO AN END AFTER A LIMITED PERIOD. SUCH STABILISING SHALL BE IN COMPLIANCE WITH ALL APPLICABLE LAWS, REGULATIONS AND RULES.**

**In making an investment decision, investors must rely on their own examination of the Issuer and the terms of the offering, including the merits and risks involved. See “Risk Factors” for a discussion of certain factors to be considered in connection with an investment in the Notes.**

Each person receiving this Offering Circular and any Pricing Supplement acknowledges that such person has not relied on the Arranger, the Dealers, the Trustee or the Agents or any person affiliated with the Arranger, the Dealers, the Trustee or the Agents in connection with its investigation of the accuracy of such information or its investment decision.

This Offering Circular does not describe all of the risks and investment considerations (including those relating to each investor’s particular circumstances) of an investment in Notes of a particular issue. Each potential purchaser of Notes should refer to and consider carefully the relevant Pricing Supplement for each particular issue of Notes, which may describe additional risks and investment considerations associated with such Notes. The risks and investment considerations identified in this Offering Circular and the relevant Pricing Supplement are provided as general information only.

Investors should consult their own financial, tax, accounting and legal advisers as to the risks and investment considerations arising from an investment in an issue of Notes and should possess the appropriate resources to analyse such investment and the suitability of such investment in their particular circumstances.

Notes issued under the Programme may be denominated in Renminbi. Renminbi is currently not freely convertible and conversion of Renminbi is subject to certain restrictions. Investors should be reminded of the conversion risk with Renminbi products. In addition, there is a liquidity risk associated with Renminbi products, particularly if such investments do not have an active secondary market and their prices have large bid/offer spreads.

## **PRESENTATION OF FINANCIAL AND OTHER INFORMATION**

This Offering Circular contains the consolidated financial information of the Group as at and for the years ended 31 December 2020, 2021 and 2022 which has been extracted from the audited consolidated financial statements of the Group as at and for the year ended 31 December 2021 (the “**2021 Audited Consolidated Financial Statements**”) and the audited consolidated financial statements of the Group as at and for the year ended 31 December 2022 (the “**2022 Audited Consolidated Financial Statements**”) and together with the 2021 Audited Consolidated Financial Statements, the “**Audited Consolidated Financial Statements**”). The Audited Consolidated Financial Statements have been audited by KPMG, Certified Public Accountants, Hong Kong, and prepared in accordance with Hong Kong Financial Reporting Standards (“**HKFRS**”), and have been included elsewhere in this Offering Circular.

As used in this Offering Circular, a non-HKFRS financial measure is one that purports to measure historical or future financial performance, financial position or cash flows, but excludes or includes amounts that would not be so excluded or included in the most comparable HKFRS measures. “**EBITDA**” is a non-HKFRS financial measure which is defined as profits before tax, net borrowing costs, depreciation and amortisation. EBITDA, as used in this Offering Circular, is a supplemental measure of the Group’s performance and liquidity that are not required by or presented in accordance with HKFRS or generally accepted accounting principles in certain other countries. Furthermore, EBITDA is not a measure of financial performance or liquidity under the HKFRS or any other generally accepted accounting principles and should not be considered as an alternative to net income, operating income or any other performance measures derived in accordance with HKFRS or any other generally accepted accounting principles. EBITDA should not therefore be considered in isolation from, or as a substitute for, the analysis of the financial condition or results of operations of the Group, as reported under HKFRS. Further, EBITDA may not reflect all of the financial and operating results and requirements of the Group. In particular, EBITDA does not reflect the Group’s needs for capital expenditures, debt servicing or additional capital that may be required to replace assets that are fully depreciated or amortised. Other companies may calculate or define EBITDA differently, limiting its usefulness as a comparative measure.

Unless otherwise indicated, all references in this Offering Circular to “**China**” or the “**PRC**” are to the People’s Republic of China and, for the purpose of this Offering Circular only and unless the context otherwise requires, excluding Hong Kong, the Macau Special Administrative Region of the PRC and Taiwan, all references to “**Hong Kong**” are to the Hong Kong Special Administrative Region of China. References herein to the “**US**”,

“U.S.” or the “**United States**” are to the United States of America, its territories and possessions, any state of the United States and the District of Columbia.

Unless otherwise specified or the context requires, references herein to “**Renminbi**”, “**RMB**” or “**CNY**” are to the lawful currency of the PRC, references herein to “**Hong Kong dollars**”, “**HK dollars**” or “**HKD**” are to the lawful currency of Hong Kong and references herein to “**U.S. dollars**”, “**US\$**” or “**USD**” are to the lawful currency of the United States.

Unless otherwise specified or the context requires, references herein to the “**Group**” refer to the Issuer and its Subsidiaries taken as a whole.

Certain monetary amounts and percentages in this Offering Circular have been subject to rounding adjustments; accordingly, figures shown as totals in certain tables may not be an arithmetic aggregation of the figures which precede them. Any discrepancies in the tables included herein between the listed amounts and the totals thereof are due to rounding.

Market data and certain industry forecasts and statistics in this Offering Circular have been obtained from both public and private sources, including market research, publicly available information and industry publications. Although this information is believed to be reliable, it has not been independently verified by the Issuer, the Arranger, the Dealers, the Trustee, the Agents or their respective directors and advisers, and none of the Issuer, the Arranger, the Dealers, the Trustee, the Agents and their respective directors and advisers makes any representation as to the accuracy or completeness of that information. In addition, third-party information providers may have obtained information from market participants and such information may not have been independently verified.

In this Offering Circular, where information has been presented in thousands or millions of units, amounts may have been rounded. Accordingly, totals of columns or rows of numbers in tables may not be equal to the apparent total of the individual items and the actual numbers may differ from those contained herein due to rounding. References to information in billions of units are to the equivalent of a thousand million units.

## **SUPPLEMENTAL OFFERING CIRCULAR**

The Issuer has given an undertaking to the effect that the Issuer shall update or amend this Offering Circular (following consultation with the Arranger which will consult with the Dealers) by the publication of a supplement thereto or a new offering circular in a form approved by the Dealers, on or before each anniversary of the date of this Offering Circular, and in the event that a significant new factor, material mistake or inaccuracy relating to the information included in this Offering Circular arises or is noted which is capable of affecting the assessment of any Notes which may be issued under the Programme, provided that the Issuer shall have no obligation to undertake an update of this Offering Circular for so long as the Issuer does not intend to issue any Notes under the Programme but shall ensure that prior to issuing any Notes, an offering circular is prepared which is dated no earlier than one year prior to the Issue Date of such Notes.

## **SPECIAL NOTE ON FORWARD-LOOKING STATEMENTS**

This Offering Circular includes forward-looking statements regarding, amongst other things, the Group’s business, results of operations, financial condition, cash flow, future expansion plans and business strategy. These forward-looking statements can be identified by the use of forward-looking terminology, including the words and terms “**believe**”, “**expect**”, “**plan**”, “**anticipate**”, “**intend**”, “**aim**”, “**project**”, “**seek**”, “**should**”, “**will**”, “**would**”, “**could**”, “**schedule**”, “**estimate**” or, in each case, their negative or other variations or comparable terminology. These forward-looking statements include all matters that are not historical facts. They appear in a number of places throughout this Offering Circular and include statements regarding the

Issuer's intentions, belief or current expectations concerning, among other things, the Group's results of operations, financial condition, liquidity, prospectus, growth, strategies and the industry in which the Group operates.

By their nature, forward-looking statements are subject to numerous assumptions, risks and uncertainties because they relate to events and depend on circumstances that may or may not occur in the future. Investors are cautioned that forward-looking statements are not guarantees of the Group's future performance and their actual results of operations, financial condition and liquidity, and the development of the industries in which they operate, may differ materially from those made in or suggested by the forward-looking statements contained in this Offering Circular. In addition, even if the Group's results of operations, financial condition and liquidity and the development of the industries in which the Group operate are consistent with the forward-looking statements contained in this Offering Circular, those results or developments may not be indicative of results or developments in subsequent periods.

The cautionary statements set forth above should be considered in connection with any subsequent written or oral forward-looking statements that the Issuer or persons acting on its behalf may issue. The Issuer does not undertake any obligation to review or confirm analysts' expectations or estimates or to release publicly any revisions to any forward-looking statements to reflect events or circumstances after the date of this Offering Circular.

Investors should read the factors described in the "*Risk Factors*" section of this Offering Circular to better understand the risks and uncertainties inherent in the Issuer's and the Group's business and underlying any forward-looking statements.

Any forward-looking statements that the Issuer makes in this Offering Circular speak only as at the date of this Offering Circular, and the Issuer undertakes no obligation to update such statements. Comparisons of results for current and any prior periods are not intended to express any future trends or indications of future performance and should only be viewed as historical data.

## **INFORMATION INCORPORATED BY REFERENCE**

This Offering Circular should be read and construed in conjunction with:

- (i) each relevant Pricing Supplement (only in respect of the relevant Tranche of Notes); and
- (ii) all amendments and supplements to this Offering Circular from time to time,

which shall be deemed to be incorporated in, and to form part of, this Offering Circular and which shall be deemed to modify or supersede the contents of this Offering Circular.

Any statement contained in this Offering Circular or in a document incorporated by reference into this Offering Circular will be deemed to be modified or superseded for the purposes of this Offering Circular to the extent that a statement contained in any such subsequent document modifies or supersedes that statement. Any statement that is modified or superseded in this manner will no longer be a part of this Offering Circular, except as modified or superseded.

## TABLE OF CONTENTS

	<b>Page</b>
SUMMARY OF THE GROUP .....	1
SUMMARY OF THE PROGRAMME .....	3
SUMMARY FINANCIAL INFORMATION .....	10
RISK FACTORS .....	17
TERMS AND CONDITIONS OF THE NOTES .....	59
FORM OF PRICING SUPPLEMENT IN RELATION TO NOTES .....	90
SUMMARY OF PROVISIONS RELATING TO THE NOTES WHILE IN GLOBAL FORM .....	103
USE OF PROCEEDS .....	109
CAPITALISATION AND INDEBTEDNESS .....	110
DESCRIPTION OF THE GROUP .....	111
DIRECTORS .....	136
TAXATION .....	138
CLEARANCE AND SETTLEMENT .....	141
SUBSCRIPTION AND SALE .....	143
GENERAL INFORMATION .....	151
INDEX TO FINANCIAL STATEMENTS .....	F-1



## SUMMARY OF THE GROUP

### Overview

The Group is a leading global business builder, owner, developer and operator of logistics real estate, data centres, renewable energy and related technologies. The Group believes that its deep expertise and operational insights allows it to build and scale high-quality businesses and create value for its customers.

The Group is the investor, developer and operator of approximately 450 facilities for logistics and supply chain operations, research and development, high-end manufacturing, data centres and renewable energy, across 70 cities in China. The Group is an early mover in investing in technologies and innovations to enhance its assets and has built a highly competitive business ecosystem that enables its customers and partners' growth. The Group is leading the way in adopting and supporting the latest innovations that improve operational efficiency and create value for its customers and investors.

The Group launched its data centre business in 2018, aiming to deliver efficient and resilient digital infrastructure safely and securely to its customers across the globe. The Group is currently one of the leading independent data centre operators in China with assets that will deliver approximately 1,400 MW of IT load capacity upon completion. For the year ended 31 December 2022, the Group secured the largest built-to-suit data centre contract in China from a leading domestic internet company.

The Group continues to drive the energy transition and meet clean energy demand by investing, developing, and operating assets across the renewable energy value chains. As at 31 December 2022, the total solar capacity of the Group-backed Pufeng New Energy that installs rooftop solar panels across the Group's and third-party properties, has reached 1 GW.

### History

On 15 October 2013, Blear Services Limited established Iowa China Offshore Holdings (Hong Kong) Limited in Hong Kong (Companies Registrar number 1980082). At registry, the Company had a share capital of one share and equity capital of HK\$10,000. As at 31 December 2022, the Company has issued 6,950,825,000 ordinary shares with a total share capital of approximately US\$6.95 billion.

On 24 October 2013, Blear Services Limited transferred its entire share capital for HK\$1 to CLH Limited, a wholly-owned subsidiary of GLP Pte Ltd. ("GLP") Since then, GLP has held 100 per cent. of the Company through its control of CLH Limited.

CLH Limited is registered in the Cayman Islands, and holds all of GLP's shareholding interests in logistics and warehousing companies in the PRC via many direct holding companies registered in Barbados, Singapore and Hong Kong. GLPH Limited is also registered in the Cayman Islands, and, through a Barbados-registered direct holding company, controls 100 per cent. of GLP's PRC warehousing development and management company, GLP Investment (Shanghai) Co., Ltd. CLH Limited and GLPH Limited are both wholly-owned subsidiaries of GLP.

On 18 February 2014, GLP entered into a strategic agreement with a strategic investment team to further expand and develop its modern logistics business in the PRC. In accordance with the strategic agreement, GLP completed the restructuring of its PRC assets and businesses on 22 May 2014, to which GLP transferred to the Company all PRC businesses, assets and liabilities under CLH Limited; all PRC development projects and business functions under GLPH Limited in the PRC (such as business management, talent development, financial and investment management and marketing and sales); and US\$4,600,564,752 from GLP Investment (Shanghai) Co., Ltd. As such, the Company became the holding company of all of GLP's PRC warehouse development companies and business management companies. Concurrently, the Company issued

4,600,564,752 ordinary shares to CLH Limited, by which CLH Limited became the parent company of the Company.

On 24 September 2014, all investments made by the strategic investors into the Company were completed. Concurrent to GLP restructuring its PRC assets and businesses, the strategic investment team injected US\$2,103,750,000 into the Company via Khangai Company Limited and Khangai II Company Limited and obtained 2,095,089,422 ordinary shares of the Company, thus becoming a shareholder of 30.15 per cent. of the Company's issued shares. Khangai Company Limited and Khangai II Company Limited are aligned with the Company's strategies. Simultaneously, GLP Associates (I) Limited and GLP Associates (II) LLC<sup>1</sup> also injected US\$253,750,000 into the Company and obtained 252,787,714 ordinary shares of the Company, thus becoming a shareholder of an estimated 3.64 per cent. of the Company's issued shares. As a result, the Company's paid-in capital increased to US\$6.958 billion, and CLH Limited's shareholding of the Company decreased from 100 per cent. to 66.21 per cent.

In February 2022, CLH Limited, Khangai Company Limited and Khangai II Company Limited entered into a share purchase agreement, pursuant to which Khangai Company Limited transferred 789,750,000 issued shares of the Company and Khangai II Company Limited transferred 467,303,653 issued shares of the Company to CLH Limited, as a result of which CLH Limited has held 5,857,618,406 shares of the Company, representing an increase of shareholding to 84.30 per cent. while Khangai Company Limited and Khangai II Company Limited have reduced their shareholding in the Company to 7.58 per cent. and 4.48 per cent. respectively after the completion of share transfer on 8 February 2022. In March 2022, CLH Limited entered into a share purchase agreement to transfer 1,257,053,653 shares of the Company to its related corporation. As at the date of this Offering Circular, such share transfer is still in progress.

As at the date of this Offering Circular, the Company's largest shareholder is CLH Limited holding 84.30 per cent. of the Company's shares. GLP holds 100.00 per cent. of the shares of CLH Limited, which means that GLP indirectly holds 84.30 per cent. of the Company's shares through CLH Limited.

As at 31 December 2022, the Group's total assets was approximately US\$38.5 billion.

---

<sup>1</sup> GLP Associates (I) Limited and GLP Associates (II) LLC are both shareholding companies established for the purpose of the Issuer to implement employee stock ownership plans in the future.

## SUMMARY OF THE PROGRAMME

The following summary is a brief summary of the Programme. For a more detailed description of the terms of the Notes, see “Terms and Conditions of the Notes”. Capitalised terms used herein and not defined have the meanings given to them in “Terms and Conditions of the Notes”. References to Condition in the following summary refer to the corresponding conditions in the Terms and Conditions of the Notes.

<b>Issuer:</b>	GLP China Holdings Limited (普洛斯中國控股有限公司) (Legal Entity Identifier is 254900C6X2D3TGF2CO98).
<b>Description:</b>	Medium Term Note Programme.
<b>Size:</b>	Up to HK\$20,000,000,000 (or the equivalent in other currencies at the date of issue) aggregate nominal amount of Notes outstanding at any one time. The Issuer may increase the aggregate nominal amount of the Programme in accordance with the terms of the Dealer Agreement.
<b>Risk Factors:</b>	Investing in Notes under the Programme involves certain risks. The principal risk factors that may affect the abilities of the Issuer to fulfil the obligations in respect of the Notes or the Trust Deed are discussed under the section “ <i>Risk Factors</i> ”.
<b>Arranger:</b>	Morgan Stanley & Co. International plc.
<b>Dealer:</b>	Morgan Stanley & Co. International plc.
<b>Certain Restrictions:</b>	For a description of certain restrictions on offers, sales and deliveries of Notes and the distribution of offering material relating to the Notes, see the section on “ <i>Subscription and Sale</i> ”. Further restrictions may apply in connection with any particular Series or Tranche of Notes.
<b>Trustee:</b>	Citicorp International Limited.
<b>Principal Paying Agent and Principal Transfer Agent:</b>	Citibank, N.A., London Branch.
<b>Principal Registrar:</b>	Citibank Europe plc, Germany Branch.
<b>CMU Lodging and Paying Agent, CMU Registrar and CMU Transfer Agent:</b>	Citicorp International Limited.
<b>Method of Issue:</b>	The Notes may be issued on a syndicated or non-syndicated basis. The Notes will be issued in series (each a “ <b>Series</b> ”) having one or more issue dates and on terms otherwise identical (or identical other than in respect of the first payment of interest and the timing of the NDRC Post-issue Filing, if applicable), the Notes of each Series being intended to be interchangeable with all other Notes of that Series, and each Series may be issued in tranches (each a “ <b>Tranche</b> ”) on the same or different issue dates. The specific terms of each Tranche will be completed in the Pricing Supplement.
<b>Issue Price:</b>	Notes may be issued at their nominal amount or at a discount or premium to their nominal amount. Partly Paid Notes may be

<b>Clearing Systems:</b>	issued, the issue price of which will be payable in two or more instalments.
<b>Currencies:</b>	Clearstream, Euroclear and the CMU and in relation to any Tranche, such other clearing system as may be agreed between the Issuer, the Trustee and the Relevant Dealer.
<b>Specified Denomination:</b>	Subject to compliance with all relevant laws, regulations and directives, Notes may be issued in any currency agreed between the Issuer and the Relevant Dealer.
<b>Withholding Tax:</b>	Notes will be issued in such denominations as may be agreed between the Issuer and the Relevant Dealer save that the minimum denomination of each Notes will be such as may be allowed or required from time to time by the central banks (or equivalent body) or any laws or regulations applicable to the relevant currency (see “ <i>Certain Restrictions</i> ” above).
<b>Governing Law:</b>	All payments of principal, premium (if applicable) and interest in respect of the Notes will be made free and clear of withholding taxes of Hong Kong, unless the withholding is required by law. In that event, the Issuer shall (subject to the Conditions) pay such additional amounts as will result in the holders of the relevant Notes receiving such amounts as they would have received in respect of such Notes had no such withholding been required.
<b>Rating:</b>	The Notes and the Trust Deed and any non-contractual obligations arising out of or in connection with the Notes and the Trust Deed are governed by English law.
<b>Listing and Admission to Trading:</b>	Notes issued under the Programme may be rated, or unrated, as specified in the applicable Pricing Supplement.
	A rating is not a recommendation to buy, sell or hold securities and may be subject to suspension, change or withdrawal at any time by the assigning rating agency.
	The Programme may be rated from time to time. Notes issued under the Programme may be rated or unrated. Where a Tranche of Notes is to be rated, such rating will not necessary be the same as the rating assigned to the Programme.
	Application has been made to the Hong Kong Stock Exchange for the listing of the Programme by way of debt issues to Professional Investors only during the 12-month period after the date of this Offering Circular on the Hong Kong Stock Exchange.
	However, unlisted Notes and Notes to be listed, traded or quoted on or by any other competent authority, stock exchange or quotation system may be issued pursuant to the Programme. The relevant Pricing Supplement in respect of the issue of any Notes will specify whether or not such Notes will be listed on the Hong Kong Stock Exchange or listed, traded or quoted on or by any other competent authority, exchange or quotation system.

Notes listed on the Hong Kong Stock Exchange will be traded on the Hong Kong Stock Exchange in a board lot size of at least HK\$500,000 (or its equivalent in other currencies).

The Notes may also be listed on such other or further stock exchange(s) as may be agreed between the Issuer and the Relevant Dealers in relation to each Series of Notes. The Pricing Supplement relating to each Series of Notes will state whether or not the Notes of such Series will be initially listed on any stock exchange(s) and, if so, on which stock exchange(s) the Notes are to be initially listed. Unlisted Series of Notes may also be issued pursuant to the Programme.

**Initial Delivery of the Notes:**

On or before the issue date for each Tranche, the Global Note representing Bearer Notes or the Global Certificate representing Registered Notes may be deposited (a) in the case of a Tranche intended to be cleared through Euroclear and/or Clearstream, with a common depository on behalf of Euroclear and/or Clearstream or, (b) in the case of a Tranche intended to be cleared through the CMU, with a sub-custodian for the Hong Kong Monetary Authority (the “HKMA”) as operator of the CMU or (c) in the case of a Tranche intended to be cleared through a clearing system other than, or in addition to, Euroclear and/or Clearstream and/or the CMU or delivered outside a clearing system, as agreed between the Issuer and the relevant Dealer.

**Status of Notes:**

The Notes constitute direct, unconditional and (subject to Condition 5(a)) unsecured obligations of the Issuer which will at all times rank *pari passu* among themselves and at least *pari passu* and without any preference or priority with all other present and future unsecured obligations of the Issuer, save for such obligations as may be preferred by provisions of law that are both mandatory and of general application. See “*Terms and Conditions of the Notes — Status of the Notes*”.

**Maturities:**

Subject to compliance with all relevant laws, regulations and directives, any maturity as may be agreed between the Issuer and the Relevant Dealers.

**Form of Notes:**

The Notes will be issued in bearer or registered form as described in “*Form of the Pricing Supplement in relation to the Notes*”. Registered Notes will not be exchangeable for Bearer Notes and vice versa.

Each Tranche of Bearer Notes will initially be represented by a Temporary Global Note or a Permanent Global Note as specified in the relevant Pricing Supplement, which, in each case, may be deposited on the Issue Date with a common depository for Euroclear, Clearstream or any other agreed clearance system compatible with Euroclear and Clearstream or, in respect of Notes intended to be cleared through the CMU, a sub-custodian for the CMU. Each Temporary Global Note will be exchangeable

for a Permanent Global Note or, if so specified in the relevant Pricing Supplement, for Definitive Notes. Each Permanent Global Note will be exchangeable for Definitive Notes in accordance with its terms. Definitive Notes will, if interest-bearing, have Coupons attached and, if appropriate, a Talon for further Coupons. Any interest in a Temporary Global Note or a Permanent Global Note will be transferable only in accordance with the rules and procedures or the time being of Euroclear, Clearstream, the CMU and/or any other agreed clearance system, as appropriate.

Bearer Notes will be issued in compliance with applicable U.S. tax rules. Bearer Notes will be issued in compliance with rules in substantially the same form as U.S. Treasury Regulations §1.163-5(c)(2)(i)(D) for purposes of Section 4701 of the U.S. Internal Revenue Code (the “**TEFRA D Rules**”) unless (i) the relevant Pricing Supplement states that the Bearer Notes are issued in compliance with rules in substantially the same form as U.S. Treasury Regulation §1.163-5(c)(2)(i)(C) for purposes of Section 4701 of the U.S. Internal Revenue Code (the “**TEFRA C Rules**”) or (ii) the Bearer Notes are issued other than in compliance with the TEFRA D Rules or the TEFRA C Rules but in circumstance in which the Notes will not constitute “registration required obligations” for U.S. federal income tax purposes, which circumstance will be referred to in the relevant Pricing Supplement. If the TEFRA D Rules are specified in the relevant Pricing Supplement as applicable, certification as to non-U.S. beneficial ownership will be a condition precedent to any exchange of an interest in a Temporary Global Note or receipt of any payment of interest in respect of a Temporary Global Note.

Each Tranche of Registered Notes will, unless specified in the relevant Pricing Supplement, be represented by a Global Certificate (as defined in the “*Form of the Notes*”), which will be deposited on or about its issue date with a common depositary for, and registered in the name of a nominee of, Euroclear and Clearstream or in respect of Notes intended to be cleared through the CMU, the Global Certificate will be lodged with a sub-custodian for the HKMA as operator of the CMU and registered in the name of the HKMA. With respect to all offers or sales by a Dealer of an unsold allotment or subscription, beneficial interests in a Global Certificate of such Tranche may be held only through Euroclear or Clearstream or the CMU.

Application will be made to have Global Notes or Global Certificates of any Tranche accepted for clearance and settlement through the facilities of Euroclear, Clearstream and/or the CMU as appropriate.

**Fixed Rate Notes:**

Fixed interest will be payable in arrear on such date or dates as may be agreed between the Issuer and the Relevant Dealer and on redemption and will be calculated on the basis of such Day Count Fraction as specified in the relevant pricing supplement.

**Floating Rate Notes:**

Floating Rate Notes will bear interest payable in arrear and determined separately for each Series as follows:

- (i) on the same basis as the floating rate under a notional interest rate swap transaction in the relevant Specified Currency governed by an agreement incorporating the 2006 ISDA Definitions (as published by the International Swaps and Derivatives Association, Inc. and as amended and updated as at the Issue Date of the first Tranche of the Notes of the relevant Series); or
- (ii) by reference to the applicable reference rate (such as interbank offered rates, risk free rates or such other benchmark) which appears on the relevant screen page as may be specified in the relevant Pricing Supplement and as adjusted for any applicable margin; or
- (iii) on such other basis as may be agreed between the Issuer and the Relevant Dealer.

Interest Periods will be specified in the relevant Pricing Supplement.

**Benchmark Discontinuation:**

Fallback provisions might be specified in the relevant Pricing Supplement together with relevant risk factors, in case of the discontinuation of certain benchmarks, or changes in the manner of administration of any benchmarks.

**Zero Coupon Notes:**

Zero Coupon Notes (as defined in “*Terms and Conditions of the Notes*”) may be issued at their nominal amount or at a discount to it and will not bear interest.

**Dual Currency Notes:**

Payments (whether in respect of principal or interest and whether at maturity or otherwise) in respect of Dual Currency Notes (as defined in “*Terms and Conditions of the Notes*”) will be made in such currencies, and based on such rates of exchange as the Issuer and the Relevant Dealer may agree and as may be specified in the relevant Pricing Supplement.

**Interest Periods and Interest Rates:**

The length of the Interest Periods for the Notes and the applicable interest rate or its method of calculation may differ from time to time or be constant for any Series. Floating Rate Notes may also have a maximum interest rate, a minimum interest rate, or both. The use of interest accrual periods permits the Notes to bear interest at different rates in the same Interest Period. All such information will be set out in the relevant Pricing Supplement.

**Partly Paid Notes:**

In the case of Partly Paid Notes (other than Partly Paid Notes which are Zero Coupon Notes), interest will accrue as aforesaid

<b>Redemption:</b>	<p>on the paid-up nominal amount of such Notes and otherwise as specified in the relevant Pricing Supplement.</p> <p>The relevant Pricing Supplement will indicate either that the relevant Notes cannot be redeemed prior to their stated maturity (other than in specified instalments, if applicable, or for taxation reasons or following an Event of Default) or that such Notes will be redeemable at the option of the Issuer and/or the Noteholders upon giving notice to the Noteholders or the Issuer, as the case may be, on a date or dates specified prior to such stated maturity and at a price or prices and on such other terms as may be agreed between the Issuer and the Relevant Dealer. The relevant Pricing Supplement may provide that Notes may be redeemable in two or more instalments of such amounts and on such dates as are indicated in the relevant Pricing Supplement.</p>
<b>Optional Redemption:</b>	<p>Notes having a maturity of less than one year are subject to certain restrictions on their denomination and distribution.</p> <p>Notes may be redeemed before their stated maturity at the option of the Issuer (either in whole or in part) and/or the Noteholders to the extent (if at all) specified in the relevant Pricing Supplement and subject to Condition 9 (<i>Redemption and Purchase</i>).</p>
<b>Tax Redemption:</b>	<p>Notes will be redeemable at the Issuer’s option prior to maturity for tax reasons as described in Condition 9(b) (<i>Redemption and Purchase — Redemption for tax reasons</i>).</p>
<b>Redemption for Change of Control:</b>	<p>At any time following the occurrence of a Change of Control, each Noteholder will have the right, at such Noteholder’s option, to require the Issuer to redeem all, but not some only, of that Noteholder’s Notes on the Change of Control Put Date at a price equal to the Early Redemption Amount (Change of Control), together with interest accrued (if any) to the Change of Control Put Date.</p>
<b>Redemption at the Option of the Issuer:</b>	<p>If the Call Option is specified in the relevant Pricing Supplement as being applicable, the Notes may be redeemed at the option of the Issuer in whole or, if so specified in the relevant Pricing Supplement, in part on any Optional Redemption Date (Call) at the relevant Optional Redemption Amount (Call).</p>
<b>Redemption at the option of Noteholders:</b>	<p>If the Put Option is specified in the relevant Pricing Supplement as being applicable, the Issuer shall, at the option of the Noteholder of any Note redeem such Note on the Optional Redemption Date (Put) specified in the relevant Put Option Notice at the relevant Optional Redemption Amount (Put) together with interest (if any) accrued to such date.</p>
<b>Covenants:</b>	<p>The Notes will contain a covenants provision, each as described in Condition 5 (<i>Covenants</i>).</p>



**Cross-acceleration:**

The Conditions will contain a cross-acceleration provision as described in Condition 13(c) (*Events of Default — Cross-acceleration of Issuer or Principal Subsidiary*).

## SUMMARY FINANCIAL INFORMATION

*The following tables set forth the summary consolidated financial information of the Group as at and for the periods indicated.*

*The summary consolidated financial information of the Group as at and for the years ended 31 December 2020, 2021 and 2022 is derived from the 2021 Audited Consolidated Financial Statements and the 2022 Audited Consolidated Financial Statements. Such financial information should be read in conjunction with the 2021 Audited Consolidated Financial Statements, the 2022 Audited Consolidated Financial Statements and their respective notes thereto.*

*Historical results of the Group are not necessarily indicative of results that may be achieved for any future period.*

### CONSOLIDATED STATEMENTS OF COMPREHENSIVE INCOME

	For the year ended 31 December		
	2020	2021	2022
	(US\$ '000)		
Revenue <sup>1</sup> .....	1,149,124	1,273,512	1,205,310
Other income <sup>2</sup> .....	195,512	341,380	3,138
Cost of goods sold and other financial services costs <sup>3</sup> .....	(125,743)	(3,881)	(6,684)
Property-related and other business expenses.....	(279,087)	(381,534)	(558,165)
Other expenses.....	(203,414)	(299,807)	(296,994)
Changes in fair value of investment properties.....	532,835	973,433	933,515
Share of results (net of tax expense) of joint ventures.....	73,508	164,047	46,415
Share of results (net of tax expense) of associates <sup>4</sup> .....	194,043	501,336	118,552
Profit from operations.....	1,536,778	2,568,486	1,445,087
Finance costs.....	(457,018)	(501,954)	(684,773)
Finance income.....	304,365	98,519	136,657
Net finance costs.....	(152,653)	(403,435)	(548,116)
Gain on disposal of subsidiaries.....	314,400	552,697	1,230,002
Gain on acquisition of subsidiaries.....	80	19,477	—
Gain on disposal of investment properties.....	—	13,642	3,020

<sup>1</sup> The amount for the year ended 31 December 2021 has been restated in the 2022 Audited Consolidated Financial Statements as US\$1,259,313,000 due to a reclassification of dividend income of US\$14,199,000 from Other income to Revenue for conforming with the presentation for the year ended 31 December 2022. The amounts for the years ended 31 December 2020 and 2021 presented in this Offering Circular have not been adjusted to reflect the reclassifications stated.

<sup>2</sup> The amount for the year ended 31 December 2021 has been restated in the 2022 Audited Consolidated Financial Statements as US\$355,579,000 due to a reclassification of dividend income of US\$14,199,000 from Other income to Revenue for conforming with the presentation for the year ended 31 December 2022. The amounts for the years ended 31 December 2020 and 2021 presented in this Offering Circular have not been adjusted to reflect the reclassifications stated.

<sup>3</sup> Expressed as “Cost of goods sold” in the 2022 Audited Consolidated Financial Statements.

<sup>4</sup> Expressed as “Share of results (net of tax expense) of associates and loss on disposal of associates” in the 2022 Audited Consolidated Financial Statements.

	<b>For the year ended 31 December</b>		
	<b>2020</b>	<b>2021</b>	<b>2022</b>
	<i>(US\$ '000)</i>		
Gain on disposal of assets held for sale.....	92,320	—	—
Profit before taxation.....	1,790,925	2,750,867	2,129,993
Tax expense.....	(537,469)	(865,333)	(683,329)
Profit for the year.....	1,253,456	1,885,534	1,446,664
Profit attributable to:			
Owners of the Company.....	952,320	1,414,637	1,290,298
Non-controlling interests.....	301,136	470,897	156,366
Profit for the year.....	1,253,456	1,885,534	1,446,664
<b>Other comprehensive income for the year</b>			
<i>Items that will not be reclassified to profit or loss:</i>			
Surplus on revaluation of buildings held for own use carried at fair value.....	3,425	5,024	—
Change in fair value of other investments.....	27,074	115,480	(72,989)
Disposal of other investments.....	53,299	—	—
<i>Items that may be reclassified subsequently to profit or loss:</i>			
Exchange differences on translation of financial statements from functional currency to reporting currency <sup>5</sup> .....	1,023,341	429,019	(1,815,663)
Share of other comprehensive income of joint ventures and associates.....	(3,718)	4,565	13,536
<b>Other comprehensive income for the year.....</b>	<b>1,103,421</b>	<b>554,088</b>	<b>(1,875,116)</b>
<b>Total comprehensive income for the year.....</b>	<b>2,356,877</b>	<b>2,439,622</b>	<b>(428,452)</b>
<b>Total comprehensive income attributable to:</b>			
Owners of the Company.....	1,750,169	1,844,570	(78,253)
Non-controlling interests.....	606,708	595,052	(350,199)
<b>Total comprehensive income for the year.....</b>	<b>2,356,877</b>	<b>2,439,622</b>	<b>(428,452)</b>

## CONSOLIDATED STATEMENTS OF FINANCIAL POSITION

	<b>As at 31 December</b>		
	<b>2020</b>	<b>2021</b>	<b>2022</b>
	<i>(US\$ '000)</i>		
<b>Non-current assets</b>			
Investment properties.....	21,380,459	15,269,504	13,880,385

<sup>5</sup> Expressed as "Exchange differences on translation of financial statements from functional currency to reporting currency" in the 2021 Audited Consolidated Financial Statements.

	<b>As at 31 December</b>		
	<b>2020</b>	<b>2021</b>	<b>2022</b>
		<i>(US\$ '000)</i>	
Joint ventures.....	2,090,883	3,080,404	2,809,348
Associates.....	1,799,882	2,811,647	2,844,715
Deferred tax assets.....	21,455	24,657	54,468
Property, plant and equipment.....	348,530	823,082	1,352,456
Intangible assets.....	309,790	316,716	703,948
Other investments.....	2,125,346	2,336,864	2,512,638
Other non-current assets.....	778,399	716,633	1,995,642
	<u>28,854,744</u>	<u>25,379,507</u>	<u>26,153,600</u>
<b>Current assets</b>			
Trade and other receivables.....	1,573,419	2,889,843	4,211,604
Assets classified as held for sale.....	1,166,970	5,532,665	6,608,509
Cash and cash equivalents.....	1,160,752	716,941	1,489,426
	<u>3,901,141</u>	<u>9,139,449</u>	<u>12,309,539</u>
<b>Total assets.....</b>	<u>32,755,885</u>	<u>34,518,956</u>	<u>38,463,139</u>
<b>Equity attributable to owners of the Company</b>			
Share capital.....	6,950,825	6,950,825	6,950,825
Reserves.....	5,432,846	7,278,443	7,162,993
	<u>12,383,671</u>	<u>14,229,268</u>	<u>14,113,818</u>
<b>Non-controlling interests.....</b>	<u>5,176,090</u>	<u>5,627,871</u>	<u>6,145,160</u>
<b>Total equity.....</b>	<u>17,559,761</u>	<u>19,857,139</u>	<u>20,258,978</u>
<b>Non-current liabilities</b>			
Loans and borrowings.....	7,096,129	7,095,801	7,616,493
Deferred tax liabilities.....	2,455,806	1,751,698	1,417,960
Other non-current liabilities.....	317,337	500,368	711,512
	<u>9,869,272</u>	<u>9,347,867</u>	<u>9,745,965</u>
<b>Current liabilities</b>			
Loans and borrowings.....	3,150,219	1,086,493	2,104,844
Trade and other payables.....	1,751,374	1,591,910	1,717,428
Current tax payable.....	95,758	158,889	395,350
Liabilities classified as held for sale.....	329,501	2,476,658	4,240,574
	<u>5,326,852</u>	<u>5,313,950</u>	<u>8,458,196</u>
<b>Total liabilities.....</b>	<u>15,196,124</u>	<u>14,661,817</u>	<u>18,204,161</u>
<b>Total equity and liabilities.....</b>	<u>32,755,885</u>	<u>34,518,956</u>	<u>38,463,139</u>

## CONSOLIDATED STATEMENTS OF CASH FLOWS

For the year ended 31 December

	2020	2021	2022
		<i>(US\$ '000)</i>	
<b>Cash flows from operating activities</b>			
Profit before taxation .....	1,790,925	2,750,867	2,129,993
<b>Adjustments for:</b>			
Amortisation of intangible assets .....	1,624	1,369	9,579
Amortisation of deferred management costs.....	124	133	—
Depreciation of property, plant and equipment.....	22,604	28,137	49,068
Loss/(gain) on disposal of property, plant and equipment	1,030	(138)	8,549
Gain on acquisition/disposal of subsidiaries .....	(406,800)	(572,174)	(1,230,002)
Share of results (net of tax expense) of joint ventures .....	(73,508)	(164,047)	(46,415)
Share of results (net of tax expense) of associates <sup>6</sup> .....	(194,043)	(501,336)	(118,552)
Changes in fair value of investment properties .....	(532,835)	(973,433)	(933,515)
Changes in fair value of financial assets .....	(155,069)	(288,301)	60,960
Recognition of impairment loss on trade and other receivables.....	12,387	993	2,297
Other income from disposal of investments in associates and financial assets.....	(8,647)	—	—
Gain on disposal of associates.....	—	(7,360)	—
Gain on disposal of investment properties .....	—	(13,642)	(3,020)
Other expenses .....	—	44,587	42,095
Dividend income .....	—	(14,199)	(46,707)
Net finance costs .....	152,653	403,435	548,116
	610,445	694,891	472,446
<b>Changes in working capital:</b>			
Trade and other receivables.....	(1,106,929)	(669,592)	66,569
Trade and other payables.....	1,078,532	740,490	98,635
Cash generated from operations.....	582,048	765,789	637,650
Tax paid.....	(94,582)	(150,973)	(106,390)
<b>Net cash generated from operating activities.....</b>	<b>487,466</b>	<b>614,816</b>	<b>531,260</b>
<b>Cash flows from investing activities</b>			

<sup>6</sup> Expressed as "Share of results (net of tax expense) of associates and loss on disposal of associates" in the 2022 Audited Consolidated Financial Statements.

	<b>For the year ended 31 December</b>		
	<b>2020</b>	<b>2021</b>	<b>2022</b>
		<i>(US\$ '000)</i>	
Dividends received from joint ventures .....	—	10,850	94,957
Proceeds from sale of investment properties.....	—	8,644	11,959
Acquisition of subsidiaries, net of cash acquired .....	(299,500)	(957,490)	(1,489,646)
Disposal of subsidiaries, net of cash disposed .....	2,432,012	4,224,412	1,645,155
Deposit paid for acquisition of investment properties.....	(20,174)	(116,929)	(101,159)
Deposit refunded for other investments .....	11,522	—	—
Development expenditure on investment properties .....	(1,082,681)	(1,279,504)	(819,985)
Proceeds from disposal of joint ventures and associates..	5,576	110,117	522,011
Payment for purchase of other investments .....	(225,302)	(393,210)	(689,792)
Acquisition of intangible assets.....	(18)	—	—
Payment for purchase of property, plant and equipment..	(87,910)	(205,036)	(323,533)
Proceeds from sale of property, plant and equipment .....	1,282	1,033	7,614
Withholding tax paid on disposal gain, dividend and interest income from subsidiaries .....	(148,059)	(219,850)	(45,221)
Loans to joint ventures.....	(528,759)	(43,592)	(48,880)
Loans to associates.....	(23,058)	(48,313)	(81,322)
Loans to non-controlling interests.....	(49,503)	(7,243)	(7,123)
Loans to third parties.....	(60,315)	(349,419)	—
Loans to intermediate holding company and other related parties .....	—	(821,895)	(1,525,653)
Loan repayment from joint ventures <sup>7</sup> .....	136,228	72,136	18,615
Loan repayment from associates <sup>8</sup> .....	305,997	94,453	204,638
Loan repayment from non-controlling interests <sup>9</sup> .....	7,350	41,293	—
Loan repayment from third parties <sup>10</sup> .....	146,359	275,595	76,571
Loan repayment from other related parties <sup>11</sup> .....	—	68,135	86,227
Acquisition of associates.....	(926,810)	—	—
Proceeds from disposal of other investments .....	422,325	7,704	298,935
Dividends received from associates .....	2,968	55,306	146,547
Dividends received from other investments	—	—	49,558

<sup>7</sup> Expressed as “Repayment of loans from joint ventures” in the 2022 Audited Consolidated Financial Statements.

<sup>8</sup> Expressed as “Repayment of loans from associates” in the 2022 Audited Consolidated Financial Statements.

<sup>9</sup> Expressed as “Repayment of loans from non-controlling interests” in the 2022 Audited Consolidated Financial Statements.

<sup>10</sup> Expressed as “Repayment of loans from third parties” in the 2022 Audited Consolidated Financial Statements.

<sup>11</sup> Expressed as “Repayment of loans from other related parties” in the 2022 Audited Consolidated Financial Statements.

	<b>For the year ended 31 December</b>		
	<b>2020</b>	<b>2021</b>	<b>2022</b>
		<i>(US\$ '000)</i>	
Capital contribution to joint ventures.....	(773,393)	(756,503)	(56,963)
Capital contribution to associates.....	(929,301)	(785,650)	(429,287)
Interest income received .....	34,092	61,470	77,092
<b>Net cash used in investing activities.....</b>	<b>(1,649,072)</b>	<b>(953,486)</b>	<b>(2,378,685)</b>
<b>Cash flows from financing activities</b>			
Capital reduction from non-controlling interests <sup>12</sup> .....	—	(244,589)	(1,255)
Deposits received from issue of co-invest shares.....	—	4,398	2,416
Capital contribution from non-controlling interests, net of transaction costs <sup>13</sup> .....	626,175	457,544	2,261,029
Proceeds from bank loans .....	5,633,415	6,713,692	9,843,571
Proceeds from issue of bonds.....	599,999	2,751,731	322,532
Proceeds of loans from associates.....	—	—	4,770
Proceeds of loans from joint ventures .....	31,111	—	—
Proceeds of loans from non-controlling interests.....	8,849	—	1,646
Proceeds of loans from other related parties .....	—	—	366,911
Proceeds of loans from third parties.....	—	—	2,571
Repayment of bank loans .....	(4,292,235)	(6,829,248)	(6,433,457)
Repayment of bonds.....	(30,285)	(2,633,904)	(1,044,139)
Repayment of loans from intermediate holding company	(451,554)	—	—
Repayment of loans from associates .....	(51,090)	—	(28,501)
Repayment of loans from joint ventures .....	(59,639)	—	—
Repayment of loans from non-controlling interests .....	(10,672)	(10,202)	(3,204)
Repayment of loans from other related parties	—	—	(234,290)
Repayment of loans from third parties.....	(3,990)	(637)	(700)
Interest paid.....	(488,279)	(500,670)	(509,893)
Dividends paid to non-controlling interests .....	(14,527)	(35,223)	(1,705,559)
Cash payments for principal portion of lease liabilities ...	(4,622)	(14,400)	(19,384)
Cash payments for interest portion of lease liabilities.....	(3,231)	(6,852)	(7,474)
Acquisition of interests in subsidiaries from non-controlling interests.....	(17,451)	(220,286)	(60,255)
Dividend paid to co-invest shareholders .....	—	—	(6,833)

<sup>12</sup> Expressed as “Capital withdrawal from non-controlling interests” in the 2022 Audited Financial Statements.

<sup>13</sup> Expressed as “Capital contribution from non-controlling interests” in the 2022 Audited Consolidated Financial Statements.

	<b>For the year ended 31 December</b>		
	<b>2020</b>	<b>2021</b>	<b>2022</b>
		<i>(US\$ '000)</i>	
Deposits pledged for bank loans .....	—	—	(57,548)
Proceeds from disposal of interests in subsidiaries to non-controlling interests.....	—	638,517	314,423
Net cash generated from financing activities .....	1,471,974	69,871	3,007,377
Net increase/(decrease) in cash and cash equivalents .....	310,368	(268,799)	1,159,952
Cash and cash equivalents at beginning of the year .....	859,715	1,222,062	963,449
Effect of exchange rate changes on cash balances held in foreign currencies.....	51,979	10,186	(53,278)
Cash and cash equivalents at end of year .....	<u>1,222,062</u>	<u>963,449</u>	<u>2,070,123</u>

### **OTHER FINANCIAL DATA**

The Company uses certain non-HKFRS measures to evaluate the Group's financial performance such as EBITDA. EBITDA is not an accounting measure under HKFRS and therefore should not be considered as an alternative measure to evaluate the Group's performance. EBITDA is also not a measurement of performance of liquidity under HKFRS. Therefore, investors should not place undue reliance on this data.

	<b>For the year ended 31 December</b>		
	<b>2020</b>	<b>2021</b>	<b>2022</b>
		<i>(US\$ '000)</i>	
EBITDA <sup>(1)</sup> .....	2,272,171	3,282,327	2,686,712

Note:

- (1) EBITDA is defined as profits before tax, net borrowing costs, depreciation and amortisation. EBITDA, as used in this Offering Circular, is a supplemental measure of the Group's performance and liquidity that are not required by or presented in accordance with HKFRS or generally accepted accounting principles in certain other countries. Furthermore, EBITDA is not a measure of financial performance or liquidity under the HKFRS or any other generally accepted accounting principles and should not be considered as an alternative to net income, operating income or any other performance measures derived in accordance with HKFRS or any other generally accepted accounting principles. EBITDA should not therefore be considered in isolation from, or as a substitute for, the analysis of the financial condition or results of operations of the Group, as reported under HKFRS. Further, EBITDA may not reflect all of the financial and operating results and requirements of the Group. In particular, EBITDA does not reflect the Group's needs for capital expenditures, debt servicing or additional capital that may be required to replace assets that are fully depreciated or amortised. Other companies may calculate or define EBITDA differently, limiting its usefulness as a comparative measure.



## RISK FACTORS

*Prior to making any investment decision, investors should consider carefully all of the information in this Offering Circular, including any documents incorporated by reference herein and the risks and uncertainties described below. Any of the risks described below could materially and adversely affect the Issuer's ability to satisfy its obligations under the Notes and have a material adverse effect on the Issuer's and/or the Group's business, financial condition or results of operations. In that event, the market price of the Notes could decline and investors may lose all or part of their investment in the Notes. The risks and uncertainties described below are not the only risks and uncertainties the Issuer and the Group face. In addition to the risks described below, there may be other risks and uncertainties not currently known to the Issuer or the Group or that the Issuer or the Group currently deem to be immaterial which may in the future become material risks. The risks discussed below may also include forward-looking statements and the Issuer's and the Group's actual results may differ substantially from those discussed in these forward-looking statements. Subheadings are for convenience only and risk factors that appear under a particular heading may also apply to one or more other sub-headings.*

### RISKS RELATING TO THE GROUP'S BUSINESS AND OPERATIONS GENERALLY

#### **The Group's business is sensitive to global economic conditions.**

The Group's business is sensitive to global economic conditions. The outlook for the global economy and financial markets remains uncertain. In particular:

- In Asia and other emerging markets, some countries are experiencing increasing inflationary pressure as a result of stronger than anticipated private consumption and investment spending and substantial monetary and fiscal policy support.
- In addition, sustained tension between the United States and the PRC over trade policies including tariffs and barriers on imports and exports and government incentives to onshore and/or nearshore production and supply chains to favoured jurisdictions, could significantly undermine the stability of the global economies. On 15 January 2020, the U.S. and Chinese governments signed the U.S.-China Economic and Trade Agreement (the "**Phase I Agreement**"). Under the Phase I Agreement, the U.S. agreed to cancel a portion of tariffs imposed on Chinese products, China promised additional purchases of U.S. goods and services, and both parties expressed a commitment to further improving various trade issues. Despite this reprieve, however, it remains to be seen whether the Phase I Agreement will be abided by both governments and successfully reduce trade tensions.
- The military conflict between Russia and Ukraine has further resulted in an escalated regional instability and amplified the tensions between international relationships, as well as adversely affected global economic conditions and the sanctions imposed by various countries on Russia continue to pose adverse effects on global economy. The sanctions imposed by various countries on Russia has also resulted in increased commodity and food costs which affects the global economy adversely.
- The 2019-nCoV acute respiratory disease ("**COVID-19**") pandemic has adversely affected global financial, foreign exchange, commodity and energy markets since December 2019. Despite the World Health Organisation has recently announced that COVID-19 no longer constitutes a public health emergency, and a rebound in global economic activity as country borders re-open, the outlook on a sustained global recovery remains uncertain.
- The exit of the United Kingdom from the European Union ("**Brexit**") process took effect on 31 January 2020 has resulted in volatility in global financial markets and economic uncertainty to not only the economies of the United Kingdom and the European Union but also globally.

- Moreover, there are ongoing concerns relating to the political gridlock in the United States over government spending and debt levels and the consequences for economic growth and investor confidence in the United States. Central banks of some countries, including the Federal Reserve Board of Governors of the United States, have also accelerated their shifts in monetary policies and increased interest rates. There can be no assurance that monetary and fiscal policy measures adopted by central banks or national governments will have the intended effect or that a global economic downturn will not occur or market volatilities will not persist.
- In early 2023, the global financial markets have experienced further turmoil with the collapse of Silicon Valley Bank, followed by Signature Bank, the crisis of Credit Suisse and the seizure of First Republic Bank, which has resulted in the tightening of bank credit and reduced capital reduced investment activities. This could adversely affect growth rates globally and could materially and adversely affect the business, financial condition, and results of operations of the Group.

**General economic, political and social conditions and government policies in the PRC could affect the Group's business.**

The Group's business, financial condition, results of operations and prospects are subject to economic, political and legal developments in the PRC. There are and will be variations in economic, political, governmental and regulatory structures among the jurisdictions in which it operates. The Group's business, financial condition and results of operations will depend in large part on its ability to adapt to economic, political, governmental and regulatory developments in the PRC, especially as it undergoes rapid growth or demographic or other changes. The Group's business, earnings and prospects may be materially and adversely affected by a variety of conditions and developments in the PRC, including:

- inflation, interest rates, and general economic conditions;
- the structure of the economy where the economy has been transitioning from a planned economy to a market-oriented economy but where the government still controls a substantial portion of productive assets, continues to play a significant role in regulating industries through industrial policies and exercises significant control over growth through allocating resources, controlling payment of foreign currency-denominated obligations, setting monetary policy and providing preferential treatment to particular industries or companies;
- the introduction of economic policies to control inflation or stimulate growth, change the rate or method of taxation or impose additional restrictions on currency conversions and remittances abroad where the PRC government has periodically taken measures to stimulate or slow economic growth to a more manageable level covering aspects of industrial production, bank credit, fixed investment and money supply;
- demographic factors, for instance the rapidly growing population requiring rapid economic growth to ensure employment and stability;
- changes to PRC governmental policies, laws and regulations (including without limitation, those relating to trade turnover with other countries, foreign investment or classification of industries) and their implementation and interpretation which could reduce foreign investment, prevent, delay, increase the cost of or otherwise adversely affect the Group's ability to invest in, acquire or divest, develop, operate or manage its facilities;
- certain recent changes in tax law and proposed application and/or interpretation of these laws could increase the Group's tax liability, and potentially adverse tax consequences from changes to or introduction of tax laws and tax treaties or their interpretation or application, or revocation of tax

incentives which may increase the Group's cost of investment or carrying on of business, or adversely affect the Issuer's ability to receive dividends or other distributions from entities in which it has made investments;

- the risk of nationalisation and expropriation of assets;
- currency controls and other regulations, which may affect the Issuer's ability to receive distributions or other dividends from the Issuer's subsidiaries or other entities in which it may have any interest, to borrow onshore or offshore where the facility or the relevant subsidiary or entity is located, or to carry out acquisition, divestment and capital expenditure plans; and
- political and other conditions.

Such conditions and developments, many of which are outside of the Group's control, may have a material adverse effect on its business, financial condition, results of operations and prospects.

**The impacts of the outbreak of the COVID-19 pandemic may sustain.**

COVID-19 is a global pandemic that has had a significant impact on the global and PRC economy. With the outbreak of COVID-19, the PRC government and health authorities in affected areas have imposed measures designed to contain the outbreak, including, among others, temporary shutdowns, travel restrictions, quarantines and cancellations of gatherings and events. Similar measures have been adopted by the rest of the countries across the globe. This, in turn, has resulted in disruptions in global supply chains, reduced trade, lower industrial production and lower consumption generally, even in areas not directly affected by the outbreak.

Although the disruption caused by COVID-19 to the Group's development and operating projects has been minimal and there is no sustained shutdown of projects, there have been temporary delays on selected development projects. Furthermore, while the Group is seeing an increase in the demand for e-commerce services in the PRC since the start of the outbreak, and while many of the Group's customers are in the e-commerce industry, in part due to the imposition of quarantines, lockdowns or other movement control measures, there is no guarantee that this will continue.

Despite the World Health Organisation has recently announced that COVID-19 no longer constitutes a public health emergency, and a rebound in global economic activity as country borders re-open, the outlook on a sustained global recovery remains uncertain. It is possible that the impacts from the COVID-19 pandemic may still cause a prolonged global economic crisis or recession despite monetary and fiscal interventions by governments and central banks globally, and there can be no assurance that COVID-19, if it becomes a public health threat again in the future, would not have a material adverse effect on Group's businesses financial condition, results of operations and prospects.

**The Group's performance is dependent on the PRC property market.**

As substantially all of the Group's real estate properties are situated in the PRC, the Group's business, financial condition and results of operations are predominantly dependent on the operational and financial performance of these properties which are subject to certain risks inherent in the ownership of, investment in and development of real estate properties, via the Group's private funds. These risks include, but are not limited to, the cyclical nature of property markets, changes in general economic, business and credit conditions, uncertainty and complexity inherent in the development of the PRC macroeconomy, changes in government policies or regulations affecting real estate, building and other raw materials shortages, fluctuations in interest rates and the costs of labour and materials. The Group's property interests are also affected by the strength of the PRC property market.

In the event of economic decline, the Group may experience market pressures that affect companies with significant interests in the PRC property markets, such as pressures from tenants or prospective tenants to

provide rent reductions or reduced market prices for sale properties. Rental values are also affected by factors such as supply and demand of comparable properties, political developments, governmental regulations and changes in planning or tax laws, interest rate fluctuations and inflation. Any decline in rental yields or property values could have a material adverse effect on the Group's business, financial condition, results of operations, performance and prospects. There can be no assurance that rental and property values will not decline, the amount of bank credit available to the business of the Group will not decrease or that interest rates will not rise in the future. Any adverse developments with respect to the property markets in the PRC could have a material adverse effect on the Group's business, financial condition, results of operations, performance and prospects.

**The illiquidity of property investments could limit the Group's ability to respond to adverse changes in the performance of its properties.**

The Group's logistics real estate investments are generally illiquid which limits its ability to vary the size and mix of its investment portfolios or the Group's ability to liquidate part of its assets in response to changes in economic, real estate market or other conditions. As at 31 December 2020, 2021 and 2022 the Group's investment properties amounted to US\$21,380 million, US\$15,270 million and US\$13,880 million respectively and represented the largest non-current assets financial statement item on the Group's balance sheet for each of the respective financial years. The real estate market is affected by many factors beyond the Group's control, such as general economic conditions, availability of financing, interest rates, supply and demand of properties. The Group cannot predict whether it will be able to sell any of its investment properties or other assets for the price or on the terms set by it, or whether any price or other terms offered by a prospective purchaser would be acceptable to it. The Group also cannot predict the length of time needed to find a purchaser or to close a sale in respect of an investment property or other assets. These factors could affect the Group's gains from realisation of its investments in its real estate assets including the value at which the Group may dispose of its holdings in entities that hold the real estate assets, the income or other distributions received by the Group from its respective holdings, which in turn would have a material adverse effect on the Group's business, financial condition, results of operations and prospects.

In addition, the Group may be required to expend funds to maintain properties, correct defects, or make improvements before an investment property or a certain other asset can be sold. There is no assurance that the Group will have funds available for these purposes. These factors and any other factors that would impede the Group's ability to respond to adverse changes in the performance of its investment properties and/or certain other assets could affect its ability to retain customers and to compete with other market participants, as well as negatively affecting its business, financial condition and results of operations.

**The real property portfolio of the Group and the returns from its investments could be adversely affected by fluctuations in the value and rental income of its properties and other factors.**

Returns from an investment in real estate depend largely upon the amount of rental income generated from the property and the expenses incurred in the operation of the property, including the management and maintenance of the property, as well as changes in the market value of the property.

Rental income and the market value of properties may be adversely affected by a number of factors including:

- the overall conditions in the PRC economy, such as growth or contraction in gross domestic product, consumer sentiment, employment trends and the level of inflation and interest rates;
- local real estate conditions, such as the level of demand for, and supply of, industrial property and business space;
- the Group's ability to collect rent on a timely basis or at all;

- defects affecting the properties in the Group’s portfolio which could affect the ability of the relevant tenants to operate on such properties;
- the perception of prospective customers of the usefulness and convenience of the relevant property;
- the Group’s ability to provide adequate management, maintenance or insurance;
- the financial condition of customers and the possible bankruptcy of customers;
- high or increasing vacancy rates;
- changes in tenancy laws; and
- external factors including major world events, such as war, terrorist attacks, epidemics and pandemics, such as the COVID-19 pandemic, and acts of God such as floods and earthquakes. See also “*Risk Factors— Risks Relating to the Group’s Business and Operations Generally — The impacts of the outbreak of the COVID-19 pandemic may sustain.*”.

In addition, other factors may adversely affect a property’s value without necessarily affecting its current revenues and operating profit, including (i) changes in laws and governmental regulations, including tenancy, zoning, planning, environmental or tax laws, (ii) potential environmental or other legal liabilities, (iii) unforeseen capital expenditure, (iv) the supply and demand for industrial properties or business space, (v) loss of anchor tenants, (vi) the availability of financing and (vii) changes in interest rates.

Consequently, the Group’s operating results and financial condition may be materially adversely impacted by economic conditions. Reduction in the maximum loan-to-value ratio for mortgages and increases in interest rates in the PRC where the Group has property interests may also adversely affect the availability of loans on terms acceptable to purchasers, and hence the amount of other income the Group may be able to generate should it wish to dispose of any property interests. The Group may also be subject to third-party solvency and other risks in relation to its financial investments and arrangements.

**The valuations of the Group’s properties contain assumptions that may not materialise and may fluctuate from time to time.**

Real estate assets are inherently difficult to value. Valuations are subject to subjective judgments and are made on the basis of assumptions which may not necessarily materialise. Additionally, the inspections of the Group’s properties and other work undertaken in connection with a valuation exercise may not identify all material defects, breaches of contracts, laws and regulations, and other deficiencies and factors that could affect the valuation. There can be no assurance that the Group’s investment in its properties will be realised at the valuations or property values recorded or reflected in its financial statements or in this Offering Circular. The Group applies fair value accounting for all its investment properties. Independent valuations are carried out on the Group’s investment properties at least once every year. The Group assesses the valuation of its properties to ensure that the carrying amount of each investment property reflects the market conditions at the relevant financial reporting date. The value of the properties in the Group’s portfolio may fluctuate from time to time due to market and other conditions and are also based on certain assumptions which, by their nature, are subjective and uncertain, and may differ materially from actual results. There is no assurance that the Group’s properties will retain the price at which they may be valued or that the Group’s investment in such properties will be realised at the valuations or property values it has recorded or reflected in its financial statements, and the price at which the Group may sell or lease any part or the whole of the properties may be lower than the valuation for those properties. Such adjustments to the fair value of the properties in the portfolio could have an adverse effect on the Group’s net asset value and profitability. It may also affect the Group’s ability to obtain more borrowings, or result in the Group having to reduce debt, if the financial covenants in its financing and

other agreements require the Group to maintain a level of debt relative to asset value, and such covenants are triggered as a result of adjustments made to the fair value of the Group's properties.

**The due diligence exercise on the Group's properties, tenancies, buildings and equipment may not have identified all material defects and other deficiencies.**

The Group believes that reasonable due diligence investigations with respect to the Group's properties have been conducted prior to their acquisition. However, there is no assurance that the Group's properties will not have defects or deficiencies requiring repair or maintenance (including design, construction or other latent property or equipment defects or asbestos contamination in the Group's properties which may require additional capital expenditure, special repair or maintenance expenses). Such undisclosed and undetected defects or deficiencies may require significant capital expenditure or trigger obligations to third parties and involve significant and unpredictable patterns and levels of expenditure which may have a material adverse effect on the Group's business, financial condition, results of operations, performance and prospects.

The experts' due diligence reports that the Group relies upon as part of its due diligence process may be subject to inaccuracies and deficiencies. This may be because certain building defects and deficiencies are difficult or impossible to ascertain due to limitations inherent in the scope of the inspections, the technologies or techniques used and other factors. Any inadequacies in the due diligence investigations may result in an adverse impact on the Group's business, financial condition, performance and prospects.

**The amount of cash flow available to the Group could be adversely affected if property and other operating expenses increase without a corresponding increase in revenue.**

Factors which could increase property expenses and other operating expenses include any (i) increase in the amount of maintenance and sinking fund contributions payable to the management corporations of the properties, (ii) increase in agent commission expenses for procuring new customers, (iii) increase in property tax assessments and other statutory charges, (iv) change in statutory laws, regulations or government policies which increase the cost of compliance with such laws, regulations or policies, (v) increase in subcontracted service costs, (vi) increase in the rate of inflation, (vii) increase in insurance premiums and (viii) increase in costs relating to adjustment of the tenant mix. Furthermore, the Group may potentially incur expenditures to restore its facilities to its original state should a customer or tenant fail to remove its equipment fully or adequately at the end of its lease term.

**The Group is subject to risks associated with its significant growth and may not be able to optimally manage its capital and asset structure to maximise shareholder value.**

The Group has significantly expanded its operations in recent years and expects to continue to look for opportunities to further develop its business whilst at the same time optimising its capital and asset structure to enhance shareholder value. The Group and GLP, the Group's parent and controlling shareholder, regularly considers and evaluates new business opportunities as well as strategic options to unlock value in their existing businesses, including acquisitions, disposals, restructuring or spin-off. Such proposals are considered and evaluated from time to time in a commercial and prudent and measured manner, taking into consideration a range of internal and external factors, including the strategic priorities and objectives of GLP. There is no assurance that actions taken by GLP will not adversely impact the Group's business, credit profile and future financial performances.

To manage its growth and consolidate its position in the market, the Group must continue to improve its managerial, technical, operational and other resources and to implement an effective financial management and risk management system.

There can be no assurance that the Group will not experience issues as it continues to expand and pursues new business opportunities as well as explore strategic options to unlock and maximise value in its existing

businesses. In particular, failure of the Group to implement its growth plans in a satisfactory manner could adversely affect its ability to maintain, expand and diversify its revenue base and to maintain its profitability. There can be no assurance that such growth plans will not adversely affect the Group's existing operations, which could have a material adverse effect on the Group's business, financial condition, results of operations and future prospects.

**Disputes or conflicts with joint venture or project development partners may materially and adversely affect the Group's business.**

The Group has partnered with, or acquired interests in, joint ventures to acquire some of its investment properties. Co-operation and agreement among the Group and its joint venture partners on its existing or future projects is an important factor for the smooth operation and financial success of such projects. In fact, certain corporate actions of these joint ventures require approval of all partners. Such joint ventures may involve special risks associated with the possibility that Group's joint venture partners may (i) have economic or business interests or goals that are inconsistent with those of the Group, (ii) take action contrary to the instructions or requests of the Group or contrary to the Group's policies or objectives with respect to its investments, (iii) be unable or unwilling to fulfil their obligations under the joint venture agreements, (iv) experience financial or other difficulties or (v) have disputes with the Group as to the scope of their responsibilities and obligations.

Although the Group has not experienced any significant problems with respect to its joint venture partners to date which could not be resolved, should such problems occur in the future, they could have a material adverse effect on the success of these joint ventures and thereby material adverse effect on the Group's business, financial condition, results of operations and prospects. In addition, a disposal of the Group's interests in joint ventures is subject to certain pre-emptive rights on the part of the other joint venture partners or certain restrictions. As a result, a disposal of the Group's interests in its joint ventures may require a longer time to complete, if at all, than a disposal of a wholly-owned asset.

**The Group relies on independent service providers for the provision of essential services.**

The Group engages contractors and independent third-party service providers in connection with its business and its investment portfolio. There is no assurance that the services rendered by any contractors or independent service providers engaged by the Group will always be satisfactory or match the level of quality expected by the Group or required by the relevant contractual arrangements, or that such contractual relationships will not be breached or terminated.

Furthermore, there can be no assurance that the Group's contractors and service providers will always perform to contractual specifications, or that such providers will continue their contractual relationships with the Group under commercially reasonable terms, if at all, and the Group may be unable to source adequate replacement services in a timely or cost-efficient manner.

There is also a risk that the Group's major contractors and service providers may experience financial or other difficulties which may affect their ability to discharge their obligations, thus delaying the completion of their work in connection with the Group's ordinary business or development projects and may result in additional costs for the Group. The timely performance of these contractors and service providers may also be affected by natural and human factors such as natural disasters, calamities, pandemics such as the recent COVID-19 pandemic, outbreak of wars and strikes which are beyond the control of the Group. See "*Risk Factors— Risks Relating to the Group's Business and Operations Generally — The impacts of the outbreak of the COVID-19 pandemic may sustain.*". Moreover, such contractors and service providers depend on the services of experienced key senior management and it would be difficult to find and integrate replacement personnel in a timely manner or at all if such contractors and service providers lost their services. Any of these factors could adversely affect the business, financial condition or results of operations of the Group.

**Covenants in the Group's credit agreements limit the Group's flexibility and breaches of these covenants could adversely affect its financial condition.**

The terms of the Group's various credit and/or project finance agreements for its businesses require it to comply with a number of customary financial covenants such as restrictions on indebtedness, maintenance of loan-to-value and debt-service coverage ratios and mandatory redemption upon disposal of assets. These covenants may limit the Group's flexibility in its operations, and breaches of these covenants could result in defaults under the instruments governing the applicable indebtedness. Certain of the Group's credit agreements also contain cross-default or cross-acceleration provisions that would permit the lenders thereunder to accelerate repayments of indebtedness in the event of a default or acceleration of repayment of other material indebtedness. Any default of such covenants or inability to cure such defaults could have a material adverse impact on the Group's business, financial condition, results of operations and prospects. The Group could be required to sell one or more logistics and warehousing facilities at times or under circumstances that reduce the Group's return on those assets. In addition, if the maturing debt were secured, the lender may foreclose on the property securing that indebtedness.

**Potential investors should not place undue reliance on the financial information that is not audited or reviewed.**

The Group publishes annual, semi-annual and/or quarterly consolidated financial information to satisfy its continuing disclosure obligations relating to its bonds listed on the stock exchanges in other jurisdictions according to the applicable regulations and rules of such stock exchanges. Such financial information may not be audited or reviewed by the Group's independent auditors and should not be relied upon by investors to provide the same quality of information associated with information that has been subject to an audit or a review. Such unaudited or unreviewed consolidated interim financial information is not necessarily indicative of the results that may be expected for the full financial year or any period thereafter. Consequently, potential investors should not take such financial information as indicative of the expected financial condition or results of operations of the Company or the Group for the relevant full financial year. Potential investors should exercise caution when using such data to evaluate the Company's or the Group's financial condition and results of operations.

**Foreign currency exchange rate fluctuations may have a material adverse effect on the Group's results of operations.**

The Group operations are exposed to foreign exchange rate fluctuations. The Group's consolidated financial statements are presented in U.S. dollars and its pre-tax profit is also exposed to currency risks on revenue, expenses, borrowings and monetary balances that are denominated in currencies other than the functional currency (i.e. Renminbi) of the Group's entities in the PRC. Any significant depreciation of the Renminbi against these other currencies could have an adverse effect on the Group's business, financial condition, results of operations and prospects. Conversely, any significant appreciation of the Renminbi against these other currencies could have a positive effect on the Group's business, financial condition, results of operations and prospects. Exchange rate gains or losses will arise when the assets and liabilities in the Renminbi are translated or exchanged into U.S. dollars for financial reporting or repatriation purposes. Historically, there has been volatility of the Renminbi-US dollar exchange rate since the implementation of PBOC's further improvement mechanism for computing the Renminbi to US dollar middle price from 11 August 2015. Fluctuations in currency exchange rates could materially affect the Group's reported financial results. While the Group seeks to ensure that the net exposure risk to foreign exchange rate fluctuations in respect of its monetary assets and liabilities denominated in foreign currencies are kept to an acceptable level through the purchase and sale of foreign currencies at spot rates where necessary to address short-term imbalances, there can be no assurance that such risk will always be kept to an acceptable level. The Group recorded a foreign exchange loss of US\$186.7 million for the year ended 31 December 2022.



**The Group depends on certain key personnel and the loss of any key personnel may adversely affect its operations.**

The Group's success depends, in part, upon the continued service and performance of members of the Issuer's senior management team and certain key senior personnel. These key personnel may leave the Group in the future and compete with the Group. The Group has experienced significant growth in recent years and as a consequence would require more personnel with specific skillsets as it continues to expand its operations. However, the competition for talent and skilled personnel is intense, especially for those who have the relevant skillset and experience in the industry in which the Group operates. Although the Group has in place succession planning policies and strategies, and while it believes that the salaries offered to its employees are competitive with respect to, and are in line with, salaries offered by its competitors, the loss of any of these key employees, or the inability to attract skilled employees, could have a material adverse effect on its business, financial condition, results of operations, performance and prospects.

**The Group's insurance coverage does not include all potential losses.**

The Group currently carries property all risk insurance and business interruption insurance which covers the potential property damage and/or rental loss resulting from accidents and natural hazards. In addition, the Group's operations carry public liability insurance which covers the potential risks as the result of claims from third parties due to its legal liability arising from its business operations. The insurance coverage contains policy specifications and insured limits customarily carried for similar facilities, business activities and markets. While the Issuer believes the Group has insured its facilities in line with industry practices in the respective markets, there can be no assurance that such insurance coverage will be sufficient. For example, there are certain losses, including losses from earthquakes, acts of war, acts of terrorism, riots or labour unrest, which are not customary to insure against in full or at all because it is not deemed economically feasible or prudent to do so. If an uninsured loss or a loss in excess of insured limits were to occur with respect to one or more of its facilities, the Group could experience a significant loss of capital invested and potential revenues in these facilities, and could remain obligated under any recourse debt associated with the logistics and warehousing facility. Any uninsured losses could have a material adverse effect on the Group's business, financial condition, results of operations and prospects.

Furthermore, whilst every care is taken by the Group during its operation, accidents and other incidents may occur from time to time. Such accidents may result in serious changes to the Group's properties or may expose the Group to liability or other claims by its customers and other third parties. Although the Group believes that it has adequate insurance arrangements in place to cover such eventualities, it is possible that accidents or incidents could occur which are not covered by these arrangements. Any substantial losses arising from the occurrence of any such accidents or incidents which are not covered by insurance could adversely affect the business and results of operations of the Group.

**Any failure, inadequacy and security breach in the Group's computer systems and servers may adversely affect the Group's business.**

The Group's operations depend on its ability to process a large number of transactions on a daily basis across its network of offices, most of which are connected through computer systems and servers to its head office. The Group's financial, accounting or other data processing systems may fail to operate adequately or become disabled as a result of events that are beyond its control, including a disruption of electrical or communications services. The Group's ability to operate and remain competitive will depend in part on its ability to maintain and upgrade its information technology systems on a timely and cost-effective basis. The information available to, and received by, the Group's management through its existing systems may not be timely and sufficient to manage risks or to plan for and respond to changes in market conditions and other developments in its operations. The Group may experience difficulties in upgrading, developing and expanding its systems quickly enough to accommodate changing times.

The Group's operations also rely on the secure processing, storage and transmission of confidential and other information in its computer systems and networks. The Group's computer systems, servers and software, including software licensed from vendors and networks, may be vulnerable to unauthorised access, computer viruses or other malicious code and other events that could compromise data integrity and security and result in identity theft, including customer data, employee data and proprietary business data, for which it could potentially be liable. Any failure to effectively maintain, improve or upgrade its management information systems in a timely manner could adversely affect its competitiveness, financial position and results of operations. Moreover, if any of these systems do not operate properly, are disabled or if there are other shortcomings or failures in its internal processes or systems, it could affect the Group's operations or result in financial loss, disruption of its businesses, regulatory intervention or damage to its reputation. In addition, the Group's ability to conduct business may be adversely impacted by a disruption in the infrastructure that supports its business.

**The Group is subject to environmental laws and regulations.**

The Group's business and operations are subject to environmental laws and regulations of the PRC including energy efficiency standards. As the PRC environmental laws and regulations are continuously evolving and have historically been subject to frequent change, there is no assurance that the Group has always complied with such regulations retrospectively or will continue to be in compliance with the applicable laws and regulations. Failure to comply with or the violation of any of these environmental laws and regulations could result in the Group being subject to or liable for fines, penalties, damages, or being sued generally. Additionally, the Group may incur additional costs to ensure compliance with such laws and regulations. Any of the foregoing could have a material adverse effect on the Group's business, financial condition, results of operations and prospects.

**The Group is subject to various health and safety and environmental regulations, which could impose significant costs or liabilities on it.**

As an owner and lessor of real property, the Group is subject to various laws and regulations concerning the protection of health and safety and the environment, including, among others, laws and regulations related to soil contamination, health and hygiene, environmental pollution, chemical processing, hazardous substances and waste storage.

The particular environmental laws and regulations which apply to any given project site vary greatly according to the site's location, its environmental condition, the present and former uses of the site, as well as the presence of any adjoining properties. In the PRC, the Environment Protection Law sets forth the general principles for pollution controls, and the Law on Prevention and Control of Atmospheric Pollution, the Law on Prevention and Control of Water Pollution and the Law on Prevention and Control of Environmental Pollution by Solid Waste provide more detailed rules on preventing and controlling these major types of pollutions. In addition, the Administration Regulations on Environmental Protection for Construction Projects and other relevant regulations of the PRC specifically regulate environmental issues related to construction activities. Environmental laws and conditions often impose liability without regard to whether the owner or operator knew of, or was responsible for, the release or presence of hazardous substances and accordingly may adversely affect the Group's operations and developments, and may cause the Group to incur compliance and other costs and can prohibit or severely restrict project development activity in environmentally-sensitive regions or areas. While the Group generally conducts environmental reviews of assets that it acquires, these reviews may fail to identify all environmental problems. Based on these reviews and past experience, the Group is not aware of any environmental claims or other liabilities that would require material expenditure. However, there can be no assurance that potential environmental liabilities do not exist or will not arise in the future.

**The Group may be involved in legal, regulatory and other proceedings arising from its operations from time to time.**

The Group may be involved from time to time in disputes with various parties involved in the development and lease of its properties such as contractors, subcontractors, suppliers, construction companies, purchasers and tenants. These disputes may lead to legal or other proceedings, and may cause the Group to incur additional costs and delays in the Group's development schedule, and the diversion of resources and management's attention, regardless of the outcome. The Group is also unable to predict with certainty the cost of prosecution, the cost of defence or the ultimate outcome of litigation and other proceedings filed by or against it, including remedies and damage awards. If the Group were to fail to win these disputes, it may incur substantial losses and face significant liabilities.

The Group may be subject to regulatory action in the course of its operations, which may subject it to administrative proceedings and unfavourable decisions that could result in penalties and/or delayed construction of new logistics and warehousing facilities. In such cases, the Group's results of operations and cash flow could be materially and adversely affected.

**The Group may suffer substantial losses in the event of a natural or man-made disaster, such as an earthquake or other casualty event in the PRC.**

Natural disasters, severe weather conditions, the outbreak of epidemics, catastrophe or other events, all of which are beyond the Group's control, may adversely affect the economy and infrastructure of the PRC and/or result in severe personal injury, property damage and environmental damage, which may curtail the Group's operations and materially adversely affect its cash flows and, accordingly, adversely affect its ability to service debt. Some cities within the PRC where the Group operates are under the threat of typhoon, flood, earthquake, storm, sandstorm, snowstorm, fire, drought or epidemics such as Severe Acute Respiratory Syndrome ("SARS") and H5N1 avian flu or the human swine flu, also known as Influenza A (H1N1), and the recent COVID-19 pandemic. Past occurrences of such phenomena, for instance the outbreak of SARS in 2003 and the Sichuan province earthquake in May 2008, have caused varying degrees of harm to business and the national and local economies. See also "*Risk Factors— Risks Relating to the Group's Business and Operations Generally — The impacts of the outbreak of the COVID-19 pandemic may sustain.*".

If any of the Group's properties are damaged by severe weather or any other disaster, accident, catastrophe or other event, the Group's operations may be significantly interrupted, and its business and financial condition adversely affected. The occurrence or continuance of any of these or similar events could increase the costs associated with the Group's operations and reduce its ability to operate its businesses at their intended capacities, thereby reducing revenues and debt serviceability. The occurrence of any of the above stated events could have a material adverse effect on the Group's facilities in the PRC, the businesses of the Group's customers in the PRC, the PRC economy in general and the global supply chain. This in turn, could have a material adverse effect on the Group's business, financial condition and results of operations and prospects.

**Terrorist attacks, other acts of violence or war and adverse political developments may affect the business, results of operations and financial condition of the Group.**

Terrorist activities in the region have contributed to the substantial and continuing economic volatility and social unrest in Asia. Any developments stemming from these events or other similar events could cause further volatility. Any significant military or other response by the U.S. and/or its allies or any further terrorist activities could also materially and adversely affect international financial markets and the PRC economy and may adversely affect the operations, revenues and profitability of the Group. The consequences of any of these terrorist attacks or armed conflicts are unpredictable, and the Group may not be able to foresee events that could have a material adverse effect on its business, financial condition, results of operations, performance and prospects.

## **RISKS RELATING TO THE GROUP'S LOGISTICS AND WAREHOUSING BUSINESS AND INDUSTRY**

### **The Group is subject to the risks of the logistics and warehousing facilities business.**

- local market conditions, such as oversupply of logistics or warehousing facility space, reduction in demand for logistics or warehousing facility space and the rents that the Group can charge for a completed logistics or warehousing facility, which may make a logistics or warehousing facility unprofitable;
- significant liabilities associated with logistics or warehousing facility assets, such as mortgage payments, and real estate taxes, are generally fixed and need to be paid even when market conditions reduce income from the assets;
- the attractiveness of the Group's facilities to potential customers and investors;
- the Group's ability to maintain, refurbish and redevelop existing facilities;
- competition from other available logistics and warehousing facilities and new entrants into the logistics market;
- the Group's ability to maintain, and obtain insurance for, its facilities;
- the Group's ability to control rents and variable operating costs;
- changes in labour laws;
- governmental regulations, including changes in zoning and usage, condemnation, redevelopment and tax laws and changes in these laws;
- difficulty in acquiring land to build logistics and warehousing facilities;
- difficulty in finding a buyer for any real estate that the Group seeks to sell or in achieving the sales price which may not allow the Group to recover its investment, resulting in additional impairment charges;
- construction costs (including labour costs) of a logistics or warehousing facility may exceed original estimates, or construction may not be concluded on schedule, due to factors such as contract default, the effects of local weather conditions, the possibility of local or national strikes by construction-related labour and the possibility of shortages or an increase in the cost of materials, building supplies or energy and fuel for equipment as a result of rising commodity prices, inflation or otherwise, making the logistics or warehousing facility less profitable than originally estimated or not profitable at all;
- the Group's financing costs and ability to refinance on reasonable terms are dependent on numerous factors which are beyond the Group's control such as general economic and capital markets conditions, changes in monetary policies with respect to bank interest rates and lending policies as well as credit availability from banks or other lenders;
- delays in obtaining governmental permits and authorisations, and changes to and liability under all applicable zoning, building, occupancy and other laws;
- changes in or abandonment of development opportunities, and the requirement to recognise an impairment charge for those investments; and
- a slowdown in global economic growth, including as a result of the ongoing COVID-19 pandemic.

Any of these factors could have a material adverse effect on the Group's business, financial condition, results of operations and prospects.

**The Group faces increasing competition with other logistics and warehousing businesses in the PRC which could have an adverse impact on the Group's business.**

The PRC market for properties in the logistics and warehousing sectors is competitive and new competition in the form of other property groups, commercial organisations or new facilities may emerge both generally and in the industry. In recent years, the logistics and warehousing facility market has been evolving rapidly. In addition to the expansions by the existing international and domestic logistics and warehousing facility providers of their operations and businesses in China, a number of new entrants from other industries have entered or plan to enter the logistics and warehousing facility market which in turn may severely challenge the Group's current market-leading position. The Group expects many of these providers have sufficient financial, managerial, marketing and other resources to be competitive, and may have more experience in logistics and warehousing facility and land development.

Competition between logistics and warehousing facility providers in the PRC is intense, and the Group may face significant competition for attractive investment opportunities from local and regional providers who may have better local knowledge and relationships as well as greater access to funding to acquire properties than the Group does, which may result in, among other things:

- an increased supply of business or industrial premises from time to time through overdevelopment, which could lead to downward pressure on rental rates;
- volatile supply of tenants and occupants, which may affect the Group's ability to maintain high occupancy levels and rental rates; and
- inflation of prices for existing properties or land for development through competing bids by potential purchasers and developers, which could lead to the inability to acquire properties or development land at satisfactory cost.

Any such developments could have a material adverse effect on the Group's business, financial condition, results of operations and prospects. If the Group cannot respond to changes in market conditions more swiftly or effectively than its competitors do, it could have a material adverse effect on its business, financial condition, results of operations and prospects.

Moreover, the performance of the Group's investment portfolio depends in part on the volumes of trade flowing through the PRC that drives the demand for logistics and warehousing space, and factors such as more favourable regulatory taxation and tariff regimes, cheaper terminal costs and the cost-competitiveness of competing ports compared to the PRC that might divert trade to such alternative ports.

In addition, if the Group's competitors sell assets similar to those that the Group intends to divest in the same markets and/or at lower prices, the Group may not be able to divest its assets on expected terms or at all. Furthermore, competitors selling similar assets at lower prices than comparable assets held by the Group will have an adverse impact on the Group's property valuations. Likewise, the existence of such competition for lettable properties may have a material adverse impact on the Group's ability to secure customers for its properties at satisfactory rental rates and on a timely basis.

The Group measures its investment properties initially at cost. Subsequent to initial recognition, the Group is required to reassess the fair value of its investment properties at every reporting date for which it issues financial statements. The valuations will be based on market prices or alternative valuation methods, such as discounted cash flow analysis based on estimated future cash flows. In accordance with HKFRS, the Group recognises changes to the fair value of its investment properties as a gain or loss (as applicable) in its consolidated statement

of profit or loss in the period in which they arise. The profits attributable to equity holders of the Group may include gains and losses that arise from revaluation of the Group's investment properties. The amount of revaluation adjustments has been, and may continue to be, significantly affected by the prevailing property market conditions and may be subject to market fluctuations. There is no assurance that the fair value of its investment properties will not decrease in the future. Any such decrease in the fair value of the Group's investment properties will reduce the Group's profits, which in turn may have a material adverse effect on its business, financial condition, results of operations, performance and prospects.

**The Group operates in a capital-intensive industry and may not have adequate funding resources to finance land acquisitions or logistics and warehousing facilities, or to service or refinance its existing financing obligations.**

The logistics and warehousing facility business is capital intensive and the Group may in the future require additional financing to fund its capital expenditure, to support the future growth of its business, particularly if significant expansion is undertaken, and/or to refinance existing debt obligations. The Group intends to obtain financing primarily through a combination of strategic recycling of its capital, bank borrowings (which include variable rate borrowings), access to the capital markets, investment funds, other borrowing and equity. The Group's ability to arrange adequate external financing and the cost of such financing is dependent on numerous factors, including general economic and capital market conditions, interest rates, credit availability from banks or other lenders, investor confidence in the Group, the success of the Group's business, provisions of relevant tax and securities laws and political and economic conditions in the PRC. There can be no assurance that additional financing, either on a short-term or a long-term basis or that the Group will be able to refinance any maturing indebtedness, that any refinancing would be on terms as favourable as the terms of the maturing indebtedness, or that the Group will be able to otherwise raising equity to repay maturing indebtedness.

The inability to refinance its indebtedness at maturity or meet its payment obligations could adversely affect the cash flows and the financial condition of the Group. In such circumstances, the Group may require equity financing, which would be dependent on the appetite and financial capacity of its shareholders. In addition, equity financing may result in a different taxation treatment to debt financing, which may result in an adverse impact on the business, financial condition and results of operation of the Group.

**The Group is exposed to a range of risks relating to the development and of its logistics and warehousing facilities.**

As at 31 December 2022, the area of logistics and warehousing facilities under construction/reconstruction and development of the Group was approximately 5.9 million square metres. It takes such projects one to one and a half years on average (calculated from the day of physical commencement) to complete constructions and another few years thereafter to commence operations and generate steady rental income. The Group's ability to develop and construct or expand a logistics and warehousing facility, as well as the time and costs required to complete its development and construction or expansion, may be adversely affected by various factors, including, but not limited to:

- delays or inability to obtain all necessary zoning, land use, building, development and other required governmental and regulatory licences, permits, approvals and authorisations;
- construction risks, which include delays in construction and cost overruns (for example, due to variation from original design plans, a shortage or increase in the cost of construction and building materials, equipment or labour as a result of rising commodity prices, inflation or otherwise), inclement weather conditions, unforeseen engineering, environmental or geological problems, defective materials or building methods, default by contractors and other third-party service and goods providers of their obligations, or financial difficulties faced by such persons, disputes between counterparties to a construction or construction-related contract, work stoppages, strikes or accidents;

- any land which the PRC government delivers to the Group failing to meet all its development or operational requirements, such as the lack of necessary infrastructure leading to the site, the lack of water and power supply, and unsuitable soil level and height of the land for construction. If the land delivered to the Group is not ready for construction or later suffers subsidence or similar damages, the Group would need to prepare its land for use before it commences construction. The costs involved in the preparation of the land may exceed the Group's budget;
- the failure to resolve land resettlement issues;
- the need to incur significant pre-operating costs, which the Group may not recover for some time, or a failure to budget adequately for these pre-operating costs;
- the need to expend significant capital long before the Group's logistics and warehousing facilities begin to generate revenue;
- limited cash available to fund construction and capital improvements and the related possibility that financing for these capital improvements may not be available on commercially acceptable terms or at all;
- insufficient market demand from customers after construction or expansion has begun, whether resulting from a downturn in the economy, a change in the surrounding environment of the project, including the location or operation of transportation hubs or the population density, or otherwise; and
- the occurrence of any force majeure event, such as natural disaster, accidents or other unforeseeable difficulties.

There can be no assurance that the Group will complete any or all of its current or future logistics and warehousing facilities within the anticipated time frame or budget, if at all, as a result of one or more of these risks. As the Group's business model premises on the provisions of such logistics and warehousing facilities to third-party logistics service providers, retailers and manufacturers for the generation of income in the form of rentals and management fees, an inability to complete a logistics and warehousing facility within the anticipated time frame and budget would render the Group exposed to the risk arising from the uncertainty in the income to be generated from such projects which in turn could have a material adverse effect on the Group's business, financial condition, results of operations and prospects.

**The Group's long-term growth will partially depend upon future acquisitions of logistics and warehousing facilities and land upon which to build new logistics and warehousing facilities, and the Group may be unable to consummate acquisitions at commercially attractive terms or at all, or any such acquisitions may not perform as well as it anticipates.**

From time to time the Group has acquired, and intends to continue acquiring, existing logistics and warehousing facilities or land to build new logistics and warehousing facilities. For the year ended 31 December 2020, the year ended 31 December 2021 and the year ended 31 December 2022, the logistics and warehousing facilities acquired by the Group through acquisition accounted for approximately 15.6 per cent., 19.0 per cent. and 20.0 per cent. respectively of the Group's total logistics and warehousing facilities in operation, and accordingly form a substantial part of the Group's assets.

Prior to any acquisition, the Group identifies expected synergies, cost savings and growth opportunities but, due to legal, regulatory and business limitations, the Group may not have access to all necessary information and, as a result, will face the operational and financial risks inherent in such acquisitions. The Group makes its developmental and other decisions based on economic, demographic and other data from various sources in addition to published sources. There can be no assurance that these sources are always complete or reliable. The acquisition of these assets entails various risks, including the risk that (i) land and properties suitable for

development and investment may not be available, (ii) the Group may be unable to complete acquisitions or develop facilities on the terms it originally anticipated, (iii) the Group's investments may not perform as well as it has expected and (iv) the Group's estimate of the cost required to upgrade an acquired logistics and warehousing facility to its standards or to develop a new logistics and warehousing facility may prove inaccurate.

**The Group may be adversely affected if a significant number of its customers is unable to meet their, or its, lease obligations.**

The Group's performance depends on its ability to renew leases as they expire, to re-let properties subject to non-renewed leases and to lease newly developed properties on economically favourable terms. If a significant number of the Group's customers are unable to meet their lease obligations and the expiring or terminated leases are unable to be either promptly renewed or the Group is not able to promptly re-let the space covered by such leases, or the terms of re-leasing (including the cost of required renovations or concessions to customers) may be commercially less favourable to the Group than previous lease terms, the Group's results of operations and cash flows would be adversely affected.

The Group's customers are exposed to their own business and other risks, and if one or more customers were to experience downturns in their businesses, the Group could lose the customer, or the customer may fail to make rental payments when due and/or require a restructuring of rental payments that might reduce its cash flow from the lease. If a customer in such a logistics and warehousing facility were not to renew its lease or were to default, the cash flow of the relevant logistics and warehousing facility would decline significantly. It is not possible to predict when the Group would be able to re-let the logistics and warehousing facility, the creditworthiness of the replacement customer or customers, or the rent it could charge the replacement customer. As some of the Group's customers may be related to each other, the risk of such loss is concentrated and could affect the Group's other properties if it should occur. In addition, a customer may seek the protection of bankruptcy, insolvency or similar laws, which could result in the rejection and termination of such customer's lease and thereby reduce the Group's available cash flow. The occurrence of any of these events could have a material adverse effect on the Group's business, financial condition, results of operations and prospects. In addition, as the Group leases a significant portion of the leasable area under its facilities in the PRC to its key customers, its exposure is increased and while the Group would try to replace any key customers it were to lose with other customers, there can be no assurance that the Group would succeed. If any of the Group's largest customers were to stop leasing from it and the Group were unable to replace the revenue it generates from them, it would have a material adverse effect on the Group's business, financial condition, results of operations and prospects.

Changes to local, regional and global economic conditions may cause companies to downsize and even close their operations in the PRC and the demand and rental rates for industrial property and business space may greatly reduce. In the event of a default by a significant number of the Group's customers or a default by any of its major customers on all or a significant portion of their leases, the Group would suffer decreased rents and incur substantial costs in enforcing its rights as a landlord, which could adversely affect its results of operations and cash flows.

**The Group may be exposed to operational and other external risk that could negatively impact its business and results of operations.**

The existing logistics and warehousing network of the Group encompasses 70 cities within the PRC and covers a vast area, which in turn has exposed the Group to increasing demands on the overall management, technology upgrade, management systems, fund allocation and cost control of the Group. As the Group continues to expand its business and operations within the PRC, any oversight in management, control and even the failure of project



development processes to meet the business expansion may adversely affect the coordinated development of various business lines and subject the Issuer to certain operational risks.

The Group also faces a risk of loss resulting from, among other factors, inadequate or flawed processes or systems, theft and fraud. Operational risk of this kind can occur in many forms including, among others, errors, business interruptions, inappropriate behaviour of, or misconduct by, employees of the Group or those contracted to perform services for the Group, and third parties that do not perform in accordance with their contractual agreements. These events could result in financial losses or other damage to the Group. Furthermore, the Group relies on internal and external information technology systems to manage its operations and is exposed to risk of loss resulting from breaches in the security, or other failures, of these systems.

## **RISKS RELATING TO THE GROUP'S DATA CENTRES, RENEWABLE ENERGY AND FUND INVESTMENTS BUSINESS**

### **The Group may experience difficulties when expanding into new business sectors and managing its new business portfolios.**

The Group may from time to time expand its business to new industries or markets in which it has limited operating experience. Such expansion may require the Group to devote substantial resources to become familiar with, and monitor changes in, different operating environments so it may succeed in such new business segments.

The Group has expanded its business into data centres operation and renewable energy infrastructures in the past few years. The expansion into new business sectors has presented, and will continue to present, significant challenges for the Group's operational, management and administrative systems and its ability to maintain effective systems of internal controls. The Group will have to continue training new personnel and expand and improve its operational, management, administrative and financial controls and auditing systems relating to its new business. There can be no assurance that the Group will be able to manage its new business portfolios efficiently and effectively. If the Group fails to develop and maintain its operational, management, administrative and internal control systems, as well as other resources for its new business, such new business of the Group may fail and the Group's business, financial condition, results of operations and prospects could be materially and adversely affected.

The Group's ability to successfully grow its new business and implement its expansion strategies depend on a variety of factors, including its ability to identify attractive projects, obtain required approvals from relevant regulatory authorities, obtain sufficient capital on acceptable terms in a timely manner and maintain working relationships with various governmental authorities and agencies, some of which may be out of the Group's control. There is no assurance that the Group will be able to successfully grow its new business, implement its expansion strategies and manage or integrate such new business operations with the Group's existing operations. Failure by the Group to grow its new businesses, implement its expansion strategies and manage or integrate the Group's new businesses with its existing business portfolio could have a material adverse effect on its business, financial condition, results of operations and prospects.

### **Data centres operation and renewable energy infrastructures businesses are capital-intensive in nature and the Group may not have adequate funding resources for its new businesses.**

Data centres operation and renewable energy infrastructures businesses are capital intensive. The Group may in the future require additional financing to fund its capital expenditure, to support the future growth of its new business, particularly if significant expansion is undertaken. The Group's ability to arrange adequate external financing and the cost of such financing is dependent on numerous factors, including general economic and capital market conditions, interest rates, credit availability from banks or other lenders, investor confidence in the Group, the success of the Group in its new businesses, provisions of relevant tax and securities laws and

political and economic conditions in the PRC. The Group may not be able to raise additional capital required or if raised, on favourable terms, to fund its new business's operations and growth, which could have a material adverse effect on its business, results of operations and prospects.

**The Group may overestimate the demand of data centres in the markets.**

The Group may not have sufficient client demand in the markets where its data centres are located. The Group may overestimate the demand for its services and as a result may increase its data centre capacity and expand its network more aggressively than needed, resulting in a negative impact on the Group's results of operations.

Further, the Group may expand into new geographic areas where it is not familiar with the market conditions, it may not be able to effectively attract clients in such new markets to generate sufficient revenues and offset the costs incurred by the expansion. This could negatively impact the Group's financial performance and prospects. In the event the Group fails to manage the growth of its operations effectively, its businesses and results of operations may be materially and adversely affected.

**Limited availability of power and power outages may adversely affect the Group's results of operation.**

The operation of data centres involves high power consumption to support powering and cooling the clients' servers and network equipment and to operate critical data centre plants and equipment infrastructures. The Group subjects to risks associated with obtaining access to sufficient amount of power from local utilities and constraints on the amount of electricity that a particular locality's power grid is capable of providing at any given time and the Group may incur additional cost to secure sufficient power supply.

In addition, the amount of power required by the clients may increase as they adopt new technologies or grow their business. Although the Group aims to improve energy efficiency of its data centre facilities, such facilities may not be able to provide sufficient power to meet the growing needs of the clients. In addition, the Group may not be able to maintain competitive power usage effective for its data centres in service. The Group may lose clients, or the clients may reduce the services purchased from it due to limited availability of power resources, or the Group may incur costs for data centre capacity which it cannot utilise, which any of the foregoing would reduce the Group's revenues and could have a material and adverse effect on its cost of revenues and results of operations.

In addition, the Group attempts to limit exposure to system downtime due to power outages from the electric grid by using backup generators and battery power. However, these protections may not limit its exposure to power shortages or outages entirely. Any system downtime resulting from insufficient power resources or power outages could damage the Group's reputation and lead to it losing its current and potential clients, which could materially affect the Group's business, financial condition, results of operations and prospects.

**The data centre facilities that the Group operates are subject to failure.**

The data centre facilities that the Group operates are subject to failure. Any significant or prolonged failure in any data centre facility, including a breakdown in critical plant, equipment or services, such as the cooling equipment, generators, backup batteries, routers, switches, or other equipment, power supplies, or network connectivity, whether or not within the Group's control, could result in service interruptions and clients' data losses as well as equipment damage, which could significantly disrupt the normal business operations of the clients and harm the Group's reputation and reduce its revenues.

The destruction or severe impairment of any data centre facility could result in significant downtime of the Group's services and catastrophic loss of client data. Since the Group's ability to attract and retain clients depends on its ability to provide highly reliable services, even minor interruption in the service could affect the Group's reputation and may subject the Group to financial penalties.

The services that the Group provides are subject to failures resulting from numerous factors, including, but not limited to, human error or accident, natural disasters, and security breaches, whether accidental or wilful. The Group may in the future experience interruption in service, power outages and other technical failures or be otherwise unable to satisfy the requirements of the agreements the Group have with clients for reasons outside of its control. As the Group's services are critical to many of its clients' business operations, any significant or prolonged disruption in the Group's services could result in lost in profits or other indirect or consequential damages to the clients and subject the Group to lawsuits brought by the clients. Furthermore, these interruption in service, regardless of whether they result in breaches of the agreements the Group has with its clients, it may still negatively affect the Group's relationships with its clients and lead to clients terminating their agreements with the Group or seeking damages from the Group or other compensatory actions.

The Group has taken and continue to take steps to improve the Group's infrastructure to prevent service interruption and to satisfy the requirements of the agreements with clients, including upgrading its electrical and mechanical infrastructure and sourcing, designing the best facilities possible and implementing rigorous operational procedures to manage risk. Service interruption continues to be a significant risk to the Group and could affect the Group's reputation, affect the Group's relationships with its clients and would have a material adverse effect on its business, financial condition, results of operations and prospects.

**If the Group is unable to adapt to new technologies or industry standards in a timely and cost-effective manner, the Group's business, financial performance and prospects could be materially and adversely affected.**

The data centre markets as well as certain of the industries in which the Group's clients operate, are characterised by rapidly changing technologies and evolving industry standards. As a result, the infrastructure at the Group's data centres may become obsolete or unmarketable due to demand for new processes and technologies, including, new processes to deliver power to, or eliminate heat from, computer systems and new technology that permits higher levels of critical load and heat removal that the Group's data centres are currently designed to provide. In addition, the systems that connect the Group's data centres to the Internet and other external networks may become outdated, including with respect to latency, reliability and diversity of connectivity. The clients may expect and demand the Group to provide new processes or technologies, and the Group may not be able to upgrade its data centres on a cost-effective basis, or at all, due to, among other things, increased expenses to the Group that cannot be passed on to clients or insufficient revenues to fund the necessary capital expenditures.

To be successful, the Group must adapt to the rapidly changing market by continually improving performance, features and reliability of its services and modifying its business strategies accordingly, which could cause the Group to incur substantial costs. The Group may not be able to adapt to changing technologies in a timely and cost-effective manner, if at all, which would adversely impact its ability to sustain and grow its business. Failure to provide services to compete with new technologies or the obsolescence of the Group's services could lead the Group to losing its current and potential clients, which could materially and adversely affect the Group's business, financial performance and prospects.

In addition, new technologies or industry standards have the potential to replace or provide lower cost alternatives to the Group's services. The Group cannot guarantee that it will be able to identify the emergence of all the new service alternatives successfully, modify its services accordingly, or develop and bring new services to market in a timely and cost-effective manner to address these changes. If and when the Group does identify the emergence of new service alternatives and introduce new services to market, those new services may need to be made available at lower profit margins than the Group's then-current services. The Group's introduction of new alternative services that have lower price points than its current offerings may also result in its existing clients switching to the lower cost products, which could reduce its revenues and have a material adverse effect on its results of operation.

**Security breaches or alleged security breaches of the Group’s data centres could disrupt its operations and have a material adverse effect on its business, financial condition and results of operation.**

Security breaches of the Group’s data centre facilities could result in the misappropriation of the Group’s or its clients’ proprietary information, and may cause interruption or malfunction in the Group’s operations or the operations of its clients. Although the Group commits to implement effective security measures to safeguard its data centres, security breaches may still be relevant. Security breaches’ technique change frequently and is not often recognised until launched against a target. There may not be effective security measures in place to safeguard the Group’s data centre facilities. Any security breaches could expose the Group to increased risk of lawsuits, regulatory penalties, loss of existing or potential clients, harm to the Group’s reputation and increases in the Group’s security costs, which could have a material adverse effect on the Group’s business, financial condition, results of operation and prospects. In addition, any allegation of security breaches or systems failure could potentially affect the Group’s reputation and similarly has a material adverse effect on its business, reputation, financial condition, results of operations and prospects. Security risks and deficiencies may also be identified during government inspections, which could subject the Group to fines, penalties and other sanctions.

**GLP and the Group from time to time may have different business objectives and priorities.**

Although the Group plays an important role in the overall business of the GLP group, interest of the Group may not always be aligned with those of GLP and GLP’s related companies. For example, the Group previously managed several third-party pooled investment vehicles (“**Managed Funds**”). In 2022, the Company disposed seed assets of its Managed Funds and underwent fund management business restructuring. The Company transferred its fund management business to GLP Capital Partners Limited (“**GCP**”), another subsidiary of GLP as part of the Group’s restructuring exercises for its various fund management businesses. The Group now focuses on the expansion of its portfolio using fund investments vehicles and has significant investments in such pooled investments vehicles managed by related company of GLP. There can be no assurance that GLP or related company of GLP would always make decisions or take actions that would have a positive impact on the Group’s business, financial conditions, results of operations and prospects.

**PARTICULAR RISKS RELATING TO THE GROUP’S BUSINESS AND OPERATIONS IN THE PRC**

**The PRC government may require the Group to forfeit its land use rights or penalise the Group if it were to fail to comply with the terms of land grant contracts.**

Under PRC laws and regulations, if a property owner fails to develop land according to the terms of the land grant contract (including those relating to payment of fees, designated use of land and time for commencement and completion of the development of the land), or to obtain the relevant governmental approval to extend the development period, the relevant government authorities may issue a warning to, or impose a penalty on, the property owner or in the worst case scenario require the property owner to forfeit the land.

Specifically, according to the Rules on Treatment of Idle Lands (閒置土地處置辦法) effective as at 1 July 2012, where land remains undeveloped for at least one year but less than two years, the idle land fee shall be 20 per cent. of the land premium; where land remains undeveloped for two years or more, the idle land would be forfeited to the PRC government without compensation unless the delay in development was caused by government action or force majeure. In addition, a holder of land use rights cannot count the idle land fee into its production costs. Under the Rules on Treatment of Idle Lands, (閒置土地處置辦法), “idle lands” refer to state-owned construction lands (i) for which development has failed to commence for at least one year from the commencement date stipulated in the land grant contract or (ii) for which development has commenced but the developed land accounts for less than one-third of the total land obligated for development or the invested

amount accounts for less than 25 per cent. of the total investment amount, and the development has been suspended for at least one year. According to the foregoing rules, “commencement of development” means, subject to the issuance of the construction permit, the completion of the excavation of foundation for projects requiring foundation pits, or the driving of all piles for projects using pile foundations, or the completion of one-third of the foundation for other projects.

There is no assurance that the Issuer’s PRC subsidiaries and joint ventures will commence and/or complete a development within the time limits prescribed in the relevant land grant contracts due to changes of circumstances. In addition, the land held by PRC subsidiaries or joint ventures acquired by the Group might have de facto become idle before the Group’s acquisition. There can also be no assurance that the government will not impose the “idle” land fee and/or forfeit the land in respect of which the Group did not begin timely construction. If the relevant government authorities impose the “idle” land fee and/or forfeit the land, it may have an adverse effect on the Group’s business, financial condition, results of operations and prospects.

**The Group may fail to satisfy certain requirements on the development of land.**

In addition to the requirement on the time limit of development of land, the land grant contracts may also contain, or local governmental agencies may impose, certain other requirements on the developments or the results of developments. Those requirements include, among other things, amount of total investment to be made, investment density to be achieved, the tax contributions or annual turnovers by the Issuer’s relevant PRC subsidiaries and joint ventures to be achieved after the completion of developments. Failure to satisfy such requirements may result in penalties or an increase in the land grant premium which in turn could have an adverse effect on the Group’s business, financial condition, results of operations and prospects.

**The Group may not always be able to acquire land reserves that are suitable for development.**

The Group derives the majority of its revenue from the leasing of the logistics and warehousing facilities that it has developed. This revenue stream depends on the completion of, and its ability to lease, its developments. To have a steady stream of developed facilities available for lease and continuous growth in the long term, the Group needs to replenish and increase its land reserves that are suitable for development and at a commercially acceptable cost. The Group’s ability to identify and acquire suitable development sites is subject to a number of factors, some of which are beyond its control and there can be no assurance that it can identify and undertake suitable future land development projects.

The PRC government controls the supply of land in the PRC and regulates the transfer of land use rights in the secondary market. As a result, the policies of the PRC government have a direct impact on the Group’s ability to acquire the land use rights it seeks and could increase its costs of acquisition. Furthermore, most of the Group’s land use rights are for a fixed duration of time. There can be no assurance that the Group will be able to renew its land use rights on commercially acceptable terms, or at all. In recent years, the PRC central and local governments have also implemented various measures to regulate the means by which companies obtain land for development and the manner in which land may be developed. The PRC government also controls land supply through zoning, land usage regulations and other measures. All these measures further intensify the competition for land in the PRC among companies. If the Group fails to acquire sufficient land reserves suitable for development in a timely manner and at acceptable prices, its prospects and competitive position may be adversely affected and its business strategies, growth potential and performance may be materially and adversely affected.

**The Group may fail to contribute to the registered capital of its subsidiaries or joint ventures or experience material delays in contributing to the registered capital of its subsidiaries and there is**

**currently no clear applicable PRC law or regulation on governmental penalties in connection with the failure of making such capital contribution.**

As at the date of this Offering Circular, except for companies in certain industries which are subject to special requirements in respect of paid-in capital, there is no clear applicable PRC law or regulation on statutory restrictions in terms of minimum amount and time limits for capital contribution, or on governmental penalties in connection with the failure to make capital contributions pursuant to joint venture contracts and/or articles of association for companies outside the specially regulated industries. However, it is possible that local government authorities may still request some of the Issuer's PRC subsidiaries to specify time limits under their articles of associations and/or any other written documents and in the event of any such restrictions on capital contributions, this could have a material adverse effect on the Group's business, financial condition, results of operations and prospects.

**The PRC government may redesignate the usage of land that has been granted to the Group.**

The Group is subject to the Urban and Rural Planning Law of the PRC, pursuant to which relevant local governments may, from time to time, redesignate the usage of certain land for local planning and development purposes. When a government re-zones land that has been granted to the Group, it may be required to exchange its original land use right for the land use right of another parcel of land or accept a refund from the local government for the land premium that it paid for the original land use right, thereby affecting the Group's original development plans. There can be no assurance that relevant local governments will not change the zoning of certain land that the Group has already acquired, which could have a material adverse effect on the Group's business, financial condition, results of operations and prospects.

**The actual or intended usage of some land or properties may not be in full compliance with legal zoning or usage requirements.**

Part of the land held by some of the Issuer's PRC subsidiaries and joint ventures for developing the logistic and warehousing facilities are zoned for "industrial use" or other usages rather than "logistic use", and part of the properties owned by some of the Issuer's PRC subsidiaries and joint ventures, although categorised as "factory building" or "others" rather than "warehouse", are actually used by the relevant subsidiaries and joint ventures or by the tenants for logistics and warehousing purposes. Such intended development or actual use may be found by the government to be incompatible with the zoning or other legal designation. The value of land zoned or permitted for use as a warehouse or logistics and warehousing facility may in some cases be greater than land that is designated for general manufacturing, agricultural, residential or other forms of use. As such, loss of such designation may have an immediate economic impact on the value of such property. Moreover, fines or other penalties may be imposed on the relevant subsidiaries and joint ventures, including administrative actions taken by relevant government departments to prevent continued non-conforming uses.

**The Group may fail to obtain, or experience material delays in obtaining, requisite governmental approvals, licences and filings.**

To establish a logistics and warehousing facility in the PRC, the Issuer's PRC subsidiaries and joint ventures must go through various PRC governmental approval and filing processes and obtain the requisite approvals and licences for its investment in such logistics and warehousing facility and related business operations. To construct a logistics and warehousing facility, the relevant PRC subsidiaries and joint ventures must obtain permits, licences, certificates and other approvals from the relevant administrative authorities at various stages of land acquisition and construction, including land use rights certificates, construction land planning permits, construction works planning permits, construction works commencement permits and filing forms of completion inspection etc.. Each approval is dependent on the satisfaction of a set of conditions.

The Group did not obtain the relevant required approvals and permits during the construction of certain of its projects in the past and there can be no assurance that the Group will not encounter significant problems in

satisfying the conditions to the approvals necessary for the development of its logistics and warehousing facilities, or that the Group will be able to adapt itself to new laws, regulations or policies, or the particular processes related to the granting of the approvals. There may also be delays on the part of the administrative bodies in reviewing the Group's applications and granting approvals. If the Group were to fail to obtain, or experience material delays in obtaining, the requisite governmental approvals, licences and filings, the Group's investment in its subsidiaries and joint ventures and the schedule of development and commencement of the Group's leasing and other business operations could be substantially disrupted, resulting in a material adverse effect on the Group's business, financial condition and results of operations.

**The Group may not obtain all the building ownership certificates or real estate ownership certificates, as the case may be, for certain of its facilities in time prior to the leasing out of such facilities.**

The Group is required to obtain building ownership certificates or real estate ownership certificates, as the case may be, for its facilities. In the ordinary course of its business, the Group may from time to time execute a pre-lease agreement with its clients in respect of certain of its facilities in advance prior to obtaining the relevant building ownership certificates of such facilities. The Group did not manage to obtain the building ownership certificate for some of its projects in the past and there can be no assurance that the Group will always be able to obtain the building ownership certificate or the real estate ownership certificate, as the case may be, prior to the commencement date of the lease as specified in those pre-lease agreements. Leasing, operating or otherwise disposing of the facilities without building ownership certificates may be impeded or cause inconvenience to protect or realize the commercial value of relevant properties which could in turn have an adverse effect on the Group's business, financial condition, results of operations and prospects.

**The Group may face penalties for the non-registration of its lease agreements with customers in the PRC.**

Non-registration does not affect the Group's rights or entitlements to lease out the facilities to customers, or the legality and effectiveness of the lease agreements between the parties to the agreements. However, pursuant to the requirements of the PRC Administrative Measures of Commodity Property Leases and relevant local rules, the Group may be subject to penalties for the non-registration of lease agreements imposed by the local authorities and/or requests by the local authorities to complete the registration formalities. The Group intends to register lease agreements to the extent practicable. Nevertheless, there can be no assurance that the Group would not be subject to such penalties and/or requests for undertaking the registration formalities in the future, any of which could increase its costs.

**The Issuer is a holding company and its subsidiaries and jointly controlled entities are subject to restrictions on the payment of dividends.**

The Issuer is a holding company with no substantive business operations of its own and accordingly is dependent on the receipt of dividends from its subsidiaries and jointly controlled entities to satisfy its obligations, including its obligations under the Notes. As at 31 December 2022, the Issuer had 1,018 subsidiaries and 625 jointly controlled entities/associates and, in the event that the business of operations of such subsidiaries and jointly controlled entities/associates fail to perform to their expected levels, this could have a material adverse impact on the Group's business, results of operations and financial condition.

The ability of the Issuer's subsidiaries and jointly controlled entities to pay dividends to their shareholders is however subject to, among other things, applicable laws and restrictions contained in the debt instruments and loan agreements of such companies. The Issuer's subsidiaries and jointly controlled entities that are foreign invested enterprises in the PRC are subject to PRC laws and regulations governing distribution of dividends and may pay dividends only from accumulated after-tax profits, if any, determined in accordance with PRC accounting standards and regulations.

The Issuer's subsidiaries and jointly controlled entities may also be restricted from paying dividends under the terms of loan agreements to which any of them is a party. Some of the Issuer's subsidiaries and jointly controlled entities in the PRC are required by banks not to pay dividends unless all principal and interest then due have been fully paid off. There can be no assurance that profits of the Issuer's subsidiaries and jointly controlled entities will be distributable. In addition, any delays in or a refusal to grant any such approval, a revocation or variation of consents previously granted, or the imposition of additional taxes or new restrictions may adversely affect the Group's business, results of operations and financial condition.

**The logistics and warehousing facility industry in the PRC is susceptible to the industrial policies, macroeconomic policies and austerity measures of the PRC government.**

The PRC government has exercised and continues to exercise significant influence over the PRC's economy. From time to time, the PRC government adjusts its monetary and economic policies to prevent and curtail the overheating of the national and provincial economies, which may affect the markets in which the Group operates. Any action by the PRC government concerning the economy or the logistics and warehousing facility industry in particular could have a material adverse effect on the business, financial condition and results of operations of the Group. The PRC economy may also be more susceptible to slowdowns or downturns as a result of uncertainties related to the recent trade war between the United States and the PRC. If bilateral trade between the two largest economies in the world shrinks as a result of newly introduced tariffs, the Group's business may be adversely impacted. Should trade tensions persist over a long period of time, the logistics and warehousing facility industry in the PRC may even suffer severe loss of income and encounter operational difficulties, thereby negatively impacting the Group's business, financial condition and results of operations.

The People's Bank of China (the "PBOC") has adjusted the deposit reserve ratio for commercial banks several times commencing from 1 January 2008. The deposit reserve refers to the amount of funds that banks must hold in reserve against deposits made by their customers. The increase of the deposit reserve ratio may negatively impact the amount of funds available to be lent to business, including the Group, by commercial banks in the PRC. The central and local authorities in the PRC may continuously adjust interest rates and other economic policies or impose other regulations or restrictions which may adversely affect the business, financial condition and results of operations of the Group.

The Group is also subject to the industrial policies implemented by the PRC government. In August 2011, the State Council issued the *Opinions of the General Office of the State Council on the Policies and Measures for Promoting the Healthy Development of the Logistics Industry (Guo Ban Fa [2011] No. 38)* aimed at promoting the development of the logistics industry through a series of measures, including the tax reduction for logistics enterprises and greater support in land-related policies for the logistics industry. In September 2014, the State Council further published the *Medium- and Long-term Development Plan for the Logistics Industry (2014-2020)* which emphasised that the logistics industry as a whole is fundamental and of strategic importance for the development of the PRC economy and provided guidelines for the warehousing industry to speed up the construction of modern stereoscopic warehouses, logistics distribution centres for resources products and warehousing facilities for vital commodities, as well as to improve the planning of modern distribution centres around large and medium-sized cities and manufacturing bases. In December 2022, the State Council issued the *14<sup>th</sup> Five-Year Plan for the Development of a Modern Logistics Sector Through 2021 to 2025 (Guo Ban Fa [2022] No.17)* which highlights the need to promote the digital transformation of the logistics sector, enhances the competitiveness of businesses and improves the quality and efficiency of logistics services. While the intensive launch of new policies to promote the logistics and warehousing industry may provide opportunities for the Group, this could also entail new challenges to for the business and operations of the Group. In addition, there is no assurance that the industrial policies of the PRC may not be further adjusted in the future and in turn adversely affect the Group's business, results of operations and financial condition.



## **OTHER RISKS RELATING TO THE PRC GENERALLY**

**The Issuer may be deemed to be a PRC resident enterprise under the PRC Enterprise Income Tax Law and be subject to PRC taxation on the Issuer's worldwide income, which may significantly increase the Issuer's income tax expenses and materially decrease the Issuer's profitability or otherwise adversely affect the value of your investment.**

The Issuer is currently not treated as a PRC resident enterprise by the relevant tax authorities. There is no assurance that the Issuer will not be considered a "resident enterprise" under the PRC Enterprise Income Tax Law and not be subject to the enterprise income tax rate of 25 per cent. on its global income in the future as a result of (a) any change in, or amendment to, the relevant PRC tax laws (including any regulations and rules promulgated thereunder), or (b) any change in, or amendment to, or amendment of any official interpretation or official application of such laws, regulations or rules. In the event that the Issuer is determined to be a PRC resident enterprise, the Issuer will consequently be subject to a 25 per cent. enterprise income tax rate on its global taxable income. In addition, the Issuer may be subject to PRC enterprise income tax reporting obligations. Further, the Issuer will be obligated to withhold PRC income taxes of up to 7 per cent. on interest payments for the Notes paid to holders that are Hong Kong resident enterprises and classified as beneficial owners under the Arrangement between the Mainland of China and the Hong Kong Special Administrative Region for the Avoidance of Double Taxation and the Prevention of Fiscal Evasion in respect of Taxes on Income (the "**Tax Arrangement**"), as well as certain other conditions and requirements under relevant PRC laws and the Tax Arrangement. For holders that are non-resident enterprises which are not eligible for a preferential withholding tax rate under the Tax Arrangement between China and Hong Kong, the Issuer will be obligated to withhold PRC income tax of up to 10 per cent. on interest payments for the Notes if the Issuer is treated as a PRC resident enterprise. In addition, non-resident individual holders may be subject to PRC tax at a rate of 20 per cent. if the Issuer is treated as a PRC resident enterprise. Failure to withhold this income tax if required to do so could cause the Issuer to be subject to fines and other penalties. Similarly, any gain realised by such non-resident enterprise from the transfer of the Notes would be regarded as PRC source income and accordingly would be subject to a 10 per cent. tax (or 20 per cent. in the case of non-resident individual holders). These rates may be reduced by an applicable tax treaty.

If the Issuer is treated as a PRC resident enterprise by the relevant tax authorities, the Issuer may exercise its right to redeem the Notes (in whole but not in part and at any time) under the Terms and Conditions of the Notes.

### **Gains on the transfer of the Notes may become subject to income taxes under PRC tax laws.**

Under the PRC Enterprise Income Tax Law, the PRC Individual Income Tax Law and the relevant implementing rules, as amended from time to time, any gain realised on the transfer of Notes by non-PRC resident enterprise or individual Noteholders may be subject to PRC enterprise income tax ("**EIT**") or PRC individual income tax ("**IIT**") if such gain is regarded as income derived from sources within the PRC. The PRC Enterprise Income Tax Law levies EIT at the rate of 20 per cent. of the gains derived by such non-PRC resident enterprise or individual Noteholder from the transfer of Notes but its implementation rules have reduced the enterprise income tax rate to 10 per cent. The PRC Individual Income Tax Law levies IIT at a rate of 20 per cent. of the gains derived by such non-PRC resident or individual Noteholder from the transfer of Notes.

However, uncertainty remains as to whether the gain realised from the transfer of Notes by non-PRC resident enterprise or individual Noteholders would be treated as income derived from sources within the PRC and become subject to the EIT or IIT. This will depend on how the PRC tax authorities interpret, apply or enforce the PRC Enterprise Income Tax Law, the PRC Individual Income Tax Law and the relevant implementing rules.

Therefore, if non-PRC enterprise or individual resident Noteholders are required to pay PRC income tax on gains derived from the transfer of Notes, unless there is an applicable tax treaty between PRC and the jurisdiction in which such non-PRC enterprise or individual resident holders of Notes reside that reduces or exempts the relevant EIT or IIT, the value of their investment in Notes may be materially and adversely affected.

**Interpretation and implementation of PRC laws and regulations may involve uncertainties.**

PRC laws and regulations govern the Group's operations in the PRC. Many of the Issuer's operating subsidiaries are organised under PRC laws. The PRC's legal system is based on written statutes. While a few published prior court decisions may be cited for reference, they have limited precedential value. Since 1979, the PRC has promulgated laws and regulations dealing with economic matters, such as corporate organisation and governance, issuance and trading of securities, shareholder rights, foreign investment, commerce, taxation and trade. However, many of these laws and regulations, in particular with respect to the financial industry, are relatively new and evolving and may be inconsistently implemented, interpreted or enforced. In addition, because of the relatively limited volume of published court decisions and their non-binding nature, there are significant uncertainties relating to the interpretation and enforcement of the PRC laws and regulations. As a result, the legal remedies and protections available to the Group and to Noteholders under the PRC legal system may be limited.

**Investors may experience difficulties in effecting service of legal process and enforcing judgments against the Group or the Group's management.**

Substantially all of the Issuer's underlying assets and its subsidiaries holding such assets are located in the PRC. In addition, many of the Group's directors, supervisors and senior management reside in the PRC. The PRC does not have treaties providing for reciprocal recognition and enforcement of judgments of courts with the United States, the United Kingdom, Japan or many other jurisdictions. As a result, it may be difficult or impossible for investors to serve process upon the Group or its directors, supervisors and senior management in the PRC, or to enforce against the Group or such people in the PRC, any judgments obtained from non-PRC courts.

On 14 July 2006, the Supreme People's Court of the PRC and the government of Hong Kong entered into the Arrangement on Reciprocal Recognition and Enforcement by the Courts of the Mainland and of the Hong Kong Special Administrative Region of Judgments in Civil and Commercial Matters under Consensual Jurisdiction (關於內地與香港特別行政區法院相互認可和執行當事人協議管轄的民商事案件判決的安排) (the "Arrangement"), which has become effective as from 1 August 2008. Under the Arrangement, where any designated PRC court or any designated Hong Kong court has made an enforceable final judgment requiring payment of money in a civil and commercial case pursuant to a choice of court agreement in writing, any party concerned may apply to the relevant PRC court or Hong Kong court for recognition and enforcement of the judgment. A choice of court agreement in writing is defined as any agreement in writing entered into between parties after the effective date of the Arrangement in which a Hong Kong court or a PRC court is expressly designated as the court having sole jurisdiction for the dispute. Therefore, it is not possible to enforce a judgment rendered by a Hong Kong court in the PRC if the parties in dispute have not agreed to enter into a choice of court agreement in writing. In addition, recognition and enforcement of a Hong Kong court judgment could be refused if the PRC courts consider that the enforcement of such judgment is contrary to the social and public interest of the PRC or meets other circumstances specified by the Arrangement. While it is expected that the PRC courts will recognise and enforce a judgment given by Hong Kong courts in respect of a dispute governed by English law, there can be no assurance that the PRC courts will do so for all such judgments as there is rarely established practice in this area. Compared to other debt securities issuances in the international capital markets where the relevant holders of the debt securities would not typically be required to submit to an exclusive jurisdiction, the holders of the Notes will be deemed to have submitted to the exclusive jurisdiction of the Hong Kong courts, and thus the holder's ability to initiate a claim outside of Hong Kong will be limited.

**Additional procedures may be required to be taken to bring English law governed matters or disputes to the Hong Kong courts. There is also no assurance that the PRC courts will recognise and enforce judgments of the Hong Kong courts in respect of English law governed matters or disputes.**

The Terms and Conditions and the transaction documents are governed by English law, whereas parties to these documents have submitted to the exclusive jurisdiction of the Hong Kong courts. In order to hear English law governed matters or disputes, Hong Kong courts may require certain additional procedures to be taken. Under the Arrangement, judgments of Hong Kong courts are likely to be recognised and enforced by the PRC courts where the contracting parties to the transactions pertaining to such judgments have agreed to submit to the exclusive jurisdiction of Hong Kong courts. However, recognition and enforcement of a Hong Kong court judgment could be refused if the PRC courts consider that the enforcement of such judgment is contrary to the social and public interest of the PRC. While it is expected that the PRC courts will recognise and enforce a judgment given by Hong Kong courts governed by English law, there can be no assurance that the PRC courts will do so for all such judgments as there is rarely established practice in this area.

**Government control of foreign currency conversion may adversely affect the Group's foreign exchange transactions.**

Substantially all of the Group's revenue and assets are denominated in Renminbi, which is currently not a freely convertible currency. Conversion and remittance of foreign currencies are subject to PRC foreign exchange laws and regulations which would affect exchange rates and the Group's foreign exchange transactions. A portion of the Group's cash may be required to be converted into other currencies in order to meet the Group's foreign currency needs, including payments of interest and principal of foreign debt obligations of the Group.

There can be no assurance that policies regarding foreign exchange transactions under current accounts or capital accounts will continue in the future. The PRC government may restrict future access to foreign currencies under current or capital account transactions at its discretion. Foreign exchange policies could restrict the Group's ability to obtain sufficient foreign currency, which could have an effect on the Group's ability to meet foreign exchange requirements. In addition, foreign exchange transactions under current accounts may no longer be freely convertible and could require the approval of the State Administration of Foreign Exchange of the People's Republic of China (the "SAFE"). Failure to obtain approval from the SAFE to convert Renminbi into any foreign currency for foreign exchange transactions could have an adverse effect on the Group's results of operations and financial condition. Moreover, if the Group is unable to obtain sufficient foreign currency, it might not be able to pay the interest or principal of the Group's foreign debt obligations in foreign currencies. On the other hand, most foreign exchange transactions under capital accounts in the PRC continue to be not freely convertible and require the approval of, registration or filing with the SAFE or its designated exchange banks. These limitations could affect the Group's ability to obtain foreign currencies through equity financing or to obtain foreign currencies for capital expenditures.

**Future fluctuations in the value of Renminbi could have a material adverse effect on the Group's financial condition and results of operations.**

The Group generates a majority of its revenues in Renminbi, and a portion of its revenues, expenses, bank borrowings and debt securities are denominated in the HK dollar, the U.S. dollar and other foreign currencies. As a result, fluctuations in exchange rates, which are subject to changes resulting from the PRC government's policies, domestic and international economic and political developments as well as supply and demand in the monetary market, particularly between Renminbi, the HK dollar or the U.S. dollar, may result in foreign currency exchange losses of the Group's foreign currency-denominated assets and liabilities and could affect its ability to pay dividends in foreign currencies and its profitability.

The exchange rate of Renminbi to the U.S. dollar is under a managed floating exchange rate system. On 11 August 2015, the PBOC announced an adjustment to the mechanism of determining the mid-point price of

Renminbi to the U.S. dollar to make the exchange rate of Renminbi more market-based. The modified mechanism allows traders to consider the closing exchange rate of the previous trading day when they quote the mid-point price for Renminbi against the U.S. dollar. The exchange rate of Renminbi to the U.S. dollar continued to be volatile over the past years. There can be no assurance that Renminbi will not experience significant depreciation or appreciation against the U.S. dollar or against any other currency in the future. In the event of material fluctuations in the exchange rates of the U.S. dollar against Renminbi, the Group's ability to pay dividends in foreign currencies may be materially and adversely affected.

The Group cannot predict how the Renminbi will fluctuate in the future. For the past three decades, the PRC government authorities have implemented economic reform measures to emphasise the utilisation of the market as a fundamental factor in resource allocation. The PRC's economy has been transitioning from a planned economy to a more market-oriented economy. From time to time, the PRC government authorities implement various macroeconomic and other policies and measures, including contractionary or expansionary policies and measures at times of or in anticipation of changes in the PRC's economic conditions, to sustain economic stability and utilise new sources of economic growth. Economic reform measures, however, may be adjusted, modified or applied inconsistently from industry to industry or across different regions of the country, as economic reform is a developing process. As a result, the Group may not continue to benefit from all, or any, of these measures. In addition, it cannot be accurately predicted whether changes in the PRC's political, economic and social conditions, laws, regulations and policies will have any adverse effect on the Group's current or future business, financial condition and results of operations. For instance, the United States and China have recently been involved in controversy over trade barriers that have threatened a trade war between the countries. Both countries have implemented or proposed to implement tariffs on certain imported products from the other. Sustained tension between the United States and China over trade policies could significantly undermine the stability of the global and China's economy. Any severe or prolonged slowdown or instability in the global or China's economy may materially and adversely affect the Group's business, financial condition and results of operations. From a global perspective, any further tightening of liquidity in the global financial markets may negatively affect the Group's liquidity, to the extent the Group is looking for expansion overseas. In addition, although the Group has entered into hedging transactions to mitigate its exposure to foreign exchange risk between Renminbi and other currencies, hedging instruments or strategies might not be fully effective in mitigating risk under all market conditions. As a result, the fluctuation of exchange rates between Renminbi and the U.S. dollar or other currencies could materially and adversely affect the Group's business, financial condition, results of operations and prospects.

**The implementation of the PRC Social Insurance Law may increase the Issuer's operating expenses and may materially and adversely affect its business, financial condition and results of operations.**

The Social Insurance Law of the PRC (the "**Social Insurance Law**") was promulgated on 28 October 2010 and became effective on 1 July 2011 and was further revised on 29 December 2018. Pursuant to the Social Insurance Law, companies in the PRC are required to make social insurance contributions for the benefit of their employees. As at 31 December 2022, the Group had a total of 2,805 employees in the PRC. The implementation of the Social Insurance Law could increase the Issuer's staff costs and expenses associated with social insurance payable in the PRC and may materially and adversely affect its business, financial condition and results of operations.

**The Issuer may be adversely affected by inflation in China.**

In recent years, the PRC economy has experienced periods of rapid expansion and highly fluctuating rates of inflation. That has led to the adoption by the PRC government, from time to time, of various corrective measures designed to restrict the availability of credit or regulate growth and contain inflation. High inflation may in the future cause the PRC government to impose controls on credit or prices, or to take other action, which could

inhibit economic activity in China, and thereby harm the Issuer's business and the businesses of its customers, which could materially and adversely affect its business, financial condition and results of operations.

**The Group is subject to the PRC government's control on currency conversion and risks relating to fluctuations in exchange rates.**

The Group receives a substantial majority of its revenue in Renminbi, which is currently not a freely convertible currency.

Under the PRC's existing foreign exchange regulations, by complying with certain procedural requirements, the Group will be able to undertake current account foreign exchange transactions, including payment of dividends without prior approval from the SAFE. However, in the future, the PRC government may, at its discretion, take measures to restrict access to foreign currencies for capital account and current account transactions under certain circumstances.

The value of the Renminbi against the U.S. dollar and other currencies fluctuates and is affected by, among other things, changes in the PRC's and international political and economic conditions and the PRC government's fiscal and currency policies. Since 1994, the conversion of Renminbi into foreign currencies, including Hong Kong and U.S. dollars, has been based on rates set by the PBOC, which are set daily based on the previous business day's interbank foreign exchange market rates and current exchange rates on the world financial markets. From 1994 to 20 July 2005, the official exchange rate for the conversion of Renminbi to U.S. dollars was generally stable. On 21 July 2005, the PRC government adopted a more flexible managed floating exchange rate system to allow the value of the Renminbi to fluctuate within a regulated band that is based on market supply and demand and by reference to a basket of currencies. On the same day, the value of the Renminbi appreciated by approximately 2.1 per cent. against the U.S. dollar. In August 2008, the PRC revised the PRC Foreign Exchange Administration Regulations (中華人民共和國外匯管理條例) to promote the reform of its exchange rate regime. In June 2010, the PBOC decided to further reform the PRC's exchange rate system in order to make it more flexible. Any appreciation of the Renminbi against the U.S. dollar or any other foreign currencies may result in a decrease in the value of the Group's foreign currency-denominated assets. Although the Group seeks to reduce its exchange rate risk through currency derivatives or otherwise, it cannot assure investors that it will be able to reduce its foreign currency risk exposure relating to its foreign currency-dominated assets. In addition, there are limited instruments available for the Group to reduce its foreign currency risk exposure at reasonable costs. Any appreciation of the Renminbi against the U.S. dollar or any other foreign currencies may materially and adversely affect the financial conditions of certain of the Group's customers, particularly those deriving substantial income from exporting products or engaging in related businesses, and in turn affect their abilities to service their obligations to the Group. Furthermore, the Group is also currently required to obtain the approval of the SAFE before converting significant sums of foreign currencies into Renminbi. All of these factors could materially and adversely affect the Group's financial condition, results of operations and compliance with capital adequacy ratios and operational ratios.

**RISKS RELATING TO THE NOTES ISSUED UNDER THE PROGRAMME**

**The Notes may not be a suitable investment for all investors.**

Each potential investor in any Notes must determine the suitability of that investment in light of its own circumstances. In particular, each potential investor should:

- have sufficient knowledge and experience to make a meaningful evaluation of the relevant Notes, the merits and risks of investing in the relevant Notes and the information contained or incorporated by reference in this Offering Circular, any applicable supplement to this Offering Circular or any Pricing Supplement;

- have access to, and knowledge of, appropriate analytical tools to evaluate, in the context of its particular financial situation, an investment in the relevant Notes and the impact such investment will have on its overall investment portfolio;
- have sufficient financial resources and liquidity to bear all of the risks of an investment in the relevant Notes, including where principal or interest is payable in one or more currencies, or where the currency for principal or interest payments is different from the potential investor's currency;
- understand thoroughly the terms of the relevant Notes and be familiar with the behaviour of any relevant indices and financial markets; and
- be able to evaluate (either alone or with the help of a financial adviser) possible scenarios for economic, interest rate and other factors that may affect its investment and its ability to bear the applicable risks.

Some Notes may be complex financial products and such products may be purchased as a way to reduce risk or enhance yield with an understood, measured, appropriate addition of risk to the purchaser's overall portfolios. A potential investor should not invest in Notes which are complex financial products unless it has the expertise (either alone or with the help of a financial adviser) to evaluate how the Notes will perform under changing conditions, the resulting effects on the value of such Notes and the impact this investment will have on the potential investor's overall investment portfolio.

**Legal investment considerations may restrict certain investments.**

The investment activities of certain investors are subject to legal investment laws and regulations, or review or regulation by certain authorities. Each potential investor should consult its legal advisers to determine whether and to what extent (1) the Notes are legal investments for it, (2) the Notes can be used as collateral for various types of borrowing, and (3) other restrictions apply to its purchase of any Notes. Financial institutions should consult their legal advisers or the appropriate regulators to determine the appropriate treatment of the Notes under any applicable risk-based capital or similar rules.

**Modification and waivers are binding on all holders of Notes.**

The Conditions contain provisions for calling meetings of Noteholders to consider matters affecting their interests generally. These provisions permit defined majorities to bind all Noteholders including Noteholders who did not attend and vote at the relevant meeting(s) and Noteholders who voted in a manner contrary to the majority.

The Conditions also provide that the Trustee may, without the consent of Noteholders or Couponholders, agree to (i) any modification of, or to the waiver or authorisation of any breach or proposed breach of, any of the Conditions or any of the provisions of the Trust Deed and the Agency Agreement, or determine, without any such consent as aforesaid, that any Event of Default or Potential Event of Default (as defined in the Trust Deed) shall not be treated as such (provided that, in any such case, it is not, in the opinion of the Trustee, materially prejudicial to interests of the relevant Noteholders) or (ii) any modification which, in the opinion of the Trustee, is of a formal, minor or technical nature or is to correct a manifest error or to comply with mandatory provisions of law.

**The Notes may be represented by Global Notes or Global Certificates and holders of a beneficial interest in a Global Note or Global Certificate must rely on the procedures of the relevant Clearing System(s).**

Notes issued under the Programme may be represented by one or more Global Notes (in the case of Bearer Notes) or Global Certificates (in the case of Registered Notes). Such Global Notes and Global Certificates will be deposited with a common depository for Euroclear and Clearstream or a sub-custodian for the CMU (each of Euroclear, Clearstream and the CMU, a "**Clearing System**"), as the case may be. Except in the circumstances

described in the relevant Global Note or Global Certificate, investors will not be entitled to receive definitive or individual Notes. The relevant Clearing System(s) will maintain records of the beneficial interests in the Global Notes or Global Certificates. While the Notes are represented by one or more Global Notes or Global Certificates, investors will be able to trade their beneficial interests only through the Clearing Systems.

While the Notes are represented by one or more Global Notes or Global Certificates, the Issuer will discharge its payment obligations under the Notes by making payments to the relevant Clearing System for distribution to their account holders or, in the case of the CMU, to the persons for whose account(s) interests in such Global Note or Global Certificate are credited as being held in the CMU in accordance with the CMU Rules.

A holder of a beneficial interest in a Global Note or Global Certificate must rely on the procedures of the relevant Clearing System(s) to receive payments under the relevant Notes. The Issuer has no responsibility or liability for the records relating to, or payments made in respect of, beneficial interests in the Global Notes or Global Certificates.

Holders of beneficial interests in the Global Notes or Global Certificates will not have a direct right to vote in respect of the relevant Notes. Instead, such holders will be permitted to act only to the extent that they are enabled by the relevant Clearing System(s) to appoint appropriate proxies. Similarly, holders of beneficial interests in the Global Notes or Global Certificates will not have a direct right under the respective Global Notes or Global Certificates to take enforcement action against the Issuer in the event of a default under the relevant Notes but will have to rely upon their rights under the Trust Deed.

**Holders of Notes should be aware that definitive Notes which have a denomination that is not an integral multiple of the minimum Specified Denomination may be illiquid and difficult to trade.**

In relation to any issue of Notes which have a denomination consisting of a minimum Specified Denomination (as defined in the Conditions) plus a higher integral multiple of another smaller amount, it is possible that the Notes may be traded in amounts in excess of the minimum Specified Denomination that are not integral multiples of such minimum Specified Denomination. In such a case a Holder of Notes who, as a result of trading such amounts, holds a principal amount of less than the minimum Specified Denomination will not receive a definitive Note in respect of such holding (should definitive Notes be printed) and would need to purchase a principal amount of Notes such that it holds an amount equal to one or more Specified Denominations. If definitive Notes are issued, holders should be aware that definitive Notes which have a denomination that is not an integral multiple of the minimum Specified Denomination may be illiquid and difficult to trade.

**The Trustee may request that the Noteholders provide an indemnity and/or security and/or pre-funding to its satisfaction.**

In certain circumstances, the Trustee may (at its sole discretion) request the Noteholders to provide an indemnity and/or security and/or pre-funding to its satisfaction before it takes actions on behalf of Noteholders. The Trustee shall not be obliged to take any such actions if not indemnified and/or secured and/or pre-funded to its satisfaction. Negotiating and agreeing to any indemnity and/or security and/or pre-funding can be a lengthy process and may impact on when such actions can be taken. The Trustee may not be able to take actions notwithstanding the provision of an indemnity and/or security or pre-funding to it, in breach of the terms of the Trust Deed constituting the relevant Notes and in circumstances where there is uncertainty or dispute as to the applicable laws or regulations and, to the extent permitted by the agreements and the applicable law, it will be for the Noteholders to take such actions directly.

**The Notes are unsecured obligations.**

As the Notes are unsecured obligations, the repayment of the Notes may be adversely affected if:

- the Issuer enters into bankruptcy, liquidation, reorganisation or other winding-up proceedings;

- there is a default in payment under the Issuer’s future secured indebtedness or other unsecured indebtedness; or
- there is an acceleration of any of the Issuer’s indebtedness.

If any of these events were to occur, the Issuer’s assets may not be sufficient to pay amounts due on the Notes.

**The liquidity and price of the Notes following each offering may be volatile.**

The price and trading volume of the Notes may be highly volatile. Factors such as variations in the Issuer’s revenues, earnings and cash flows and proposals of new investments, strategic alliances and/or acquisitions, interest rates and fluctuations in prices for comparable companies could cause the price of the Notes to change. Any such developments may result in large and sudden changes in the volume and price at which the Notes will trade. There is no assurance that these developments will not occur in the future.

**The insolvency laws of Hong Kong and other local insolvency laws may differ from those of another jurisdiction with which the Noteholders are familiar.**

As the Issuer is incorporated under the laws of Hong Kong, any insolvency proceeding relating to the Issuer, even if brought in other jurisdictions, would likely involve Hong Kong insolvency laws, the procedural and substantive provisions of which may differ from comparable provisions of the local insolvency laws of jurisdictions with which the Noteholders are familiar.

**If the Issuer is unable to comply with the restrictions and covenants in its debt agreements, there could be a default under the terms of these agreements or the Notes, which could cause repayment of its debt to be accelerated.**

If the Issuer is unable to comply with its current or future debt obligations and other agreements, there could be a default under the terms of these agreements. In the event of a default under these agreements, the holders of the debt could terminate their commitments to lend to the Issuer, accelerate repayment of the debt and declare all outstanding amounts due and payable or terminate the agreements, as the case may be. Furthermore, some of the Issuer’s debt agreements, and the Notes, contain cross-acceleration or cross-default provisions. As a result, the Issuer’s default under one debt agreement may cause the acceleration of repayment of not only such debt but also other debt, including the Notes, or result in a default under the Issuer’s other debt agreements, including the Notes. If any of these events occur, the Issuer cannot assure Noteholders that its assets and cash flows would be sufficient to repay in full all of its indebtedness, or that the Issuer would be able to find alternative financing. Even if the Issuer could obtain alternative financing, it cannot assure holders that it would be on terms that are favourable or acceptable to them.

**Uncertainties abound with respect to the implementation of the NDRC Administrative Measures.**

On 5 January 2023, the National Development and Reform Commission (the “NDRC”) of the PRC issued the Administrative Measures for the Review and Registration of Medium- and Long-Term Foreign Debt of Enterprises (企業中長期外債審核登記管理辦法(國家發展和改革委員會令第 56 號)) (the “NDRC Administrative Measures”), which came into effect on 10 February 2023. According to the NDRC Administrative Measures:

- if a PRC enterprise or an offshore enterprise controlled by a PRC enterprise wishes to issue bonds outside of the PRC with a maturity of more than one year, such enterprise must in advance of the completion of issuing such bonds or drawdown of relevant foreign debt, file certain prescribed documents with the NDRC and obtain a registration certificate from the NDRC in respect of such issue;
- an enterprise is obligated to (i) submit to the NDRC the offering information (including, without limitation, major business indicators of such enterprise and issue details of the relevant foreign debt)



within 10 working days after the completion of the issuance or drawdown of such foreign debt, (ii) submit to the NDRC the offering information related to the pre-issuance registration within 10 working days after the expiry date of such registration, (iii) submit to the NDRC the requisite information, including, without limitation to, the use of proceeds, repayment details and plans of the principal and interest, and major business indicators, within five working days before the end of January and July of each year, and (iv) submit the relevant information to the NDRC promptly upon the occurrence of any material event that may affect the due performance of debt obligations and take measures to avoid the spill over of default risk and the cross-default risk of onshore bonds;

- review and registration materials to be submitted by an enterprise for the issuance of foreign debts shall include an application report attached with the relevant documents. The application report shall cover the following main particulars: (i) basic information, existing foreign debts and compliance of the enterprise; (ii) analysis of the necessity, feasibility, economy and financial sustainability of the borrowing of foreign debts; (iii) plan for borrowing foreign debts, including the currency, size, interest rate and maturity of foreign debts, types of debt instruments, guarantee or other credit enhancement measures, purpose of the funds raised, contra flow and work plan for borrowing foreign debts; (iv) plan for repayment of the principal and interest of foreign debts and risk prevention measures; and (v) letter of commitment for the authenticity of the borrowing of foreign debts by the enterprise;
- the NDRC shall decide whether to accept the application for review and registration within five working days of receiving it and shall issue a "Certificate for Review and Registration of the Issuance of Foreign Debts by Enterprises" within three months of accepting the application and within the limit of the total size of foreign debts;
- an application for change shall be submitted to the NDRC prior to occurrence of any of the following circumstances and where adjustment is required: (i) changes in the currency of foreign debts to be borrowed or the type of debt instruments; (ii) major changes in the use of raised funds; and (iii) other circumstances under which major adjustments shall be made to the relevant contents of the "Certificate for Review and Registration of the Issuance of Foreign Debts by Enterprises"; and
- the NDRC shall, within 20 working days from the date of acceptance of an application for change, make a written decision on approval of the application with sufficient reasons, or issue a written notice on non-approval of the change with reasons stated if the application is not sufficiently justified.

On 9 February 2023, the NDRC published the frequently asked questions on the NDRC Administrative Measures and its responses, which provided further clarifications on the practical implications of certain provisions in the NDRC Administrative Measures. On 17 April 2023, the Company made an enquiry at the NDRC regarding the applicability of the NDRC Administrative Measures and it has received confirmation from the NDRC to the effect that if there is no guarantee provided by a PRC company, the Company is not required to obtain pre-issuance registration from the NDRC for the issuance of the Notes.

However, the NDRC Administrative Measures are relatively new, and uncertainties remain regarding their interpretation, implementation and enforcement by the NDRC and, in particular, there is a risk that the NDRC could in the future amend the rules relating to the NDRC Administrative Measures or the interpretation thereof (including with retroactive effect), such that debt instruments (such as the Notes) will be subject to further registration and other requirements under the NDRC Administrative Measures. Any failure by the Issuer to report relevant information to the NDRC according to the NDRC Administrative Measures or otherwise comply with the requirements of the NDRC Administrative Measures, the NDRC may impose sanctions or other administrative procedures on the Issuer that may have a material adverse impact to its business, financial condition or results of operations.

**A change in the law which governs the Notes may adversely affect Noteholders.**

The Conditions will be governed by English law. No assurance can be given as to the impact of any possible judicial decision or change to English law, or administrative practice after the date of issue of the relevant Tranche of Notes.

**Performance of contractual obligations.**

The ability of the Issuer to make payments in respect of the Notes may depend upon the due performance by the other parties to the transaction documents of the obligations thereunder including the performance by the Principal Paying Agent, any other Paying Agent, each Transfer Agent, the relevant Registrar and/or the relevant Calculation Agent(s) of their respective obligations. Whilst the non-performance of any relevant parties will not relieve the Issuer of its obligations to make payments in respect of the Notes, the Issuer may not, in such circumstances, be able to fulfil its respective obligations to the Noteholders and the Couponholders.

**The Issuer may be unable to pay interest or redeem the Notes.**

On certain dates, including the occurrence of any early redemption event specified in the relevant Pricing Supplement or otherwise and at maturity of the Notes, the Issuer may, and at maturity, will, be required to pay interest on, or redeem, all of the Notes. If such an event were to occur, the Issuer may not have sufficient cash on hand (whether due to a serious decline in net operating cash flows or otherwise) and may not be able to arrange financing to make such payment or redeem the Notes in time, or on acceptable terms, or at all. The ability to make interest payments or redeem the Notes in such event may also be limited by the terms of other debt instruments. Failure to pay interest on the Notes or to repay, repurchase or redeem tendered Notes by the Issuer would constitute an event of default under the relevant Notes, which may also constitute a default under the terms of other indebtedness of the Group.

**The rating of the Programme and the Issuer may be downgraded or withdrawn.**

The Programme may be rated from time to time. A rating represents the opinion of the rating agency and its assessment of the ability of the issuer to perform its obligations under the Notes and credit risks in determining the likelihood that payments will be made when due under the Notes. A rating is not a recommendation to buy, sell or hold securities and may be subject to suspension, change or withdrawal at any time by the assigning rating agency. A reduction or withdrawal of the rating may adversely affect the market price of the Notes and the Issuer's ability to access the debt capital markets.

The Issuer's ability to compete successfully in the marketplace for funding depends on various factors, including financial stability as reflected by its operating results and credit ratings as assigned by credit agencies. Credit ratings are susceptible to change at any time, and in light of the above, the Issuer's corporate credit rating, if rated, could be also downgraded at any time according with the rating agencies' own criteria.

**Any downgrading of the Issuer's corporate ratings, or those of its subsidiaries, by rating agencies could adversely affect the Group's business and the Group's liquidity.**

Any adverse revision to the Issuer's corporate ratings, or those of its subsidiaries, for domestic and international debt by rating agencies such as Standard & Poor's Ratings Services, a division of The McGraw-Hill Companies, Inc., Moody's Investors Service, Inc., a subsidiary of Moody's Corporation or Fitch (Hong Kong) Limited may adversely affect the Group's business, its financial performance and the trading price of the Notes. Further, the Group's ability to obtain financing or to access the capital markets may also be limited, thereby lowering its liquidity.

**The credit ratings assigned to the Notes may not reflect all risks.**

One or more independent credit rating agencies may assign credit ratings to an issue of the Notes. The ratings may not reflect the potential impact of all risks related to structure, market, additional factors discussed above

and other factors that may affect the value of the Notes. A credit rating is not a recommendation to buy, sell or hold securities and may be revised or withdrawn by the rating agency at any time. There can be no assurance that the ratings assigned to any Notes will remain in effect for any given period or that the ratings will not be revised or withdrawn by the rating agencies in the future if, in their judgment, the circumstances so warrant. The Group has no obligation to inform holders of the Notes of any such suspension, revision, downgrade or withdrawal. A suspension, downgrade or withdrawal of the ratings of any Notes at any time may adversely affect the market price of the Notes.

## **RISKS RELATING TO THE MARKET FOR THE NOTES GENERALLY**

Set out below is a brief description of certain market risks, including liquidity risk, exchange rate risk, interest rate risk and credit risk:

### **Notes issued under the Programme have no current active trading market and may trade at a discount to their initial offering price and/or with limited liquidity.**

Notes issued under the Programme will be new securities which may not be widely distributed and for which there is currently no active trading market (unless in the case of any particular Tranche, such Tranche is to be consolidated with and form a single series with a Tranche of Notes which is already issued). If the Notes are traded after their initial issuance, they may trade at a discount to their initial offering price, depending upon prevailing interest rates, the market for similar securities, general economic conditions and the financial condition of the Issuer. If the Notes are trading at a discount, investors may not be able to receive a favourable price for their Notes, and in some circumstances investors may not be able to sell their Notes at all or at their fair market value. Although an application will be made for the Notes issued under the Programme to be admitted to listing on the HKSE, there is no assurance that such application will be accepted, that any particular Tranche of Notes will be so admitted or that an active trading market will develop. In addition, the market for investment grade and crossover grade debt has been subject to disruptions that have caused volatility in prices of securities similar to the Notes issued under the Programme. Accordingly, there is no assurance as to the development or liquidity of any trading market, or that disruptions will not occur, for any particular Tranche of Notes.

This is particularly the case for Notes that are especially sensitive to interest rate, currency or market risks, designed for specific investment objectives or strategies or have been structured to meet the investment requirements of limited categories of investors. These types of Notes generally would have a more limited secondary market and more price volatility than conventional debt securities. Illiquidity may have an adverse effect on the market value of the Notes.

### **The Notes may be de-listed, which may materially affect an investor's ability to resell.**

Any Notes that are listed on the HKSE or any other listing authority, stock exchange or quotation system may be de-listed. If any Notes are delisted, the Issuer shall use all reasonable endeavours to obtain and maintain a listing of such Notes on such other major stock exchange as they may decide. Although no assurance is made as to the liquidity of the Notes as a result of listing on any listing authority, stock exchange or quotation system, delisting the Notes may have a material adverse effect on a Noteholder's ability to resell the Notes in the secondary market.

### **Exchange rate risks and exchange controls may result in investors receiving less interest or principal than expected.**

The Issuer will pay principal and interest (if applicable) on the Notes in the currency specified in the relevant Pricing Supplement (the "**Specified Currency**"). This presents certain risks relating to currency conversions if an investor's financial activities are denominated principally in a currency or currency unit (the "**Investor's**

**Currency**) other than the Specified Currency. These include the risk that exchange rates may significantly change (including changes due to devaluation of the Specified Currency or revaluation of the Investor's Currency) and the risk that authorities with jurisdiction over the Investor's Currency may impose or modify exchange controls. An appreciation in the value of the Investor's Currency relative to the Specified Currency would decrease (i) the Investor's Currency equivalent yield on the Notes, (ii) the Investor's Currency equivalent value of the principal payable on the Notes and (iii) the Investor's Currency equivalent market value of the Notes.

Government and monetary authorities may impose (as some have done in the past) exchange controls that could adversely affect an applicable exchange rate. As a result, investors may receive no or less interest or principal than expected.

**The market value of the Notes may fluctuate.**

The price and trading volume of the Notes may be highly volatile. Trading prices and volume of the Notes are influenced by numerous factors, including the operating results, business and/or financial condition of the Group, political, economic, financial and any other factors that can affect the capital markets, the industry and/or the Group generally. Adverse economic developments, acts of war and health hazards in countries in which the Group operates in could have a material adverse effect on the Group's operations, operating results, business, financial position and performance which in turn could result in large and sudden changes in the volume and price at which the Notes will trade. There can be no assurance that these developments will not occur in the future.

**Developments in other markets may adversely affect the market price of the Notes.**

The market price of the Notes may be adversely affected by declines in the international financial markets and world economic conditions. The market for the Notes is, to varying degrees, influenced by economic and market conditions in other markets, especially those in Asia. Although economic conditions are different in each country, investors' reaction to developments in one country could affect the securities markets and the securities of issuers in other countries, including Hong Kong. Since the global financial crisis of 2008 and 2009, the international financial markets have experienced significant volatility. If similar developments occur in the international financial markets in the future, the market price of the Notes could be adversely affected.

**Changes in market interest rates may adversely affect the value of Fixed Rate Notes.**

Investment in Fixed Rate Notes involves the risk that subsequent changes in market interest rates may adversely affect the value of Fixed Rate Notes.

**Interest rate risk.**

Noteholders may suffer unforeseen losses due to fluctuations in interest rates. Generally, a rise in interest rates may cause a fall in the price of the Notes, resulting in a capital loss for the Noteholders. However, the Noteholders may reinvest the interest payments, as applicable, at higher prevailing interest rates. Conversely, when interest rates fall, the price of the Notes may rise. The Noteholders may enjoy a capital gain but interest payments received may be reinvested at lower prevailing interest rates.

**Inflation risk.**

Noteholders may suffer erosion of the return of their investments due to inflation. Noteholders would have an anticipated rate of return based on expected inflation rates on the purchase of the Notes. An unexpected increase in inflation could reduce the actual returns.

## **Risks relating to the Structure of a Particular Issue of Notes under the Programme**

A wide range of Notes may be issued under the Programme. A number of these Notes may have features which contain particular risks for potential investors. Set out below is a description of certain such features:

### **Dual Currency Notes have features which are different from single currency issues.**

The Issuer may issue Notes with principal or interest payable in one or more currencies which may be different from the currency in which the Notes are denominated. Potential investors should be aware that:

- the market price of such Notes may be volatile;
- they may receive no interest;
- payment of principal or interest may occur at a different time or in a different currency than expected; and
- the amount of principal payable at redemption may be less than the nominal amount of such Notes or even zero.

### **Failure by an investor to pay a subsequent instalment of partly-paid Notes may result in an investor losing all of its investment.**

The Issuer may issue Notes where the issue price is payable in more than one instalment. Failure to pay any subsequent instalments could result in an investor losing all of its investment.

### **The market price of variable rate Notes with a multiplier or other leverage factor may be volatile.**

Notes with variable interest rates can be volatile securities. If they are structured to include multipliers or other leverage factors, or caps or floors, or any combination of those features or other similar related features, their market values may be even more volatile than those for securities that do not include such features.

### **Notes carrying an interest rate which may be converted from fixed to floating interest rates, and vice versa, may have lower market values than other Notes.**

Fixed Rate Notes and Floating Rate Notes (as defined in “*Summary of the Programme*”) may bear interest at a rate that the Issuer may elect to convert from a fixed rate to a floating rate, or from a floating rate to a fixed rate.

The Issuer’s ability to convert the interest rate will affect the secondary market and the market value of such Notes since the Issuer may be expected to convert the rate when it is likely to produce a lower overall cost of borrowing. If the Issuer converts from a fixed rate to a floating rate, the spread on the Fixed Rate Notes may be less favourable than then prevailing spreads on comparable Floating Rate Notes tied to the same reference rate. In addition, the new floating rate at any time may be lower than the rates on other Notes. If the Issuer converts from a floating rate to a fixed rate, the fixed rate may be lower than then prevailing rates on its Notes.

### **The market prices of Notes issued at a substantial discount or premium tend to fluctuate more in relation to general changes in interest rates than do prices for conventional interest-bearing securities.**

The market values of Notes issued at a substantial discount or premium to their nominal amount tend to fluctuate more in relation to general changes in interest rates than do prices for conventional interest bearing securities. Generally, the longer the remaining term of the securities, the greater the price volatility as compared to conventional interest-bearing securities with comparable maturities.

**Notes subject to optional redemption by the Issuer may have a lower market value than Notes that cannot be redeemed.**

An optional redemption feature is likely to limit the market value of Notes. During any period when the Issuer may elect to redeem Notes, the market value of those Notes generally will not rise substantially above the price at which they can be redeemed. This may also be true prior to any redemption period. The Issuer may be expected to redeem Notes when its cost of borrowing is lower than the interest rate on the Notes. At such times, an investor generally would not be able to reinvest the redemption proceeds at an effective interest rate as high as the interest rate on the Notes being redeemed and may only be able to do so at a significantly lower rate. Potential investors should consider reinvestment risk in light of other investments available at that time.

**Certain benchmark rates, including EURIBOR, may be discontinued or reformed in the future.**

The Euro Interbank Offered Rate (“**EURIBOR**”) and other interest rate or other types of rates and indices which are deemed to be benchmarks are the subject of ongoing national and international regulatory discussions and proposals for reform. Some of these reforms are already effective whilst others are still to be implemented.

Regulation (EU) No. 2016/1011 (the “**EU Benchmarks Regulation**”) applies, subject to certain transitional provisions, to the provision of benchmarks, the contribution of input data to a benchmark and the use of a benchmark, within the EU. Regulation (EU) No. 2016/1011 as it forms part of domestic law of the United Kingdom by virtue of the European Union (Withdrawal) Act 2018 (the “**UK Benchmarks Regulation**”) applies to the provision of benchmarks, the contribution of input data to a benchmark and the use of a benchmark, within the UK. The EU Benchmarks Regulation or the UK Benchmarks Regulation, as applicable, could have a material impact on any Notes linked to EURIBOR or another benchmark rate or index, in particular, if the methodology or other terms of the benchmark are changed in order to comply with the terms of the EU Benchmark Regulation or UK Benchmark Regulation, and such changes could (amongst other things) have the effect of reducing or increasing the rate or level, or affecting the volatility of the published rate or level, of the benchmark. More broadly, any of the international, national or other proposals for reform, or the general increased regulatory scrutiny of benchmarks, could increase the costs and risks of administering or otherwise participating in the setting of a benchmark and complying with any such regulations or requirements. Such factors may have the effect of discouraging market participants from continuing to administer or contribute to certain “benchmarks”, trigger changes in the rules or methodologies used in certain “benchmarks” or lead to the discontinuance or unavailability of quotes of certain “benchmarks”.

As an example of such benchmark reforms, on 21 September 2017, the European Central Bank announced that it would be part of a new working group tasked with the identification and adoption of a “risk free overnight rate” which can serve as a basis for an alternative to current benchmarks used in a variety of financial instruments and contracts in the euro area. On 13 September 2018, the working group on Euro risk-free rates recommended the new Euro short-term rate (“**€STR**”) as the new risk-free rate for the euro area. The €STR was published for the first time on 2 October 2019. Although EURIBOR has been reformed in order to comply with the terms of the Benchmark Regulation, it remains uncertain as to how long it will continue in its current form, or whether it will be further reformed or replaced with €STR or an alternative benchmark.

The elimination of certain benchmark, or changes in the manner of administration of any benchmark, could require or result in an adjustment to the interest calculation provisions of the Conditions, or result in adverse consequences to holders of any Notes linked to such benchmark (including Floating Rate Notes whose interest rates are linked to EURIBOR or any other such benchmark that is subject to reform). Furthermore, even prior to the implementation of any changes, uncertainty as to the nature of alternative reference rates and as to potential changes to such benchmark may adversely affect such benchmark during the term of the relevant Notes, the return on the relevant Notes and the trading market for securities (including the Notes) based on the same benchmark.

The “Terms and Conditions of the Notes” provide for certain fallback arrangements in the event that a published benchmark (including any page on which such benchmark may be published (or any other successor service)) becomes unavailable or a benchmark event or a benchmark transition event, as applicable, otherwise occurs. Such an event may be deemed to have occurred prior to the issue date for a Series of Notes. Such fallback arrangements include the possibility that the rate of interest could be set by reference to a successor rate or an alternative rate and that such successor rate or alternative reference rate may be adjusted (if required) in accordance with the recommendation of a relevant governmental body or in order to reduce or eliminate, to the extent reasonably practicable in the circumstances, any economic prejudice or benefit (as applicable) to investors arising out of the replacement of the relevant benchmark, although the application of such adjustments to the Notes may not achieve this objective. Any such changes may result in the Notes performing differently (which may include payment of a lower interest rate) than if the original benchmark continued to apply. In certain circumstances the ultimate fallback of interest for a particular Interest Period may result in the rate of interest for the last preceding Interest Period being used.

This may result in the effective application of a fixed rate for Floating Rate Notes based on the rate which was last observed on the Relevant Screen Page. In addition, due to the uncertainty concerning the availability of successor rates and alternative reference rates and the involvement of an independent adviser, the relevant fallback provisions may not operate as intended at the relevant time.

Any such consequences could have a material adverse effect on the value of and return on any such Notes.

Investors should consult their own independent advisers and make their own assessment about the potential risks imposed by the Benchmark Regulation reforms or possible cessation or reform of certain reference rates in making any investment decision with respect to any Notes linked to or referencing a benchmark.

**Inverse Floating Rate Notes are typically more volatile than conventional floating rate debt.**

Inverse Floating Rate Notes have an interest rate equal to a fixed rate minus a rate based upon a reference rate. The market values of such Notes typically are more volatile than market values of other conventional floating rate debt securities based on the same reference rate (and with otherwise comparable terms). Inverse Floating Rate Notes are more volatile because an increase in the reference rate not only decreases the interest rate of the Notes, but may also reflect an increase in prevailing interest rates, which further adversely affects the market value of these Notes.

**RISKS RELATED TO RENMINBI DENOMINATED NOTES**

A description of risks which may be relevant to an investor in Notes denominated in Renminbi (“**Renminbi Notes**”) are set out below.

**Renminbi is not freely convertible and there are significant restrictions on the remittance of Renminbi into and out of the PRC which may adversely affect the liquidity of Renminbi Notes.**

Renminbi is not freely convertible at present. The PRC government continues to regulate conversion between Renminbi and foreign currencies, including Hong Kong Dollars, despite significant reduction in control by the PRC government in recent years over trade transactions involving import and export of goods and services as well as other frequent routine foreign exchange transactions. These transactions are known as current account items. However, remittance of Renminbi into and out of the PRC for the settlement of capital account items, such as capital contributions, debt financing and securities investment, is generally only permitted upon obtaining specific approvals from, or completing specific registrations or filings with, the relevant authorities on a case-by-case basis and is subject to a strict monitoring system. Regulations in the PRC on the remittance of Renminbi into and out of the PRC for settlement of capital account items are being adjusted from time to time to match the policies of the PRC government.

Although the Renminbi was added to the Special Drawing Rights basket created by the International Monetary Fund in 2016, and the PBOC and the Ministry of Commerce of the PRC have implemented policies for further improving accessibility to Renminbi to settle cross-border transactions in foreign currencies, there is no assurance that the PRC government will continue to gradually liberalise control over cross-border remittance of Renminbi in the future, that any pilot schemes for Renminbi cross-border utilisation will not be discontinued or that new regulations in the PRC will not be promulgated in the future which have the effect of restricting or eliminating the remittance of Renminbi into or out of the PRC. In the event that funds cannot be repatriated out of the PRC in Renminbi, this may affect the overall availability of Renminbi outside the PRC and the ability of the Issuer to source Renminbi to finance its obligations under Notes denominated in Renminbi.

**There is only limited availability of Renminbi outside the PRC, which may affect the liquidity of the Renminbi Notes and the Issuer's ability to source Renminbi outside the PRC to service Renminbi Notes.**

As a result of the restrictions by the PRC government on cross-border Renminbi fund flows, the availability of Renminbi outside the PRC is limited. While PBOC has entered into agreements on the clearing of Renminbi business (the “**Settlement Arrangements**”) with financial institutions (each, a “**Renminbi Clearing Bank**”) in a number of financial centres and cities, including but not limited to Hong Kong, has established the Cross-Border Inter-Bank Payments System (CIPS) to facilitate cross-border Renminbi settlement and is in the process of establishing Renminbi clearing and settlement mechanisms in several other jurisdictions, the current size of Renminbi denominated financial assets outside the PRC is limited.

There are restrictions imposed by PBOC on Renminbi business participating banks in respect of cross-border Renminbi settlement, such as those relating to direct transactions with PRC enterprises. Furthermore, Renminbi business participating banks do not have direct Renminbi liquidity support from PBOC, although the PBOC has gradually allowed participating banks to access the PRC's onshore inter-bank market for the purchase and sale of Renminbi. The Renminbi Clearing Banks only have limited access to onshore liquidity support from PBOC for the purpose of squaring open positions of participating banks for limited types of transactions and are not obliged to square for participating banks any open positions resulting from other foreign exchange transactions or conversion services. In such cases, where the participating banks cannot source sufficient Renminbi through the above channels, the participating banks will need to source Renminbi from outside the PRC to square such open positions.

Although it is expected that the offshore Renminbi market will continue to grow in depth and size, its growth is subject to many constraints as a result of PRC laws and regulations on foreign exchange. There is no assurance that new PRC regulations will not be promulgated or the Settlement Arrangements will not be terminated or amended in the future, which will have the effect of restricting availability of Renminbi outside the PRC. The limited availability of Renminbi outside the PRC may affect the liquidity of the Renminbi Notes. To the extent the Issuer is required to source Renminbi in the offshore market to service its Renminbi Notes, there is no assurance that the Issuer will be able to source such Renminbi on satisfactory terms, if at all.

**Investment in the Renminbi Notes is subject to exchange rate risks.**

The value of Renminbi against other foreign currencies fluctuates from time to time and is affected by changes in the PRC and international political and economic conditions as well as many other factors. In 2015, the PBOC implemented changes to the way it calculates the Renminbi's daily mid-point against the U.S. dollar to take into account market-maker quotes before announcing such daily mid-point. This change, and others that may be implemented, may increase the volatility in the value of the Renminbi against foreign currencies. All payments of interest and principal will be made in Renminbi with respect to Renminbi Notes unless otherwise specified. As a result, the value of these Renminbi payments may vary with the changes in the prevailing exchange rates in the marketplace. If the value of Renminbi depreciates against another foreign currency, the



value of the investment made by a holder of the Renminbi Notes in that foreign currency will decline. Depreciation of the Renminbi against such currency could cause a decrease in the effective yield of the Renminbi Notes below their stated coupon rates and could result in a loss when the return on the Renminbi Notes is translated into such currency. In addition, there may be tax consequences for investors as a result of any foreign currency gains resulting from any investment in Renminbi Notes.

**Investment in the Renminbi Notes is subject to interest rate risks.**

The PRC government has gradually liberalised its regulation of interest rates in recent years. Further liberalisation may increase interest rate volatility. In addition, the interest rate for Renminbi in markets outside the PRC may significantly deviate from the interest rate for Renminbi in the PRC as a result of foreign exchange controls imposed by PRC law and regulations and prevailing market conditions.

As Renminbi Notes may carry a fixed interest rate, the trading price of the Renminbi Notes will consequently vary with the fluctuations in the Renminbi interest rates. If holders of the Renminbi Notes propose to sell their Renminbi Notes before their maturity, they may receive an offer lower than the amount they have invested.

**Payments with respect to the Renminbi Notes may be made only in the manner designated in the Renminbi Notes.**

All payments to investors in respect of the Renminbi Notes will be made solely for so long as the Renminbi Notes are represented by global notes or global certificates held with the common depositary for Euroclear and Clearstream or any alternative clearing system, by transfer to a Renminbi bank account maintained in Hong Kong or a financial centre in which a Renminbi Clearing Bank clears and settles Renminbi, if so specified in the Pricing Supplement or for so long as the Renminbi Notes are in definitive form, by transfer to a Renminbi bank account maintained in Hong Kong or a financial centre in which a Renminbi Clearing Bank clears and settles Renminbi, if so specified in the Pricing Supplement in accordance with prevailing rules and regulations. The Issuer cannot be required to make payment by any other means (including in any other currency or by transfer to a bank account in the PRC).

**Gains on the transfer of the Renminbi Notes may become subject to income taxes under PRC tax laws.**

Under the *PRC Enterprise Income Tax Law*, the *PRC Individual Income Tax Law* and the relevant implementing rules, as amended from time to time, any gain realised on the transfer of Renminbi Notes by non-PRC resident enterprise or individual Noteholders may be subject to EIT or IIT if such gain is regarded as income derived from sources within the PRC. The *PRC Enterprise Income Tax Law* levies EIT at the rate of 20 per cent. of the gains derived by such non-PRC resident enterprise or individual Noteholder from the transfer of Renminbi Notes but its implementation rules have reduced the enterprise income tax rate to 10 per cent. The *PRC Individual Income Tax Law* levies IIT at a rate of 20 per cent. of the gains derived by such non-PRC resident or individual Noteholder from the transfer of Renminbi Notes.

However, uncertainty remains as to whether the gain realised from the transfer of Renminbi Notes by non-PRC resident enterprises or individual Noteholders would be treated as income derived from sources within the PRC and become subject to the EIT or IIT. This will depend on how the PRC tax authorities interpret, apply or enforce the *PRC Enterprise Income Tax Law*, the *PRC Individual Income Tax Law* and the relevant implementing rules. According to the arrangement between the PRC and Hong Kong, for avoidance of double taxation, Noteholders who are residents of Hong Kong, including enterprise Noteholders and individual Noteholders, will not be subject to EIT or IIT on capital gains derived from a sale or exchange of the Notes.

Therefore, if non-PRC enterprise or individual resident Noteholders are required to pay PRC income tax on gains derived from the transfer of Renminbi Notes, unless there is an applicable tax treaty between PRC and the jurisdiction in which such non-PRC enterprise or individual resident Noteholders of Renminbi Notes reside

that reduces or exempts the relevant EIT or IIT, the value of their investment in Renminbi Notes may be materially and adversely affected.

**Remittance of proceeds in Renminbi into or out of the PRC.**

In the event that the Issuer decides to remit some or all of the proceeds into the PRC in Renminbi, its ability to do so will be subject to obtaining all necessary approvals from, and/or registration or filing with, the relevant PRC government authorities. However, there is no assurance that the necessary approvals from, and/or registration or filing with, the relevant PRC government authorities will be obtained at all or, if obtained, they will not be revoked or amended in the future.

There is no assurance that the PRC government will continue to gradually liberalise the control over cross-border Renminbi remittances in the future, that the pilot schemes introduced will not be discontinued or that new PRC regulations will not be promulgated in the future which have the effect of restricting or eliminating the remittance of Renminbi into or outside the PRC. In the event that the Issuer does remit some or all of the proceeds into the PRC in Renminbi and the Issuer subsequently is not able to repatriate funds out of the PRC in Renminbi, it will need to source Renminbi outside the PRC to finance its obligations under the Renminbi Notes, and its ability to do so will be subject to the overall availability of Renminbi outside the PRC.

## TERMS AND CONDITIONS OF THE NOTES

*The following (other than the words in italics) is the text of the terms and conditions of the Notes which, as completed by the relevant Pricing Supplement, will be endorsed on each Note in definitive form issued under the Programme. The terms and conditions applicable to any Note in global form will differ from those terms and conditions which would apply to the Note were it in definitive form to the extent described under “Summary of Provisions Relating to the Notes while in Global Form” below.*

### 1 Introduction

- (a) **Programme:** GLP China Holdings Limited (普洛斯中國控股有限公司) (the “**Issuer**”) has established a Medium Term Note Programme (the “**Programme**”) for the issuance of up to HK\$20,000,000,000 in aggregate principal amount of notes (the “**Notes**”).
- (b) **Pricing Supplement:** Notes issued under the Programme are issued in series (each a “**Series**”) and each Series may comprise one or more tranches (each a “**Tranche**”) of Notes. Each Tranche is the subject of a pricing supplement (the “**Pricing Supplement**”) which supplements these terms and conditions (the “**Conditions**”). The terms and conditions applicable to any particular Tranche of Notes are these Conditions as supplemented, amended and/or replaced by the relevant Pricing Supplement. In the event of any inconsistency between these Conditions and the relevant Pricing Supplement, the relevant Pricing Supplement shall prevail.
- (c) **Trust Deed:** The Notes are constituted by, are subject to, and have the benefit of, an amended and restated trust deed dated 2 June 2022 (as amended or supplemented from time to time, the “**Trust Deed**”) between the Issuer and Citicorp International Limited as trustee (the “**Trustee**”, which expression includes all persons for the time being trustee or trustees appointed under the Trust Deed).
- (d) **Agency Agreement:** The Notes are the subject of an amended and restated agency agreement dated 2 June 2022 (the “**Agency Agreement**”) between, among others, the Issuer, Citibank, N.A., London Branch as principal paying agent (the “**Principal Paying Agent**”, which expression includes any successor principal paying agent appointed from time to time in connection with the Notes), Citicorp International Limited as CMU lodging and paying agent, CMU registrar, and CMU Transfer Agent (the “**CMU Lodging and Paying Agent**”, the “**CMU Registrar**” and the “**CMU Transfer Agent**”, respectively, which expression includes any successor CMU lodging and paying agent, CMU registrar and CMU Transfer Agent appointed from time to time in connection with Notes cleared through the CMU), Citibank Europe plc, Germany Branch as principal registrar (the “**Principal Registrar**”, which expression includes any successor principal registrar appointed from time to time in connection with Notes cleared through a clearing system other than the CMU, and together with the CMU Registrar, the “**Registrars**”), the paying agents named therein (together with the Principal Paying Agent, the “**Paying Agents**”, which expression includes any successor or additional paying agents appointed from time to time in connection with the Notes), the transfer agents named therein (together with the Registrars, the “**Transfer Agents**”, which expression includes any successor or additional transfer agents appointed from time to time in connection with the Notes) and the Trustee. In these Conditions references to the “**Agents**” are to the Paying Agents and the Transfer Agents and any reference to an “**Agent**” is to any one of them. For the purposes of these Conditions, all references (other than in relation to the determination of interest and other amounts payable in respect of the Notes) to the Principal Paying Agent or the Principal Registrar shall, with respect to a Series of Notes to be held in the CMU, be deemed to be a reference to the CMU Lodging and Paying Agent or (as the case may be) the CMU Registrar, and all such references shall be construed accordingly.

- (e) **The Notes:** The Notes may be issued in bearer form (“**Bearer Notes**”), or in registered form (“**Registered Notes**”). All subsequent references in these Conditions to “Notes” are to the Notes which are the subject of the relevant Pricing Supplement. Copies of the relevant Pricing Supplement are available for viewing and copies may be obtained from the Specified Office of each of the Paying Agents and Transfer Agents.
- (f) **Summaries:** Certain provisions of these Conditions are summaries of the Trust Deed and the Agency Agreement and are subject to their detailed provisions. Noteholders (as defined below) and the holders of the related interest coupons, if any, (the “Couponholders” and the “Coupons”, respectively) are bound by, and are deemed to have notice of, all the provisions of the Trust Deed and the Agency Agreement applicable to them. Copies of the Trust Deed and the Agency Agreement are available for inspection upon prior written notice and satisfactory proof of holding by Noteholders during normal business hours at the Specified Offices of each of the Agents.

## 2 Interpretation

- (a) **Definitions:** In these Conditions the following expressions have the following meanings:

“**Accrual Yield**” has the meaning given in the relevant Pricing Supplement;

“**Additional Business Centre(s)**” means the city or cities specified as such in the relevant Pricing Supplement;

“**Additional Financial Centre(s)**” means the city or cities specified as such in the relevant Pricing Supplement;

“**Audited Financial Reports**” means the annual audited consolidated statement of profit or loss and other comprehensive income, statement of financial position, statement of cash flows and statement of changes in equity of the Issuer and its Subsidiaries and statement of financial position of the Issuer together with any statements, reports (including any directors’ and auditor’s reports) and notes attached to or to be read with any of them;

“**Business Day**” means:

- (a) in relation to any sum payable in euro, a TARGET Settlement Day and a day (other than a Saturday or a Sunday) on which commercial banks and foreign exchange markets settle payments generally in each (if any) Additional Business Centre;
- (b) in relation to any sum payable in Renminbi, a day (other than a Saturday or a Sunday) on which commercial banks and foreign exchange markets are open for business and settle Renminbi payments in Hong Kong and are not authorised or obligated by law or executive order to be closed; and
- (c) in relation to any sum payable in a currency other than euro and Renminbi, a day (other than a Saturday or a Sunday) on which commercial banks and foreign exchange markets settle payments generally, in the Principal Financial Centre of the relevant currency and in each (if any) Additional Business Centre;

“**Business Day Convention**”, in relation to any particular date, has the meaning given in the relevant Pricing Supplement and, if so specified in the relevant Pricing Supplement, may have different meanings in relation to different dates and, in this context, the following expressions shall have the following meanings:

- (a) **“Following Business Day Convention”** means that the relevant date shall be postponed to the first following day that is a Business Day;
- (b) **“Modified Following Business Day Convention”** or **“Modified Business Day Convention”** means that the relevant date shall be postponed to the first following day that is a Business Day unless that day falls in the next calendar month in which case that date will be the first preceding day that is a Business Day;
- (c) **“Preceding Business Day Convention”** means that the relevant date shall be brought forward to the first preceding day that is a Business Day;
- (d) **“FRN Convention”, “Floating Rate Convention”** or **“Eurodollar Convention”** means that each relevant date shall be the date which numerically corresponds to the preceding such date in the calendar month which is the number of months specified in the relevant Pricing Supplement as the Specified Period after the calendar month in which the preceding such date occurred provided, however, that:
  - (i) if there is no such numerically corresponding day in the calendar month in which any such date should occur, then such date will be the last day which is a Business Day in that calendar month;
  - (ii) if any such date would otherwise fall on a day which is not a Business Day, then such date will be the first following day which is a Business Day unless that day falls in the next calendar month, in which case it will be the first preceding day which is a Business Day; and
  - (iii) if the preceding such date occurred on the last day in a calendar month which was a Business Day, then all subsequent such dates will be the last day which is a Business Day in the calendar month which is the specified number of months after the calendar month in which the preceding such date occurred; and
- (e) **“No Adjustment”** means that the relevant date shall not be adjusted in accordance with any Business Day Convention;

**“Calculation Agent”** means the Principal Paying Agent or such other Person specified in the relevant Pricing Supplement as the party responsible for calculating the Rate(s) of Interest and Interest Amount(s) and/or such other amount(s) as may be specified in the relevant Pricing Supplement;

**“Calculation Amount”** has the meaning given in the relevant Pricing Supplement; a “Change of Control” occurs when:

- (a) any Person or Person (other than the Permitted Holders) acting together acquires or acquire Control of the Issuer; or
- (b) the Permitted Holders, directly or indirectly acting together, cease to be the single largest shareholder of the Issuer; or
- (c) the Issuer consolidates with or merges into or sells or transfers all or substantially all of its assets to any other Person, unless the consolidation, merger, sale or transfer will not result in the other Person or Persons acquiring Control over the Issuer or the successor entity;

**“China Business Day”** means a day (other than a Saturday, Sunday or a public holiday) on which banks in Beijing, the PRC are not authorised or obligated by law or executive order to be closed;

**“Clearstream”** means Clearstream Banking S.A.;

“**CMU**” means the Central Moneymarkets Unit Service, operated by the Hong Kong Monetary Authority;

“**Control**” means (a) the ownership or control of more than 50 per cent. of the voting rights of the issued share capital of the Issuer or (b) the right to appoint and/or remove all or the majority of the members of the Issuer’s board of directors or other governing body, whether obtained directly or indirectly, and whether obtained by ownership of share capital, the possession of voting rights, contract or otherwise and the terms “**Controlling**” and “**Controlled**” shall have meanings correlative to the foregoing;

“**Coupon Sheet**” means, in respect of a Note, a coupon sheet relating to the Note;

“**Day Count Fraction**” means, in respect of the calculation of an amount for any period of time (the “**Calculation Period**”), such day count fraction as may be specified in these Conditions or the relevant Pricing Supplement and:

- (a) if “**Actual/Actual (ICMA)**” is so specified, means:
  - (i) where the Calculation Period is equal to or shorter than the Regular Period during which it falls, the actual number of days in the Calculation Period divided by the product of (1) the actual number of days in such Regular Period and (2) the number of Regular Periods in any year; and
  - (ii) where the Calculation Period is longer than one Regular Period, the sum of:
    - (A) the actual number of days in such Calculation Period falling in the Regular Period in which it begins divided by the product of (1) the actual number of days in such Regular Period and (2) the number of Regular Periods in any year; and
    - (B) the actual number of days in such Calculation Period falling in the next Regular Period divided by the product of (1) the actual number of days in such Regular Period and (2) the number of Regular Periods in any year;
- (b) if “**Actual/Actual (ISDA)**” is so specified, means the actual number of days in the Calculation Period divided by 365 (or, if any portion of the Calculation Period falls in a leap year, the sum of (A) the actual number of days in that portion of the Calculation Period falling in a leap year divided by 366 and (B) the actual number of days in that portion of the Calculation Period falling in a non-leap year divided by 365);
- (c) if “**Actual/365 (Fixed)**” is so specified, means the actual number of days in the Calculation Period divided by 365;
- (d) if “**Actual/360**” is so specified, means the actual number of days in the Calculation Period divided by 360;
- (e) if “**30/360**” is so specified, the number of days in the Calculation Period divided by 360, calculated on a formula basis as follows

$$\text{Day Count Fraction} = \frac{[360 \times (Y_2 - Y_1)] + [30 \times (M_2 - M_1)] + (D_2 - D_1)}{360}$$

where:

“**Y<sub>1</sub>**” is the year, expressed as a number, in which the first day of the Calculation Period falls;

“**Y<sub>2</sub>**” is the year, expressed as a number, in which the day immediately following the last day included in the Calculation Period falls;

“**M<sub>1</sub>**” is the calendar month, expressed as a number, in which the first day of the Calculation Period falls;

“**M<sub>2</sub>**” is the calendar month, expressed as number, in which the day immediately following the last day included in the Calculation Period falls;

“**D<sub>1</sub>**” is the first calendar day, expressed as a number, of the Calculation Period, unless such number would be 31, in which case **D<sub>1</sub>** will be 30; and

“**D<sub>2</sub>**” is the calendar day, expressed as a number, immediately following the last day included in the Calculation Period, unless such number would be 31 and **D<sub>1</sub>** is greater than 29, in which case **D<sub>2</sub>** will be 30;

- (f) if “**30E/360**” or “Eurobond Basis” is so specified, the number of days in the Calculation Period divided by 360, calculated on a formula basis as follows:

$$\text{Day Count Fraction} = \frac{[360 \times (Y_2 - Y_1)] + [30 \times (M_2 - M_1)] + (D_2 - D_1)}{360}$$

where:

“**Y<sub>1</sub>**” is the year, expressed as a number, in which the first day of the Calculation Period falls;

“**Y<sub>2</sub>**” is the year, expressed as a number, in which the day immediately following the last day included in the Calculation Period falls;

“**M<sub>1</sub>**” is the calendar month, expressed as a number, in which the first day of the Calculation Period falls;

“**M<sub>2</sub>**” is the calendar month, expressed as a number, in which the day immediately following the last day included in the Calculation Period falls;

“**D<sub>1</sub>**” is the first calendar day, expressed as a number, of the Calculation Period, unless such number would be 31, in which case **D<sub>1</sub>** will be 30; and

“**D<sub>2</sub>**” is the calendar day, expressed as a number, immediately following the last day included in the Calculation Period, unless such number would be 31, in which case **D<sub>2</sub>** will be 30; and

- (g) if “**30E/360 (ISDA)**” is so specified, the number of days in the Calculation Period divided by 360, calculated on a formula basis as follows:

$$\text{Day Count Fraction} = \frac{[360 \times (Y_2 - Y_1)] + [30 \times (M_2 - M_1)] + (D_2 - D_1)}{360}$$

where:

“**Y<sub>1</sub>**” is the year, expressed as a number, in which the first day of the Calculation Period falls;

“**Y<sub>2</sub>**” is the year, expressed as a number, in which the day immediately following the last day included in the Calculation Period falls;

“**M<sub>1</sub>**” is the calendar month, expressed as a number, in which the first day of the Calculation Period falls;

“**M<sub>2</sub>**” is the calendar month, expressed as a number, in which the day immediately following the last day included in the Calculation Period falls;

“**D<sub>1</sub>**” is the first calendar day, expressed as a number, of the Calculation Period, unless (i) that day is the last day of February or (ii) such number would be 31, in which case D<sub>1</sub> will be 30; and

“**D<sub>2</sub>**” is the calendar day, expressed as a number, immediately following the last day included in the Calculation Period, unless (i) that day is the last day of February but not the Maturity Date or (ii) such number would be 31, in which case D<sub>2</sub> will be 30,

provided, however, that in each such case the number of days in the Calculation Period is calculated from and including the first day of the Calculation Period to but excluding the last day of the Calculation Period;

“**Early Redemption Amount (Change of Control)**” means, in respect of any Note, 101 per cent. of its principal amount or such other amount as may be specified in, or determined in accordance with, the relevant Pricing Supplement;

“**Early Redemption Amount (Tax)**” means, in respect of any Note, its principal amount or such other amount as may be specified in, or determined in accordance with, the relevant Pricing Supplement;

“**Early Termination Amount**” means, in respect of any Note, its principal amount or such other amount as may be specified in, or determined in accordance with, these Conditions or the relevant Pricing Supplement;

“**Euroclear**” means Euroclear Bank S.A./N.V.;

“**Event of Default**” has the meaning given in Condition 13 (Events of Default);

“**Extraordinary Resolution**” has the meaning given in the Trust Deed;

“**Final Redemption Amount**” means, in respect of any Note, its principal amount or such other amount as may be specified, or determined in accordance with, in the relevant Pricing Supplement;

“**First Interest Payment Date**” means the date specified in the relevant Pricing Supplement;

“**Fixed Coupon Amount**” has the meaning given in the relevant Pricing Supplement;

“**Group**” means the Issuer and its Subsidiaries, taken as a whole;

“**Holder**”, in the case of Bearer Notes, has the meaning given in Condition 3(b) (*Form, Denomination, Title and Transfer – Title to Bearer Notes*) and, in the case of Registered Notes, has the meaning given in Condition 3(d) (*Form, Denomination, Title and Transfer – Title to Registered Notes*);

“**Hong Kong**” means the Hong Kong Special Administrative Region of the People’s Republic of China;

“**Indebtedness for Borrowed Money**” means any indebtedness of any Person for money borrowed or raised including (without limitation) any indebtedness for or in respect of:

- (a) amounts raised by acceptance under any acceptance credit facility;
- (b) amounts raised under any note purchase facility; and
- (c) the amount of any liability in respect of leases or hire purchase contracts which would, in accordance with applicable law and generally accepted accounting principles, be treated as finance or capital leases;

“**Interest Amount**” means, in relation to a Note and an Interest Period, the amount of interest payable in respect of that Note for that Interest Period;



**“Interest Commencement Date”** means the Issue Date of the Notes or such other date as may be specified as the Interest Commencement Date in the relevant Pricing Supplement;

**“Interest Determination Date”** has the meaning given in the relevant Pricing Supplement;

**“Interest Payment Date”** means the First Interest Payment Date and any other date or dates specified as such in, or determined in accordance with the provisions of, the relevant Pricing Supplement and, if a Business Day Convention is specified in the relevant Pricing Supplement:

- (a) as the same may be adjusted in accordance with the relevant Business Day Convention; or
- (b) if the Business Day Convention is the FRN Convention, Floating Rate Convention or Eurodollar Convention and an interval of a number of calendar months is specified in the relevant Pricing Supplement as being the Specified Period, each of such dates as may occur in accordance with the FRN Convention, Floating Rate Convention or Eurodollar Convention at such Specified Period of calendar months following the Interest Commencement Date (in the case of the first Interest Payment Date) or the previous Interest Payment Date (in any other case);

**“Interest Period”** means each period beginning on (and including) the Interest Commencement Date or any Interest Payment Date and ending on (but excluding) the next Interest Payment Date;

**“ISDA Definitions”** means the 2006 ISDA Definitions (as amended and updated as at the date of issue of the first Tranche of the Notes of the relevant Series (as specified in the relevant Pricing Supplement) as published by the International Swaps and Derivatives Association, Inc.);

**“Issue Date”** has the meaning given in the relevant Pricing Supplement;

**“Margin”** has the meaning given in the relevant Pricing Supplement;

**“Maturity Date”** has the meaning given in the relevant Pricing Supplement;

**“Maximum Redemption Amount”** has the meaning given in the relevant Pricing Supplement;

**“Minimum Redemption Amount”** has the meaning given in the relevant Pricing Supplement;

**“NDRC”** means the National Development and Reform Commission of the PRC or its local counterparts;

**“Noteholder”**, in the case of Bearer Notes, has the meaning given in Condition 3(b) (*Form, Denomination, Title and Transfer – Title to Bearer Notes*) and, in the case of Registered Notes, has the meaning given in Condition 3(d) (*Form, Denomination, Title and Transfer – Title to Registered Notes*);

**“Optional Redemption Amount (Call)”** means, in respect of any Note, its principal amount or such other amount as may be specified in, or determined in accordance with, the relevant Pricing Supplement;

**“Optional Redemption Amount (Put)”** means, in respect of any Note, its principal amount or such other amount as may be specified in, or determined in accordance with, the relevant Pricing Supplement;

**“Optional Redemption Date (Call)”** has the meaning given in the relevant Pricing Supplement;

**“Optional Redemption Date (Put)”** has the meaning given in the relevant Pricing Supplement;

**“Payment Business Day”** means:

- (a) if the currency of payment is euro, any day which is:
  - (i) a day on which (A) banks in the relevant place of presentation are open for presentation and payment of bearer debt securities and for dealings in foreign currencies and (B) a day

on which commercial banks are open for general business (including dealings in foreign currencies) in the city where the Principal Paying Agent or (as the case may be) the CMU Lodging and Paying Agent has its Specified Office; and

- (ii) in the case of payment by transfer to an account, a TARGET Settlement Day and a day on which dealings in foreign currencies may be carried on in each (if any) Additional Financial Centre; or
- (b) if the currency of payment is not euro, any day which is:
  - (i) a day on which (A) banks in the relevant place of presentation are open for presentation and payment of bearer debt securities and for dealings in foreign currencies and (B) a day on which commercial banks are open for general business (including dealings in foreign currencies) in the city where the Principal Paying Agent or (as the case may be) the CMU Lodging and Paying Agent has its Specified Office;
  - (ii) in the case of payment by transfer to an account, a day on which dealings in foreign currencies (excluding payments in Renminbi) may be carried on in the Principal Financial Centre of the currency of payment and in each (if any) Additional Financial Centre; and
  - (iii) (in the case of payments in Renminbi) a day on which commercial banks and foreign exchange markets in Hong Kong are open for business and settlement of Renminbi payments;

**“Permitted Holders”** means GLP Pte. Ltd. and any trust, corporation, partnership or other entity, of which the direct or indirect beneficiary, equity holder, partner, owner or Person beneficially holding a majority (or more) controlling interest is GLP Pte. Ltd.;

**“Person”** means any individual, company, corporation, firm, partnership, joint venture, association, organisation, state or agency of a state or other entity, whether or not having separate legal personality;

**“Potential Event of Default”** means an event or circumstance which could, with the giving of notice, lapse of time, the issuing of a certificate and/or fulfilment of any other requirement provided for in Condition 13 (*Events of Default*), become an Event of Default;

**“PRC”** means the People’s Republic of China, which for the purpose of these Conditions, excludes Hong Kong, the Macau Special Administrative Region of the People’s Republic of China and Taiwan;

**“Principal Financial Centre”** means, in relation to any currency, the principal financial centre for that currency provided, however, that:

- (a) in relation to euro, it means the principal financial centre of such Member State of the European Communities as is selected (in the case of a payment) by the payee or (in the case of a calculation) by the Calculation Agent;
- (b) in relation to New Zealand dollars, it means either Wellington or Auckland as is selected (in the case of a payment) by the payee or (in the case of a calculation) by the Calculation Agent; and
- (c) in relation to Renminbi, it means Hong Kong or the Principal Financial Centre as is specified in the relevant Pricing Supplement;

**“Principal Subsidiary”** means any Subsidiary of the Issuer:

- (a) whose total assets or (in the case of a Subsidiary which itself has Subsidiaries) consolidated total assets, as shown by its latest audited consolidated accounts, are at least three per cent. of the

consolidated total assets of the Issuer and the Group taken as a whole, as shown by the Group's latest published audited consolidated accounts; or

- (b) to which is transferred the whole or substantially the whole of the assets of a Subsidiary which immediately prior to such transfer was a Principal Subsidiary, provided that the Principal Subsidiary which so transfers its assets shall forthwith upon such transfer cease to be a Principal Subsidiary and the Subsidiary to which the assets are so transferred shall become a Principal Subsidiary at the date on which the first published audited accounts (consolidated, if appropriate) of the Issuer prepared as of a date later than such transfer are issued unless such Subsidiary would continue to be a Principal Subsidiary on the basis of such accounts by virtue of the provisions of paragraph (a) above;

provided that, in relation to paragraph (a) above:

- (i) in the case of a corporation or other business entity becoming a Subsidiary after the end of the financial period to which the latest consolidated audited accounts of the Issuer relate, the reference to the then latest consolidated audited accounts of the Issuer for the purposes of the calculation above shall, until consolidated audited accounts of the Issuer for the financial period in which the relevant corporation or other business entity becomes a Subsidiary are published be deemed to be a reference to the then latest consolidated audited accounts of the Issuer adjusted to consolidate the latest audited accounts (consolidated in the case of a Subsidiary which itself has Subsidiaries) of such Subsidiary in such accounts;
- (ii) if at any relevant time in relation to the Issuer or any Subsidiary which itself has Subsidiaries no consolidated accounts are prepared and audited, total assets of the Issuer and/or any such Subsidiary shall be determined on the basis of pro forma consolidated accounts prepared for such purpose by the Issuer;
- (iii) if at any relevant time in relation to any Subsidiary, no accounts are audited, its total assets (consolidated, if appropriate) shall be determined on the basis of pro forma accounts (consolidated, if appropriate) of the relevant Subsidiary prepared for such purpose by the Issuer; and
- (iv) if the accounts of any Subsidiary (not being a Subsidiary referred to in proviso (i) above) are not consolidated with those of the Issuer, then the determination of whether or not such Subsidiary is a Principal Subsidiary shall be based on a pro forma consolidation of its accounts (consolidated, if appropriate) with the consolidated accounts (determined on the basis of the foregoing) of the Issuer.

A certificate prepared by a director of the Issuer, that in his opinion, a Subsidiary is or is not, or was or was not, a Principal Subsidiary shall, in the absence of manifest error, be conclusive and binding on the Noteholders;

**"Put Option Notice"** means a notice which must be delivered to a Paying Agent by any Noteholder wanting to exercise a right to redeem a Note at the option of the Noteholder;

**"Put Option Receipt"** means a receipt issued by a Paying Agent to a depositing Noteholder upon deposit of a Note with such Paying Agent by any Noteholder wanting to exercise a right to redeem a Note at the option of the Noteholder;

**"Rate of Interest"** means the rate or rates (expressed as a percentage per annum) of interest payable in respect of the Notes specified in the relevant Pricing Supplement or calculated or determined in accordance with the provisions of these Conditions and/or the relevant Pricing Supplement;

**“Redemption Amount”** means, as appropriate, the Final Redemption Amount, the Early Redemption Amount (Change of Control), the Early Redemption Amount (Tax), the Optional Redemption Amount (Call), the Optional Redemption Amount (Put), the Early Termination Amount or such other amount in the nature of a redemption amount as may be specified in, or determined in accordance with, the relevant Pricing Supplement;

**“Reference Banks”** has the meaning given in the relevant Pricing Supplement or, if none, four major banks selected by the Issuer in the market that is most closely connected with the Reference Rate;

**“Reference Price”** has the meaning given in the relevant Pricing Supplement;

**“Reference Rate”** has the meaning given in the relevant Pricing Supplement in respect of the currency and period specified in the relevant Pricing Supplement;

**“Regular Period”** means:

- (a) in the case of Notes where interest is scheduled to be paid only by means of regular payments, each period from and including the Interest Commencement Date to but excluding the first Interest Payment Date and each successive period from and including one Interest Payment Date to but excluding the next Interest Payment Date;
- (b) in the case of Notes where, apart from the first Interest Period, interest is scheduled to be paid only by means of regular payments, each period from and including a Regular Date falling in any year to but excluding the next Regular Date, where “Regular Date” means the day and month (but not the year) on which any Interest Payment Date falls; and
- (c) in the case of Notes where, apart from one Interest Period other than the first Interest Period, interest is scheduled to be paid only by means of regular payments, each period from and including a Regular Date falling in any year to but excluding the next Regular Date, where “Regular Date” means the day and month (but not the year) on which any Interest Payment Date falls other than the Interest Payment Date falling at the end of the irregular Interest Period;

**“Relevant Date”** means, in relation to any payment, whichever is the later of (a) the date on which the payment in question first becomes due and (b) if the full amount payable has not been received in the Principal Financial Centre of the currency of payment by the Principal Paying Agent or the Trustee on or prior to such due date, the date on which (the full amount having been so received) notice to that effect has been given to the Noteholders;

**“Relevant Financial Centre”** has the meaning given in the relevant Pricing Supplement;

**“Relevant Indebtedness”** means any present or future Indebtedness for Borrowed Money incurred outside the PRC which is in the form of or represented by any bond, note, debenture, debenture stock, loan stock, certificate or other instrument which is, or is capable of being, listed, quoted or traded on any stock exchange or in any securities market (including, without limitation, any over-the-counter market);

**“Relevant Period”** means (a) in relation to each of the Audited Financial Reports, each period of twelve months ending on the last day of the Issuer’s financial year (being 31 December of that financial year) and (b) in relation to the Unaudited Financial Reports, each period of six months ending on the last day of the Issuer’s financial year (being 30 June of that financial year);

**“Relevant Screen Page”** means the page, section or other part of a particular information service (including, without limitation, Reuters) specified as the Relevant Screen Page in the relevant Pricing Supplement, or such other page, section or other part as may replace it on that information service or such other information service, in each case, as may be nominated by the Person providing or sponsoring

the information appearing there for the purpose of displaying rates or prices comparable to the Reference Rate;

“**Relevant Time**” has the meaning given in the relevant Pricing Supplement;

“**Reserved Matter**” means any proposal to change any date fixed for payment of principal or interest in respect of the Notes, to reduce the amount of principal or interest payable on any date in respect of the Notes, to alter the method of calculating the amount of any payment in respect of the Notes or the date for any such payment (other than any change arising from the discontinuation of any interest rate benchmark used to determine the amount of any payment in respect of the Notes), to change the currency of any payment under the Notes or to change the quorum requirements relating to meetings or the majority required to pass an Extraordinary Resolution;

“**Specified Currency**” has the meaning given in the relevant Pricing Supplement;

“**Specified Denomination(s)**” has the meaning given in the relevant Pricing Supplement;

“**Specified Office**” has the meaning given in the Agency Agreement;

“**Specified Period**” has the meaning given in the relevant Pricing Supplement;

“**Subsidiary**” means, in relation to any Person (the “**first Person**”) at any particular time, any other Person (the “**second Person**”):

- (a) whose affairs and policies the first Person controls or has the power to control, whether by ownership of share capital, contract, the power to appoint or remove members of the governing body of the second Person or otherwise; or
- (b) whose financial statements are, in accordance with applicable law and generally accepted accounting principles, consolidated with those of the first Person;

“**Talon**” means a talon for further Coupons;

“**TARGET2**” means the Trans-European Automated Real-Time Gross Settlement Express Transfer payment system which utilises a single shared platform and which was launched on 19 November 2007;

“**TARGET Settlement Day**” means any day on which TARGET2 is open for the settlement of payments in euro;

“**Treaty**” means the Treaty on the Functioning of the European Union, as amended;

“**Unaudited Financial Reports**” means the semi-annual (or any other interim reporting period required by applicable law or regulations) unaudited consolidated statement of profit or loss and other comprehensive income, statement of financial position, statement of cash flows and statement of changes in equity of the Issuer and its Subsidiaries and statement of financial position of the Issuer together with any statements, reports (including any directors’ and auditors’ review reports, if any) and notes attached to or intended to be read with any of them; and

“**Zero Coupon Note**” means a Note specified as such in the relevant Pricing Supplement.

(b) **Interpretation:** In these Conditions:

- (i) if the Notes are Zero Coupon Notes, references to Coupons and Couponholders are not applicable;
- (ii) if Talons are specified in the relevant Pricing Supplement as being attached to the Notes at the time of issue, references to Coupons shall be deemed to include references to Talons;

- (iii) if Talons are not specified in the relevant Pricing Supplement as being attached to the Notes at the time of issue, references to Talons are not applicable;
- (iv) any reference to principal shall be deemed to include the Redemption Amount, any additional amounts in respect of principal which may be payable under Condition 12 (*Taxation*), any premium payable in respect of a Note and any other amount in the nature of principal payable pursuant to these Conditions;
- (v) any reference to interest shall be deemed to include any additional amounts in respect of interest which may be payable under Condition 12 (*Taxation*) and any other amount in the nature of interest payable pursuant to these Conditions;
- (vi) references to Notes being “outstanding” shall be construed in accordance with the Trust Deed;
- (vii) if an expression is stated in Condition 2(a) (*Definitions*) to have the meaning given in the relevant Pricing Supplement, but the relevant Pricing Supplement gives no such meaning or specifies that such expression is “not applicable” then such expression is not applicable to the Notes; and
- (viii) any reference to the Trust Deed or the Agency Agreement shall be construed as a reference to the Trust Deed or the Agency Agreement, as the case may be, as amended and/or supplemented up to and including the Issue Date of the Notes.

### 3 Form, Denomination, Title and Transfer

- (a) **Bearer Notes:** Bearer Notes are in the Specified Denomination(s) with Coupons and, if specified in the relevant Pricing Supplement, Talons attached at the time of issue. In the case of a Series of Bearer Notes with more than one Specified Denomination, Bearer Notes of one Specified Denomination will not be exchangeable for Bearer Notes of another Specified Denomination.
- (b) **Title to Bearer Notes:** Title to Bearer Notes and the Coupons will pass by delivery. In the case of Bearer Notes, “**Holder**” means the holder of such Bearer Note and “**Noteholder**” and “**Couponholder**” shall be construed accordingly.
- (c) **Registered Notes:** Registered Notes are in the Specified Denomination(s), which may include a minimum denomination specified in the relevant Pricing Supplement and higher integral multiples of a smaller amount specified in the relevant Pricing Supplement.
- (d) **Title to Registered Notes:** The relevant Registrar will maintain a register (the “**Register**”) in accordance with the provisions of the Agency Agreement. A certificate (each, a “**Note Certificate**”) will be issued to each Holder of Registered Notes in respect of its registered holding. Each Note Certificate will be numbered serially with an identifying number which will be recorded in the Register. In the case of Registered Notes, “**Holder**” means the person in whose name such Registered Note is for the time being registered in the Register (or, in the case of a joint holding, the first named thereof) and “**Noteholder**” shall be construed accordingly.
- (e) **Ownership:** The Holder of any Note or Coupon shall (except as otherwise required by law) be treated as its absolute owner for all purposes (whether or not it is overdue and regardless of any notice of ownership, trust or any other interest therein, any writing thereon or, in the case of Registered Notes, on the Note Certificate relating thereto (other than the endorsed form of transfer) or any notice of any previous loss or theft thereof) and no Person shall be liable for so treating such Holder. No person shall have any right to enforce any term or condition of any Note under the Contracts (Rights of Third Parties) Act 1999.

- (f) **Transfers of Registered Notes:** Subject to paragraphs (i) (*Closed periods*) and (j) (*Regulations concerning transfers and registration*) below, a Registered Note may be transferred upon surrender of the relevant Note Certificate, with the endorsed form of transfer duly completed, at the Specified Office of the relevant Registrar or any Transfer Agent, together with such evidence as the relevant Registrar or (as the case may be) such Transfer Agent may reasonably require to prove the title of the transferor and the authority of the individuals who have executed the form of transfer; provided, however, that a Registered Note may not be transferred unless the principal amount of Registered Notes transferred and (where not all of the Registered Notes held by a Holder are being transferred) the principal amount of the balance of Registered Notes not transferred are Specified Denominations. Where not all the Registered Notes represented by the surrendered Note Certificate are the subject of the transfer, a new Note Certificate in respect of the balance of the Registered Notes will be issued to the transferor. No transfer of title to a Note will be valid unless and until entered on the Register.
- (g) **Registration and delivery of Note Certificates:** Within five business days of the surrender of a Note Certificate in accordance with paragraph (f) (*Transfers of Registered Notes*) above, the relevant Registrar will register the transfer in question and deliver a new Note Certificate of a like principal amount to the Registered Notes transferred to each relevant Holder at its Specified Office or (as the case may be) the Specified Office of any Transfer Agent or (at the request and risk of any such relevant Holder) by uninsured first class mail (airmail if overseas) to the address specified for the purpose by such relevant Holder. In this paragraph, “**business day**” means a day on which commercial banks are open for general business (including dealings in foreign currencies) in the city where the relevant Registrar or (as the case may be) the relevant Transfer Agent has its Specified Office.
- (h) **No charge:** The transfer of a Registered Note will be effected without charge by or on behalf of the Issuer or the relevant Registrar or any Transfer Agent but against such indemnity as the relevant Registrar or (as the case may be) such Transfer Agent may require in respect of any tax or other duty of whatsoever nature which may be levied or imposed in connection with such transfer.
- (i) **Closed periods:** Noteholders may not require transfers to be registered during the period of 15 days ending on the due date for any payment of principal or interest in respect of the Registered Notes.
- (j) **Regulations concerning transfers and registration:** All transfers of Registered Notes and entries on the Register are subject to the detailed regulations concerning the transfer of Registered Notes scheduled to the Agency Agreement. The regulations may be changed by the Issuer with the prior written approval of the relevant Registrar. A copy of the current regulations will be made available for inspection by the relevant Registrar to any Noteholder upon prior written request and satisfactory proof of holding.

#### 4 Status of the Notes

The Notes constitute direct, unconditional and (subject to Condition 5(a) below) unsecured obligations of the Issuer which will at all times rank *pari passu* among themselves and at least *pari passu* and without any preference or priority with all other present and future unsecured obligations of the Issuer, save for such obligations as may be preferred by provisions of law that are both mandatory and of general application.

#### 5 Covenants

- (a) **Negative Pledge:** So long as any Note remains outstanding (as defined in the Trust Deed), the Issuer shall not, and the Issuer shall procure that none of its Subsidiaries will, create or permit to subsist any mortgage, lien, pledge, charge or other similar security interest analogous to any of the foregoing under the laws of any jurisdiction upon the whole or any part of its present or future assets or revenues to secure any Relevant Indebtedness without (a) at the same time or prior thereto securing the Notes equally and rateably therewith to the satisfaction of the Trustee or (b) providing such other security for the Notes

as the Trustee may in its absolute discretion consider to be not materially less beneficial to the interests of the Noteholders or as may be approved by an Extraordinary Resolution of Noteholders.

- (b) **Financial Statements, etc.:** For so long as any Note remains outstanding, the Issuer will furnish the Trustee with:
- (i) a Compliance Certificate (on which the Trustee may rely as to such compliance without liability to any Noteholder) at the time of despatch to the Trustee of the Audited Financial Reports;
  - (ii) as soon as they are available, but in any event within 180 days after the end of each Relevant Period, copies of the Audited Financial Reports audited by a member firm of independent auditors; and
  - (iii) as soon as they are available, but in any event within 150 days after the end of each Relevant Period, copies of the Unaudited Financial Reports prepared on a basis consistent with the Audited Financial Reports.
- (c) **Information Report to NDRC:** Where the Circular on Promoting the Reform of the Filing and Registration System for Issuance of Foreign Debt by Enterprises (國家發展改革委關於推進企業發行外債備案登記制管理改革的通知(發改外資[2015]2044號)) (the “**NDRC Circular**”) issued by the NDRC and which came into effect on 14 September 2015 and any implementation rules as issued by the NDRC from time to time applies, for the benefit of the relevant Series or Tranche of Notes to be issued in accordance with these Conditions and the Trust Deed, the Issuer undertakes to:
- (i) file or cause to be filed with the NDRC the requisite information and documents within the prescribed time frame after the relevant Issue Date in accordance with the NDRC Circular, and any implementation rules as issued by the NDRC from time to time (the “**NDRC Post-issue Filing**”); and
  - (ii) within 10 China Business Days after submission of such NDRC Post-issue Filing set out in Condition 5(c)(i), provide the Trustee with a certificate signed by an authorised signatory of the Issuer confirming the submission of the NDRC Post-issue Filing and provide the Trustee with a notice substantially in the form set out in the Trust Deed confirming the due filing of the NDRC Post-issue Filing for dissemination to the Noteholders in accordance with Condition 20 by the Principal Paying Agent on behalf of the Issuer.

The Trustee shall have no obligation to monitor or ensure the completion of the NDRC Post-issue Filing on or before the deadline referred to above or to verify the accuracy, validity and/or genuineness of any documents in relation to or in connection with the NDRC Post-issue Filing, and shall not be liable to Noteholders or any other person for not doing so.

## 6 Fixed Rate Note Provisions

- (a) **Application:** This Condition 6 (*Fixed Rate Note Provisions*) is applicable to the Notes only if the Fixed Rate Note Provisions are specified in the relevant Pricing Supplement as being applicable.
- (b) **Accrual of interest:** The Notes bear interest from the Interest Commencement Date at the Rate of Interest payable in arrear on each Interest Payment Date, subject as provided in Condition 10 (*Payments – Bearer Notes*) and Condition 11 (*Payments – Registered Notes*). Each Note will cease to bear interest from the due date for final redemption unless, upon due presentation, payment of the Redemption Amount is improperly withheld or refused, in which case it will continue to bear interest in accordance with this Condition 6 (as well after as before judgment) until whichever is the earlier of (i) the day on which all sums due in respect of such Note up to that day are received by or on behalf of the relevant



Noteholder and (ii) the day which is seven days after the Principal Paying Agent or the Trustee has notified the Noteholders that it has received all sums due in respect of the Notes up to such seventh day (except to the extent that there is any subsequent default in payment).

- (c) **Fixed Coupon Amount:** The amount of interest payable in respect of each Note for any Interest Period shall be the relevant Fixed Coupon Amount and, if the Notes are in more than one Specified Denomination, shall be the relevant Fixed Coupon Amount in respect of the relevant Specified Denomination.
- (d) **Calculation of interest amount:** The amount of interest payable in respect of each Note for any period for which a Fixed Coupon Amount is not specified shall be calculated by applying the Rate of Interest to the Calculation Amount, multiplying the product by the relevant Day Count Fraction, rounding the resulting figure to the nearest sub-unit of the Specified Currency (half a sub-unit being rounded upwards) and multiplying such rounded figure by a fraction equal to the Specified Denomination of such Note divided by the Calculation Amount. For this purpose a “sub-unit” means, in the case of any currency other than euro, the lowest amount of such currency that is available as legal tender in the country of such currency and, in the case of euro, means one cent.
- (e) **Notes accruing interest otherwise than a Fixed Coupon Amount:** This Condition 6(e) shall apply to Notes which are Fixed Rate Notes only where the Pricing Supplement for such Notes specify that the Interest Payment Dates are subject to adjustment in accordance with the Business Day Convention specified therein. The relevant amount of interest payable in respect of each Note for any Interest Period for such Notes shall be calculated by the Calculation Agent by multiplying the product of the Rate of Interest and the Calculation Amount by the relevant Day Count Fraction and rounding the resultant figure to the nearest sub-unit of the Specified Currency (half a sub-unit being rounded upwards). The Calculation Agent shall cause the relevant amount of interest and the relevant Interest Payment Date to be notified to the Issuer, the Paying Agents, the relevant Registrar (in the case of Registered Notes) and the Noteholders in accordance with Condition 20 (*Notices*) as soon as possible after their determination or calculation but in no event later than the fourth Business Day thereafter. If the Notes are listed on a stock exchange and the rules of such exchange so require, the Issuer shall cause the relevant amount of interest and the relevant Interest Payment Date to be notified to such exchange as soon as possible after their determination or calculation but in no event later than the fifth Business Day thereafter or, if earlier, the time required by the rules of the relevant stock exchange.

## 7 Floating Rate Note Provisions

- (a) **Application:** This Condition 7 (*Floating Rate Note Provisions*) is applicable to the Notes only if the Floating Rate Note Provisions are specified in the relevant Pricing Supplement as being applicable.
- (b) **Accrual of interest:** The Notes bear interest from the Interest Commencement Date at the Rate of Interest payable in arrear on each Interest Payment Date, subject as provided in Condition 10 (*Payments – Bearer Notes*) and Condition 11 (*Payments – Registered Notes*). Each Note will cease to bear interest from the due date for final redemption unless, upon due presentation, payment of the Redemption Amount is improperly withheld or refused, in which case it will continue to bear interest in accordance with this Condition (as well after as before judgment) until whichever is the earlier of (i) the day on which all sums due in respect of such Note up to that day are received by or on behalf of the relevant Noteholder and (ii) the day which is seven days after the Principal Paying Agent or the Trustee has notified the Noteholders that it has received all sums due in respect of the Notes up to such seventh day (except to the extent that there is any subsequent default in payment).
- (c) **Screen Rate Determination where the Reference Rate is an interbank offered rate:** If Screen Rate Determination is specified in the relevant Pricing Supplement as the manner in which the Rate(s) of

Interest is/are to be determined, the Rate of Interest applicable to the Notes for each Interest Period will be determined by the Calculation Agent on the following basis:

- (i) if the Reference Rate is a composite quotation or customarily supplied by one entity, the Calculation Agent will determine the Reference Rate which appears on the Relevant Screen Page as of the Relevant Time on the relevant Interest Determination Date;
- (ii) if Linear Interpolation is specified as applicable in respect of an Interest Period in the relevant Pricing Supplement, the Rate of Interest for such Interest Period shall be calculated by the Calculation Agent by straight-line linear interpolation by reference to two rates which appear on the Relevant Screen Page as of the Relevant Time on the relevant Interest Determination Date, where:
  - (A) one rate shall be determined as if the relevant Interest Period were the period of time for which rates are available next shorter than the length of the relevant Interest Period; and
  - (B) the other rate shall be determined as if the relevant Interest Period were the period of time for which rates are available next longer than the length of the relevant Interest Period;provided, however, that if no rate is available for a period of time next shorter or, as the case may be, next longer than the length of the relevant Interest Period, then the Calculation Agent shall determine such rate at such time and by reference to such sources as it determines appropriate;
- (iii) in any other case, the Calculation Agent will determine the arithmetic mean of the Reference Rates which appear on the Relevant Screen Page as of the Relevant Time on the relevant Interest Determination Date;
- (iv) if, in the case of (i) above, such rate does not appear on that page or, in the case of (iii) above, fewer than two such rates appear on that page or if, in either case, the Relevant Screen Page is unavailable:
  - (A) the Issuer will request the principal Relevant Financial Centre office of each of the Reference Banks to provide a quotation of the Reference Rate at approximately the Relevant Time on the Interest Determination Date to prime banks in the Relevant Financial Centre interbank market in an amount that is representative for a single transaction in that market at that time and the Issuer shall provide such quotations in writing to the Calculation Agent; and
  - (B) the Calculation Agent shall determine the arithmetic mean of such quotations; and
- (v) if fewer than two such quotations are provided as requested, the Calculation Agent will determine the arithmetic mean of the rates (being the nearest to the Reference Rate, as determined by the Calculation Agent) quoted by major banks in the Principal Financial Centre of the Specified Currency, selected by the Issuer, at approximately 11.00 a.m. (local time in the Principal Financial Centre of the Specified Currency) on the first day of the relevant Interest Period for loans in the Specified Currency to leading international banks for a period equal to the relevant Interest Period and in an amount that is representative for a single transaction in that market at that time,

and the Rate of Interest for such Interest Period shall be the sum of the Margin and the rate or (as the case may be) the arithmetic mean so determined; provided, however, that if the Calculation Agent is unable to determine a rate or (as the case may be) an arithmetic mean in accordance with the above provisions in relation to any Interest Period, the Rate of Interest applicable to the Notes during such Interest Period will be the sum of the Margin and the rate or (as the case may be) the arithmetic mean last determined in relation to the Notes in respect of a preceding Interest Period.

- (d) **Screen Rate Determination where the Reference Rate is specified as a risk-free alternative reference rate:** If Screen Rate Determination is specified in the relevant Pricing Supplement as the manner in which the Rate(s) of Interest is/are to be determined and where the Reference Rate is a risk-free alternative reference rate (such as SOFR), the Rate of Interest for each Interest Accrual Period (including the method or basis of calculating or determining the Rate of Interest) will be as further specified in the relevant Pricing Supplement.
- (e) **ISDA Determination:** If ISDA Determination is specified in the relevant Pricing Supplement as the manner in which the Rate(s) of Interest is/are to be determined, the Rate of Interest applicable to the Notes for each Interest Period will be the sum of the Margin and the relevant ISDA Rate where “ISDA Rate” in relation to any Interest Period means a rate equal to the Floating Rate (as defined in the ISDA Definitions) that would be determined by the Calculation Agent under an interest rate swap transaction if the Calculation Agent were acting as Calculation Agent for that interest rate swap transaction under the terms of an agreement incorporating the ISDA Definitions and under which:
- (i) the Floating Rate Option (as defined in the ISDA Definitions) is as specified in the relevant Pricing Supplement;
  - (ii) the Designated Maturity (as defined in the ISDA Definitions) is a period specified in the relevant Pricing Supplement;
  - (iii) the relevant Reset Date (as defined in the ISDA Definitions) is specified in the relevant Pricing Supplement; and
  - (iv) if Linear Interpolation is specified as applicable in respect of an Interest Period in the relevant Pricing Supplement, the Rate of Interest for such Interest Period shall be calculated by the Calculation Agent by straight-line linear interpolation by reference to two rates based on the relevant Floating Rate Option, where:
    - (A) one rate shall be determined as if the Designated Maturity were the period of time for which rates are available next shorter than the length of the relevant Interest Period; and
    - (B) the other rate shall be determined as if the Designated Maturity were the period of time for which rates are available next longer than the length of the relevant Interest Period,provided, however, that if there is no rate available for a period of time next shorter than the length of the relevant Interest Period or, as the case may be, next longer than the length of the relevant Interest Period, then the Calculation Agent shall determine such rate at such time and by reference to such sources as it determines appropriate.
- (f) **Maximum or Minimum Rate of Interest:** If any Maximum Rate of Interest or Minimum Rate of Interest is specified in the relevant Pricing Supplement, then the Rate of Interest shall in no event be greater than the maximum or be less than the minimum so specified. If the relevant Pricing Supplement does not specify any Minimum Rate of Interest or the Rate of Interest as determined by the Calculation Agent according to this Condition 7 is a negative value, the Rate of Interest shall be zero per cent. per annum.
- (g) **Calculation of Other Amounts:** If the relevant Pricing Supplement specifies that any other amount is to be calculated by the Calculation Agent, the Calculation Agent will, as soon as practicable after the time or times at which any such amount is to be determined, calculate the relevant amount. The relevant amount will be calculated by the Calculation Agent in the manner specified in the Pricing Supplement.
- (h) **Calculation of Interest Amount:** The Calculation Agent will, as soon as practicable after the time at which the Rate of Interest is to be determined in relation to each Interest Period, calculate the Interest

Amount payable in respect of each Note for such Interest Period. The Interest Amount will be calculated by applying the Rate of Interest for such Interest Period to the Calculation Amount, multiplying the product by the relevant Day Count Fraction, rounding the resulting figure to the nearest sub-unit of the Specified Currency (half a sub-unit being rounded upwards) and multiplying such rounded figure by a fraction equal to the Specified Denomination of the relevant Note divided by the Calculation Amount. For this purpose a “**sub-unit**” means, in the case of any currency other than euro, the lowest amount of such currency that is available as legal tender in the country of such currency and, in the case of euro, means one cent.

- (i) **Publication:** The Calculation Agent will cause each Rate of Interest and Interest Amount determined by it, together with the relevant Interest Payment Date, and any other amount(s) required to be determined by it together with any relevant payment date(s) to be notified to the Paying Agents and the Trustee as soon as practicable after such determination but (in the case of each Rate of Interest, Interest Amount and Interest Payment Date) in any event not later than the first day of the relevant Interest Period. Notice thereof shall also promptly be given by the Issuer to the Noteholders and each competent authority, stock exchange and/or quotation system (if any) by which the Notes have then been admitted to listing, trading and/or quotation. The Calculation Agent will be entitled to recalculate any Interest Amount (on the basis of the foregoing provisions) without notice in the event of an extension or shortening of the relevant Interest Period. If the Calculation Amount is less than the minimum Specified Denomination the Calculation Agent shall not be obliged to publish each Interest Amount but instead may publish only the Calculation Amount and the Interest Amount in respect of a Note having the minimum Specified Denomination.
- (j) **Notifications etc:** All notifications, opinions, determinations, certificates, calculations, quotations and decisions given, expressed, made or obtained for the purposes of this Condition by the Calculation Agent will (in the absence of manifest error) be binding on the Issuer, the Paying Agents, the Noteholders and the Couponholders and (subject as aforesaid) no liability to any such Person will attach to the Calculation Agent in connection with the exercise or non-exercise by it of its powers, duties and discretions for such purposes.

## 8 Zero Coupon Note Provisions

- (a) **Application:** This Condition 8 (*Zero Coupon Note Provisions*) is applicable to the Notes only if the Zero Coupon Note Provisions are specified in the relevant Pricing Supplement as being applicable.
- (b) **Late payment on Zero Coupon Notes:** If the Redemption Amount payable in respect of any Zero Coupon Note is improperly withheld or refused, the Redemption Amount shall thereafter be an amount equal to the sum of:
  - (i) the Reference Price; and
  - (ii) the product of the Accrual Yield (compounded annually) being applied to the Reference Price on the basis of the relevant Day Count Fraction from (and including) the Issue Date to (but excluding) whichever is the earlier of (A) the day on which all sums due in respect of such Note up to that day are received by or on behalf of the relevant Noteholder and (B) the day which is seven days after the Principal Paying Agent has notified the Noteholders that it has received all sums due in respect of the Notes up to such seventh day (except to the extent that there is any subsequent default in payment).

## 9 Redemption and Purchase

- (a) **Scheduled redemption:** Unless previously redeemed, or purchased and cancelled, the Notes will be redeemed at their Final Redemption Amount on the Maturity Date, subject as provided in Condition 10 (*Payments – Bearer Notes*) and Condition 11 (*Payments – Registered Notes*).
- (b) **Redemption for tax reasons:** The Notes may be redeemed at the option of the Issuer in whole, but not in part:
- (i) at any time (unless the Floating Rate Note Provisions are specified in the relevant Pricing Supplement as being applicable); or
  - (ii) on any Interest Payment Date (if the Floating Rate Note Provisions are specified in the relevant Pricing Supplement as being applicable),

on the Issuer's giving not less than 30 nor more than 60 days' notice to the Noteholders, or such other period(s) as may be specified in the relevant Pricing Supplement, (which notice shall be irrevocable), at their Early Redemption Amount (Tax), together with interest accrued (if any) to the date fixed for redemption, if, immediately before giving such notice, the Issuer satisfies the Trustee that:

- (A) the Issuer has or will become obliged to pay Additional Amounts (as defined in Condition 12 (*Taxation*)) as provided or referred to in Condition 12 (*Taxation*) as a result of any change in, or amendment to, the laws or regulations of Hong Kong or any political subdivision or any authority thereof or therein having power to tax, or any change in the application or official interpretation of such laws or regulations (including a holding by a court of competent jurisdiction), which change or amendment becomes effective on or after the date of issue of the first Tranche of the Notes; and
- (B) such obligation cannot be avoided by the Issuer taking reasonable measures available to it, provided, however, that no such notice of redemption shall be given earlier than:
  - (1) where the Notes may be redeemed at any time, 90 days (or such other period as may be specified in the relevant Pricing Supplement) prior to the earliest date on which the Issuer would be obliged to pay such Additional Amounts if a payment in respect of the Notes were then due; or
  - (2) where the Notes may be redeemed only on an Interest Payment Date, 60 days (or such other period as may be specified in the relevant Pricing Supplement) prior to the Interest Payment Date occurring immediately before the earliest date on which the Issuer would be obliged to pay such Additional Amounts if a payment in respect of the Notes were then due.

Prior to the publication of any notice of redemption pursuant to this paragraph, the Issuer shall deliver or procure that there is delivered to the Trustee (x) a certificate signed by an Authorised Signatory (as defined in the Trust Deed) of the Issuer stating that the Issuer is entitled to effect such redemption and that the requirement referred to in (A) above cannot be avoided by the Issuer taking reasonable measures available to it and (y) an opinion of independent legal advisers of recognised standing to the effect that the Issuer has or will become obliged to pay such Additional Amounts as a result of such change or amendment.

The Trustee shall be entitled to accept and rely upon such certificate and opinion (without further investigation or enquiry) as sufficient evidence of the satisfaction of the circumstances set out above, in which event they shall be conclusive and binding on the Noteholders.

Upon the expiry of any such notice as is referred to in this Condition 9(b), the Issuer shall be bound to redeem the Notes in accordance with this Condition 9(b).

- (c) **Redemption for Change of Control:** At any time following the occurrence of a Change of Control, the holder of any Note will have the right, at such holder's option, to require the Issuer to redeem all, but not some only, of that holder's Notes on the Change of Control Put Date at a price equal to the Early Redemption Amount (Change of Control), together with interest accrued (if any) to the Change of Control Put Date. To exercise such right, the holder of the relevant Note must deposit at the specified office of any Paying Agent a duly completed and signed notice of redemption, in the form for the time being current, obtainable from the specified office of any Paying Agent (a "**Change of Control Put Exercise Notice**"), together with a certificate evidencing the Notes to be redeemed, by not later than 30 days following a Change of Control, or, if later, 30 days following the date upon which notice thereof is given to Noteholders by the Issuer in accordance with Condition 20 (*Notices*). The "**Change of Control Put Date**" shall be the fourteenth day after the expiry of such period of 30 days as referred to above in this Condition 9(c).

A Change of Control Put Exercise Notice, once delivered, shall be irrevocable and the Issuer shall redeem the Notes which are the subject of Change of Control Put Exercise Notices delivered as aforesaid on the Change of Control Put Date.

The Issuer shall give notice to Noteholders (in accordance with Condition 20 (*Notices*)) and the Trustee and the Principal Paying Agent by not later than 14 days following the first day on which it becomes aware of the occurrence of a Change of Control, which notice shall specify the procedure for exercise by holders of their rights to require redemption of the Notes pursuant to this Condition 9(c).

Neither the Trustee nor the Agents shall be required to monitor whether a Change of Control or any event which could lead to the occurrence of a Change of Control has occurred and shall not be liable to Noteholders or any other person for not doing so.

- (d) **Redemption at the option of the Issuer:** If the Call Option is specified in the relevant Pricing Supplement as being applicable, the Notes may be redeemed at the option of the Issuer in whole or, if so specified in the relevant Pricing Supplement, in part on any Optional Redemption Date (Call) at the relevant Optional Redemption Amount (Call) on the Issuer's giving not less than 30 nor more than 60 days' notice to the Noteholders, or such other period(s) as may be specified in the relevant Pricing Supplement (which notice shall be irrevocable and shall oblige the Issuer to redeem the Notes or, as the case may be, the Notes specified in such notice on the relevant Optional Redemption Date (Call) at the Optional Redemption Amount (Call) plus accrued interest (if any) to such date).
- (e) **Partial redemption:** If the Notes are to be redeemed in part only on any date in accordance with Condition 9(d) (*Redemption at the option of the Issuer*), in the case of Bearer Notes, the Notes to be redeemed shall be selected by the drawing of lots in such place as the Trustee approves and in such manner as the Trustee considers appropriate, subject to compliance with applicable law, the rules of each competent authority, stock exchange and/or quotation system (if any) by which the Notes have then been admitted to listing, trading and/or quotation and the notice to Noteholders referred to in Condition 9(d) (*Redemption at the option of the Issuer*) shall specify the serial numbers of the Notes so to be redeemed, and, in the case of Registered Notes, each Note shall be redeemed in part in the proportion which the aggregate principal amount of the outstanding Notes to be redeemed on the relevant Optional Redemption Date (Call) bears to the aggregate principal amount of outstanding Notes on such date. If any Maximum Redemption Amount or Minimum Redemption Amount is specified in the relevant Pricing Supplement, then the Optional Redemption Amount (Call) shall in no event be greater than the maximum or be less than the minimum so specified.

- (f) **Redemption at the option of Noteholders:** If the Put Option is specified in the relevant Pricing Supplement as being applicable, the Issuer shall, at the option of the Holder of any Note redeem such Note on the Optional Redemption Date (Put) specified in the relevant Put Option Notice at the relevant Optional Redemption Amount (Put) together with interest (if any) accrued to such date. In order to exercise the option contained in this Condition 9(f), the Holder of a Note must, not less than 30 nor more than 60 days before the relevant Optional Redemption Date (Put) (or such other period(s) as may be specified in the relevant Pricing Supplement), deposit with any Paying Agent such Note together with all unmatured Coupons relating thereto and a duly completed Put Option Notice in the form obtainable from any Paying Agent. The Paying Agent with which a Note is so deposited shall deliver a duly completed Put Option Receipt to the depositing Noteholder. No Note, once deposited with a duly completed Put Option Notice in accordance with this Condition 9(f), may be withdrawn; provided, however, that if, prior to the relevant Optional Redemption Date (Put), any such Note becomes immediately due and payable or, upon due presentation of any such Note on the relevant Optional Redemption Date (Put), payment of the redemption moneys is improperly withheld or refused, the relevant Paying Agent shall mail notification thereof to the depositing Noteholder at such address as may have been given by such Noteholder in the relevant Put Option Notice and shall hold such Note at its Specified Office for collection by the depositing Noteholder against surrender of the relevant Put Option Receipt. For so long as any outstanding Note is held by a Paying Agent in accordance with this Condition 9(f), the depositor of such Note and not such Paying Agent shall be deemed to be the Holder of such Note for all purposes.
- (g) **No other redemption:** The Issuer shall not be entitled to redeem the Notes and shall have no obligation to make any payment of principal in respect of the Notes otherwise than as provided in paragraphs (a) to (f) above.
- (h) **Early redemption of Zero Coupon Notes:** Unless otherwise specified in the relevant Pricing Supplement, the Redemption Amount payable on redemption of a Zero Coupon Note at any time before the Maturity Date shall be an amount equal to the sum of:
- (i) the Reference Price; and
  - (ii) the product of the Accrual Yield (compounded annually) being applied to the Reference Price from (and including) the Issue Date to (but excluding) the date fixed for redemption or (as the case may be) the date upon which the Note becomes due and payable.

Where such calculation is to be made for a period which is not a whole number of years, the calculation in respect of the period of less than a full year shall be made on the basis of such Day Count Fraction as may be specified in the Pricing Supplement for the purposes of this Condition 9(h) or, if none is so specified, a Day Count Fraction of 30E/360.

- (i) **Purchase:** The Issuer or any of its Subsidiaries may at any time purchase Notes in the open market or otherwise and at any price, provided that all unmatured Coupons are purchased therewith.
- (j) **Cancellation:** All Notes so redeemed or purchased by the Issuer or any of its Subsidiaries and any unmatured Coupons attached to or surrendered with them shall be cancelled and may not be reissued or resold.

## 10 Payments – Bearer Notes

This Condition 10 is only applicable to Bearer Notes.

- (a) **Principal:** Payments of principal shall be made only against presentation and (provided that payment is made in full) surrender of Bearer Notes at the Specified Office of any Paying Agent outside the United

States (i) in the case of a currency other than Renminbi by transfer to an account denominated in the currency in which payment is due (or, if that currency is euro, any other account to which euro may be credited or transferred) and maintained by the payee with, a bank in the Principal Financial Centre of that currency, and (ii) in the case of Renminbi, by transfer to an account denominated in Renminbi and maintained by the payee with a bank in Hong Kong.

- (b) **Interest:** Payments of interest shall, subject to paragraph (h) below, be made only against presentation and (provided that payment is made in full) surrender of the appropriate Coupons at the Specified Office of any Paying Agent outside the United States in the manner described in paragraph (a) above.

*Payments of principal and interest in respect of Bearer Notes held in the CMU will be made to the CMU for their distribution, on the order of the holder of the Bearer Notes, to the person(s) for whose account(s) interests in the relevant Bearer Note are credited as being held with the CMU in accordance with the CMU Rules (as defined in the Agency Agreement) at the relevant time and payment made to the CMU in accordance thereof shall discharge the obligations of the Issuer in respect of that payment.*

- (c) **Payments in New York City:** Payments of principal or interest may be made at the Specified Office of a Paying Agent in New York City if (i) the Issuer has appointed Paying Agents outside the United States with the reasonable expectation that such Paying Agents will be able to make payment of the full amount of the interest on the Notes in the currency in which the payment is due when due, (ii) payment of the full amount of such interest at the offices of all such Paying Agents is illegal or effectively precluded by exchange controls or other similar restrictions and (iii) payment is permitted by applicable United States law.

- (d) **Payments subject to fiscal laws:** All payments in respect of the Bearer Notes are subject in all cases to (i) any applicable fiscal or other laws and regulations in the place of payment, but without prejudice to the provisions of Condition 12 (*Taxation*) and (ii) any withholding or deduction required pursuant to an agreement described in Section 1471(b) of the U.S. Internal Revenue Code of 1986, as amended (the “**Code**”) or otherwise imposed pursuant to Sections 1471 through 1474 of the Code, any regulations or agreements thereunder, any official interpretations thereof, or (without prejudice to the provisions of Condition 12 (*Taxation*)) any law implementing an intergovernmental approach thereto.

- (e) No commissions or expenses shall be charged to the Noteholders or Couponholders in respect of such payments.

- (f) **Deductions for unmatured Coupons:** If the relevant Pricing Supplement specifies that the Fixed Rate Note Provisions are applicable and a Bearer Note is presented without all unmatured Coupons relating thereto:

(i) if the aggregate amount of the missing Coupons is less than or equal to the amount of principal due for payment, a sum equal to the aggregate amount of the missing Coupons will be deducted from the amount of principal due for payment; provided, however, that if the gross amount available for payment is less than the amount of principal due for payment, the sum deducted will be that proportion of the aggregate amount of such missing Coupons which the gross amount actually available for payment bears to the amount of principal due for payment;

(ii) if the aggregate amount of the missing Coupons is greater than the amount of principal due for payment:

(A) so many of such missing Coupons shall become void (in inverse order of maturity) as will result in the aggregate amount of the remainder of such missing Coupons (the “**Relevant Coupons**”) being equal to the amount of principal due for payment; provided, however,



that where this sub-paragraph would otherwise require a fraction of a missing Coupon to become void, such missing Coupon shall become void in its entirety; and

- (B) a sum equal to the aggregate amount of the Relevant Coupons (or, if less, the amount of principal due for payment) will be deducted from the amount of principal due for payment; provided, however, that, if the gross amount available for payment is less than the amount of principal due for payment, the sum deducted will be that proportion of the aggregate amount of the Relevant Coupons (or, as the case may be, the amount of principal due for payment) which the gross amount actually available for payment bears to the amount of principal due for payment.

Each sum of principal so deducted shall be paid in the manner provided in paragraph (a) above against presentation and (provided that payment is made in full) surrender of the relevant missing Coupons.

- (g) **Unmatured Coupons void:** If the relevant Pricing Supplement specifies that this Condition 10(g) is applicable or that the Floating Rate Note Provisions are applicable, on the due date for final redemption of any Note or early redemption in whole of such Note pursuant to Condition 9(b) (*Redemption for tax reasons*), Condition 9(c) (*Redemption for Change of Control*), Condition 9(f) (*Redemption at the option of Noteholders*), Condition 9(d) (*Redemption at the option of the Issuer*) or Condition 13 (*Events of Default*), all unmatured Coupons relating thereto (whether or not still attached) shall become void and no payment will be made in respect thereof.
- (h) **Payments on business days:** If the due date for payment of any amount in respect of any Bearer Note or Coupon is not a Payment Business Day in the place of presentation, the Holder shall not be entitled to payment in such place of the amount due until the next succeeding Payment Business Day in such place and shall not be entitled to any further interest or other payment in respect of any such delay.
- (i) **Payments other than in respect of matured Coupons:** Payments of interest other than in respect of matured Coupons shall be made only against presentation of the relevant Bearer Notes at the Specified Office of any Paying Agent outside the United States (or in New York City if permitted by paragraph (c) above).
- (j) **Partial payments:** If a Paying Agent makes a partial payment in respect of any Bearer Note or Coupon presented to it for payment, such Paying Agent will endorse thereon a statement indicating the amount and date of such payment.
- (k) **Exchange of Talons:** On or after the maturity date of the final Coupon which is (or was at the time of issue) part of a Coupon Sheet relating to the Bearer Notes, the Talon forming part of such Coupon Sheet may be exchanged at the Specified Office of the Principal Paying Agent for a further Coupon Sheet (including, if appropriate, a further Talon but excluding any Coupons in respect of which claims have already become void pursuant to Condition 14 (*Prescription*)). Upon the due date for redemption of any Bearer Note, any unexchanged Talon relating to such Note shall become void and no Coupon will be delivered in respect of such Talon.

## 11 Payments – Registered Notes

This Condition 11 is only applicable to Registered Notes.

- (a) **Principal:** Payments of principal shall be made:
  - (i) in the case of a currency other than Renminbi, by transfer to an account denominated in the currency in which payment is due (or, if that currency is euro, any other account to which euro

may be credited or transferred) and maintained by the payee with, a bank in the Principal Financial Centre of that currency; and

- (ii) in the case of Renminbi, by transfer to an account denominated in Renminbi and maintained by the payee with a bank in Hong Kong,

and (in the case of redemption) upon surrender (or, in the case of part payment only, endorsement) of the relevant Note Certificates at the Specified Office of any Paying Agent.

- (b) **Interest:** Payments of interest shall be made:

- (i) in the case of a currency other than Renminbi, by transfer to an account denominated in the currency in which payment is due (or, if that currency is euro, any other account to which euro may be credited or transferred) and maintained by the payee with, a bank in the Principal Financial Centre of that currency; and

- (ii) in the case of Renminbi, by transfer to an account denominated in Renminbi and maintained by the payee with a bank in Hong Kong,

and (in the case of interest payable on redemption) upon surrender (or, in the case of part payment only, endorsement) of the relevant Note Certificates at the Specified Office of any Paying Agent.

*Payments of principal and interest in respect of Registered Notes held in the CMU will be made to the person(s) for whose account(s) interest in the relevant Registered Note are credited as being held with the CMU in accordance with the CMU Rules at the relevant time.*

- (c) **Payments subject to fiscal laws:** All payments in respect of the Registered Notes are subject in all cases to (i) any applicable fiscal or other laws and regulations in the place of payment, but without prejudice to the provisions of Condition 12 (*Taxation*) and (ii) any withholding or deduction required pursuant to an agreement described in Section 1471(b) of the U.S. Internal Revenue Code of 1986, as amended (the “**Code**”) or otherwise imposed pursuant to Sections 1471 through 1474 of the Code, any regulations or agreements thereunder, any official interpretations thereof, or (without prejudice to the provisions of Condition 12 (*Taxation*)) any law implementing an intergovernmental approach thereto. No commissions or expenses shall be charged to the Noteholders in respect of such payments.

- (d) **Payments on business days:** Where payment is to be made by transfer to an account, payment instructions (for value the due date, or, if the due date is not a Payment Business Day, for value the next succeeding Payment Business Day) will be initiated (i) (in the case of payments of principal and interest payable on redemption) on the later of the due date for payment and the day on which the relevant Note Certificate is surrendered (or, in the case of part payment only, endorsed) at the Specified Office of a Paying Agent and (ii) (in the case of payments of interest payable other than on redemption) on the due date for payment. A Holder of a Registered Note shall not be entitled to any interest or other payment in respect of any delay in payment resulting from the due date for a payment not being a Payment Business Day.

- (e) **Partial payments:** If a Paying Agent makes a partial payment in respect of any Registered Note, the Issuer shall procure that the amount and date of such payment are noted on the Register and, in the case of partial payment upon presentation of a Note Certificate, that a statement indicating the amount and the date of such payment is endorsed on the relevant Note Certificate.

- (f) **Record date:** Each payment in respect of a Registered Note will be made to the person shown as the Holder in the Register at the close of business in the place of the relevant Registrar’s Specified Office on the fifteenth day before the due date for such payment (the “**Record Date**”).

*So long as the Note Certificate is held on behalf of Euroclear, Clearstream or any other clearing system (other than the CMU), each payment in respect of the Note Certificate will be made to the person shown as the holder in the Register at the close of business of the relevant clearing system on the Clearing System Business Day before the due date for such payments, where "Clearing System Business Day" means a weekday (Monday to Friday, inclusive) except 25 December and 1 January.*

*So long as the Note Certificate is held through the CMU, any payments of principal, interest (if any) or any other amounts shall be made to the person(s) for whose account(s) interests in the Note Certificate are credited (as set out in the records of the CMU) at the close of business on the Clearing System Business Day immediately prior to the date for payment, where "Clearing System Business Day" means a day on which the CMU is operating and open for business.*

## **12 Taxation**

- (a) **Gross up:** All payments of principal and interest in respect of the Notes and the Coupons by or on behalf of the Issuer shall be made free and clear of, and without withholding or deduction for or on account of, any present or future taxes, duties, assessments or governmental charges of whatever nature imposed, levied, collected, withheld or assessed by or on behalf of Hong Kong or any political subdivision therein or any authority therein or thereof having power to tax, unless the withholding or deduction of such taxes, duties, assessments, or governmental charges is required by law. In that event, the Issuer shall pay such additional amounts (the "**Additional Amounts**") as will result in receipt by the Noteholders and the Couponholders after such withholding or deduction of such amounts as would have been received by them had no such withholding or deduction been required, except that no such Additional Amounts shall be payable in respect of any Note or Coupon:
- (i) held by or on behalf of a Holder which is liable to such taxes, duties, assessments or governmental charges in respect of such Note or Coupon by reason of its having some connection with the jurisdiction by which such taxes, duties, assessments or charges have been imposed, levied, collected, withheld or assessed other than the mere holding of the Note or Coupon; or
  - (ii) where the relevant Note or Coupon or Note Certificate is presented or surrendered for payment more than 30 days after the Relevant Date except to the extent that the Holder of such Note or Coupon would have been entitled to such Additional Amounts on presenting or surrendering such Note or Coupon or Note Certificate for payment on the last day of such period of 30 days; or
  - (iii) presented for payment by, or on behalf of a holder who would be able to avoid such withholding or deduction by making a declaration or any other statement including, but not limited to, a declaration of residence or non-residence, but fails to do so.
- (b) **Taxing jurisdiction:** If the Issuer becomes subject at any time to any taxing jurisdiction other than Hong Kong, references in these Conditions to Hong Kong shall be construed as references to Hong Kong and/or such other jurisdiction.
- (c) **Trustee and Agents:** Neither the Trustee nor any Agent shall be responsible for paying any tax, duty, charges, withholding or other payment referred to in this Condition 12 or for determining whether such amounts are payable or the amount thereof, and none of them shall be responsible or liable for any failure by the Issuer, any Noteholder or any third party to pay such tax, duty, charges, withholding or other payment in any jurisdiction or to provide any notice or information to the Trustee or any Agent that would permit, enable or facilitate the payment of any principal, premium (if any), interest or other amount under or in respect of the Notes without deduction or withholding for or on account of any tax, duty, charge, withholding or other payment imposed by or in any jurisdiction.

### 13 Events of Default

If any of the following events (each, an “**Event of Default**”) occurs and is continuing, then the Trustee at its discretion may and, if so requested in writing by Holders of at least one quarter of the aggregate principal amount of the outstanding Notes or if so directed by an Extraordinary Resolution, shall (subject to the Trustee having been indemnified and/or pre-funded and/or provided with security to its satisfaction) give written notice to the Issuer declaring the Notes to be immediately due and payable, whereupon they shall become immediately due and payable at their Early Termination Amount together with accrued interest (if any) without further action or formality:

- (a) **Non-payment:** the Issuer fails to pay any amount of principal in respect of the Notes on the due date for payment thereof and such default continues for a period of 7 days or fails to pay any amount of interest in respect of the Notes on the due date for payment thereof and such default continues for a period of 14 days; or
- (b) **Breach of other obligations:** the Issuer defaults in the performance or observance of any of its other obligations under or in respect of the Notes (other than any obligation for payment of any principal or interest in respect of the Notes) and such default (i) is, in the opinion of the Trustee, incapable of remedy or (ii) being a default which is, in the opinion of the Trustee, capable of remedy, remains unremedied for 45 days after the Trustee has given written notice thereof to the Issuer and requesting the same to be remedied; or
- (c) **Cross-acceleration of Issuer or Principal Subsidiary:**
  - (i) any Indebtedness for Borrowed Money of the Issuer or any of its Principal Subsidiaries is not paid when due or (as the case may be) within any originally applicable grace period;
  - (ii) any such Indebtedness for Borrowed Money of the Issuer or a Principal Subsidiary becomes due and payable prior to its stated maturity otherwise than (x) as a result of a failure by the Issuer or the relevant Principal Subsidiary to make payment when due or within any originally applicable grace period or (y) at the option of the Issuer or (as the case may be) the relevant Principal Subsidiary or (provided that no event of default, howsoever described, has occurred) any Person entitled to such Indebtedness for Borrowed Money; or
  - (iii) the Issuer or any of its Principal Subsidiaries fails to pay when due any amount payable by it under any guarantee of any Indebtedness for Borrowed Money (as extended by any originally applicable grace period),

provided that no such event shall constitute an Event of Default unless the amount of Indebtedness for Borrowed Money referred to in sub-paragraph (i) and/or sub-paragraph (ii) above and/or the amount payable under any guarantee referred to in sub-paragraph (iii) above, individually or in the aggregate, exceeds U.S.\$25,000,000 (or its equivalent in any other currency or currencies); or

- (d) **Unsatisfied judgment:** one or more final judgment(s) of a court of competent jurisdiction for the payment of any amount which individually or in the aggregate exceeds U.S.\$25,000,000 (or its equivalent in foreign currencies) is rendered against the Issuer or any of its Subsidiaries within 30 days from the receipt of notice that such final judgment has been entered against it or an execution is levied on or enforced upon or sued out in pursuance of any judgment against the assets or property of the Issuer or the relevant Subsidiary; or
- (e) **Security enforced:** a secured party takes possession, or a receiver, manager or other similar officer is appointed, of the whole or a substantial part of the undertaking, assets and revenues of the Group and is not discharged within 60 days; or

- (f) **Insolvency etc:** (i) the Issuer or any of its Principal Subsidiaries becomes insolvent or is unable to pay its debts as they fall due, (ii) an administrator or liquidator is appointed (or application for any such appointment is made where such application is not revoked, discharged or dismissed within 60 days of such application) in respect of the Issuer or any of its Principal Subsidiaries or the whole or a substantial part of the undertaking, assets and revenues of the Issuer or any of its Principal Subsidiaries, (iii) the Issuer or any of its Principal Subsidiaries takes any action for a readjustment or deferment of any of its obligations (save for any such readjustment or deferment where the Issuer or the relevant Principal Subsidiary, as applicable is solvent or makes a general assignment or an arrangement or composition with or for the benefit of its creditors in respect of Indebtedness for Borrowed Money or declares a moratorium in respect of any of its Indebtedness for Borrowed Money or any guarantee of any Indebtedness for Borrowed Money given by it) or (iv) the Issuer or any of its Principal Subsidiaries ceases or threatens to cease to carry on all or any substantial part of its business (except, in the case of a Principal Subsidiary, for the purposes of a reconstruction, disposal, sale, union, transfer, merger or amalgamation or other analogous process pursuant to which all or a substantial part of its property, assets and undertaking are transferred to (x) the Issuer or another Subsidiary; or (y) to any third party on an arm's length basis, provided that proceeds of such transfer are transferred to or vested in the Issuer or another Subsidiary); or
- (g) **Winding up etc:** an order is made by a court of competent jurisdiction or an effective resolution is passed for the winding up, liquidation or dissolution of the Issuer or any of its Principal Subsidiaries (except, in the case of a Principal Subsidiary, for the purposes of a reconstruction, disposal, sale, union, transfer, merger or amalgamation or other analogous process pursuant to which all or a substantial part of its property, assets and undertaking are transferred to (x) the Issuer or another Subsidiary; or (y) to any third party on an arm's length basis, provided that proceeds of such transfer are transferred to or vested in the Issuer or another Subsidiary); or
- (h) **Analogous event:** any event occurs which under the laws of Hong Kong has an analogous effect to any of the events referred to in paragraphs (d) to (g) above; or
- (i) **Failure to take action etc:** any action, condition or thing at any time required to be taken, fulfilled or done in order (i) to enable the Issuer lawfully to enter into, exercise its rights and perform and comply with its obligations under and in respect of the Notes or the Trust Deed, (ii) to ensure that those obligations are legal, valid, binding and enforceable and (iii) to make the Notes, the Coupons and the Trust Deed admissible in evidence in the courts of Hong Kong is not taken, fulfilled or done; or
- (j) **Unlawfulness:** it is or will become unlawful for the Issuer to perform or comply with any of its obligations under or in respect of the Notes or the Trust Deed; or
- (k) **Government intervention:** any step is taken by any judicial, governmental, administrative or regulatory authority with a view to the seizure, compulsory acquisition, expropriation or nationalisation of all or a substantial part of the assets of the Group.

## 14 Prescription

Claims for principal in respect of Bearer Notes shall become void unless the relevant Bearer Notes are presented for payment within ten years of the appropriate Relevant Date. Claims for interest in respect of Bearer Notes shall become void unless the relevant Coupons are presented for payment within five years of the appropriate Relevant Date. Claims for principal and interest on redemption in respect of Registered Notes shall become void unless the relevant Note Certificates are surrendered for payment within ten years (in the case of principal) and five years (in the case of interest) of the appropriate Relevant Date.

## **15 Replacement of Notes and Coupons**

If any Note, Note Certificate or Coupon is lost, stolen, mutilated, defaced or destroyed, it may be replaced at the Specified Office of the Principal Paying Agent, in the case of Bearer Notes, or the relevant Registrar, in the case of Registered Notes (and, if the Notes are then admitted to listing, trading and/or quotation by any competent authority, stock exchange and/or quotation system which requires the appointment of a Paying Agent or Transfer Agent in any particular place, the Paying Agent or Transfer Agent having its Specified Office in the place required by such competent authority, stock exchange and/or quotation system), subject to all applicable laws and competent authority, stock exchange and/or quotation system requirements, upon payment by the claimant of the expenses incurred in connection with such replacement and on such terms as to evidence, security, indemnity and otherwise as the Issuer may reasonably require. Mutilated or defaced Notes, Note Certificates or Coupons must be surrendered before replacements will be issued.

## **16 Trustee and Agents**

Under the Trust Deed, the Trustee is entitled to be indemnified and/or secured and/or pre-funded to its satisfaction and relieved from responsibility in certain circumstances and to be paid its fees, costs and expenses in priority to the claims of the Noteholders. In addition, the Trustee is entitled to enter into business transactions with the Issuer and any entity relating to the Issuer without accounting for any profit.

In the exercise of its powers and discretions under these Conditions and the Trust Deed, the Trustee will have regard to the interests of the Noteholders as a class and will not be responsible for any consequence for individual Holders of Notes as a result of such Holders being connected in any way with a particular territory or taxing jurisdiction.

In acting under the Agency Agreement and in connection with the Notes and the Coupons, the Agents act solely as agents of the Issuer and (to the extent provided therein) the Trustee and do not assume any obligations towards or relationship of agency or trust for or with any of the Noteholders or Couponholders.

The initial Agents and their initial Specified Offices are listed below. The initial Calculation Agent (if any) is specified in the relevant Pricing Supplement. The Issuer reserves the right (with the prior approval of the Trustee) at any time to vary or terminate the appointment of any Agent and to appoint a successor principal paying agent, registrar, CMU lodging and paying agent, CMU registrar or calculation agent and additional or successor paying agents; provided, however, that:

- (i) the Issuer shall at all times maintain a principal paying agent and a registrar;
- (ii) the Issuer shall at all times maintain a CMU lodging and paying agent in relation to Notes accepted for clearance through the CMU and (if such Notes are Registered Notes) a CMU registrar;
- (iii) if a Calculation Agent is specified in the relevant Pricing Supplement, the Issuer shall at all times maintain a Calculation Agent; and
- (iv) if and for so long as the Notes are admitted to listing, trading and/or quotation by any competent authority, stock exchange and/or quotation system which requires the appointment of a Paying Agent and/or a Transfer Agent in any particular place, the Issuer shall maintain a Paying Agent and/or a Transfer Agent having its Specified Office in the place required by such competent authority, stock exchange and/or quotation system.

Notice of any change in any of the Agents or in their Specified Offices shall promptly be given by the Issuer to the Noteholders.

## 17 Meetings of Noteholders; Modification and Waiver

- (a) **Meetings of Noteholders:** The Trust Deed contains provisions for convening meetings of Noteholders to consider matters relating to the Notes, including the modification of any provision of these Conditions. Any such modification may be made if sanctioned by an Extraordinary Resolution. Such a meeting may be convened by the Issuer or by the Trustee and shall be convened by the Trustee upon the request in writing of Noteholders holding not less than one-tenth of the aggregate principal amount of the outstanding Notes. The quorum at any meeting convened to vote on an Extraordinary Resolution will be two or more Persons holding or representing one more than half of the aggregate principal amount of the outstanding Notes or, at any adjourned meeting, two or more Persons being or representing Noteholders whatever the principal amount of the Notes held or represented; provided, however, that Reserved Matters may only be sanctioned by an Extraordinary Resolution passed at a meeting of Noteholders at which two or more Persons holding or representing not less than three-quarters or, at any adjourned meeting, one quarter of the aggregate principal amount of the outstanding Notes form a quorum. Any Extraordinary Resolution duly passed at any such meeting shall be binding on all the Noteholders and Couponholders, whether present or not.

In addition, a resolution in writing signed by or on behalf of Noteholders holding not less than 90 per cent. of the aggregate principal amount of the then outstanding Notes who for the time being are entitled to receive notice of a meeting of Noteholders under the Trust Deed will take effect as if it were an Extraordinary Resolution. Such a resolution in writing may be contained in one document or several documents in the same form, each signed by or on behalf of one or more Noteholders.

- (b) **Modification and waiver:** The Trustee may, without the consent of the Noteholders, agree to any modification of these Conditions or the Trust Deed (other than in respect of a Reserved Matter) which is, in the opinion of the Trustee, proper to make if, in the opinion of the Trustee, such modification will not be materially prejudicial to the interests of Noteholders and to any modification of the Notes or the Trust Deed which is of a formal, minor or technical nature or is to correct a manifest error.

In addition, the Trustee may, without the consent of the Noteholders, authorise or waive any proposed breach or breach of the Notes or the Trust Deed (other than a proposed breach or breach relating to the subject of a Reserved Matter) if, in the opinion of the Trustee, the interests of the Noteholders will not be materially prejudiced thereby.

Unless the Trustee agrees otherwise, any such authorisation, waiver or modification shall be binding on the Noteholders and shall be notified to the Noteholders by the Issuer as soon as practicable thereafter.

- (c) **Directions from Noteholders:** Notwithstanding anything to the contrary, the Notes, the Trust Deed and/or the Agency Agreement, whenever the Trustee is required or entitled by the terms or the conditions of the Notes, the Trust Deed and/or the Agency Agreement to exercise any discretion or power, take any action, make any decision or give any direction or certification, the Trustee is entitled, prior to exercising any such discretion or power, taking any such action, making any such decision, or giving any such direction or certification, to seek directions from the Noteholders by way of an Extraordinary Resolution and shall have been indemnified and/or provided with security and/or pre-funded to its satisfaction against all action, proceedings, claims and demands to which it may be or become liable and all costs, charges, damages expenses (including but not limited to legal expenses) and liabilities which may be incurred by it in connection therewith, and the Trustee shall not be responsible for any loss or liability incurred as a result of any delay in it exercising such discretion or power, taking such action, making such decision or giving such direction as a result of seeking such direction or clarification of any such direction from the Noteholders or in the event that no direction or clarification of any such direction is given to the Trustee by the Noteholders.

- (d) **Certificates and reports:** The Trustee may rely, without liability to Noteholders, on a report, confirmation, opinion or certificate or any advice of any lawyers, accountants, financial advisers, financial institution or any other expert, whether or not addressed to it and whether their liability in relation thereto is limited (by its terms or by any engagement letter relating thereto or in any other manner) by reference to a monetary cap, methodology or otherwise. The Trustee may accept and shall be entitled to rely (without further investigation or enquiry) on any such report, confirmation, opinion or certificate or advice and such report, confirmation or certificate or advice shall be binding on the Issuer and the Noteholders.

## 18 Enforcement

The Trustee may at any time, at its discretion and without notice, institute such proceedings as it thinks fit to enforce its rights under the Trust Deed in respect of the Notes, but it shall not be bound to do so unless:

- (i) it has been so requested in writing by the Holders of at least one quarter of the aggregate principal amount of the outstanding Notes or has been so directed by an Extraordinary Resolution; and
- (ii) it has been indemnified and/or provided with security and/or pre-funded to its satisfaction.

No Noteholder shall be entitled to (a) take any steps or action against the Issuer to enforce the performance of any of the provisions of the Trust Deed or the Notes or (b) take any other proceedings (including lodging an appeal in any proceedings) in respect of or concerning the Issuer, in each case unless the Trustee, having become bound to do so, fails to do so within a reasonable time and such failure is continuing.

## 19 Further Issues

The Issuer may from time to time, without the consent of the Noteholders and in accordance with the Trust Deed, create and issue further notes having the same terms and conditions as the Notes in all respects (or in all respects except for the first payment of interest and the timing of the NDRC Post-issue Filing, if applicable) so as to form a single series with the Notes. The Issuer may from time to time create and issue other series of notes having the benefit of the Trust Deed.

## 20 Notices

- (a) **Bearer Notes:** Notices to the Holders of Bearer Notes shall be valid if published in a leading English language daily newspaper published in Hong Kong or, if such publication is not practicable, in a leading English language daily newspaper having general circulation in Asia (which is expected to be the *Asian Wall Street Journal*). Any such notice shall be deemed to have been given on the date of first publication (or if required to be published in more than one newspaper, on the first date on which publication shall have been made in all the required newspapers). Couponholders shall be deemed for all purposes to have notice of the contents of any notice given to the Holders of Bearer Notes.
- (b) **Registered Notes:** Notices to the Holders of Registered Notes shall be sent to them by first class mail (or its equivalent) or (if posted to an overseas address) by airmail at their respective addresses on the Register or, if such publication is not practicable, in a leading English language daily newspaper having general circulation in Asia (which is expected to be the *Asian Wall Street Journal*). Any such notice shall be deemed to have been given on the fourth day after the date of mailing.

*So long as the Notes are represented by a Note in global form (a “Global Note”) or a Note Certificate and such Global Note or Note Certificate is held on behalf of (i) Euroclear or Clearstream or any other clearing system (except as provided in (ii) below), notices to the holders of Notes of that Series may be given by delivery of the relevant notice to that clearing system for communication by it to entitled accountholders in substitution for publication as required by the Conditions, or (ii) the CMU, notices to the holders of Notes of that Series may be given by delivery of the relevant notice to the Persons shown*



*in a CMU Issue Position Report issued by the Hong Kong Monetary Authority on the business day preceding the date of despatch of such notice. Any such notice shall be deemed to have been given to the holders of the Notes on the second day after the day on which the said notice was given to Euroclear, Clearstream, the CMU and/or the alternative clearing system, as the case may be.*

## **21 Rounding**

For the purposes of any calculations referred to in these Conditions (unless otherwise specified in these Conditions or the relevant Pricing Supplement), (a) all percentages resulting from such calculations will be rounded, if necessary, to the nearest one hundred-thousandth of a percentage point (with 0.000005 per cent. being rounded up to 0.00001 per cent.), (b) all United States dollar amounts used in or resulting from such calculations will be rounded to the nearest cent (with one half cent being rounded up), (c) all Japanese Yen amounts used in or resulting from such calculations will be rounded downwards to the next lower whole Japanese Yen amount, and (d) all amounts denominated in any other currency used in or resulting from such calculations will be rounded to the nearest two decimal places in such currency, with 0.005 being rounded upwards.

## **22 Governing Law and Jurisdiction**

- (a) **Governing law:** The Notes and the Trust Deed and all non-contractual obligations arising out of or in connection with the Notes and the Trust Deed are governed by English law.
- (b) **Jurisdiction:** The Issuer has (i) agreed that the courts of Hong Kong shall have exclusive jurisdiction to settle any dispute (a “**Dispute**”) arising out of or in connection with the Notes; (ii) agreed that those courts are the most appropriate and convenient courts to settle any Dispute and, accordingly, that it will not argue that any other courts are more appropriate or convenient; (iii) consented to the enforcement of any judgment; and (iv) to the extent that it may in any jurisdiction claim for itself or its assets immunity from suit, execution, attachment (whether in aid of execution, before judgment or otherwise) or other legal process, and to the extent that in any such jurisdiction there may be attributed to itself or its assets or revenues such immunity (whether or not claimed), agreed not to claim and irrevocably waived such immunity to the full extent permitted by the laws of such jurisdiction. The Trust Deed also states that nothing contained in the Trust Deed prevents the Trustee or any of the Noteholders from taking proceedings relating to a Dispute (“**Proceedings**”) in any other courts with jurisdiction and that, to the extent allowed by law, the Trustee or any of the Noteholders may take concurrent Proceedings in any number of jurisdictions.

## FORM OF PRICING SUPPLEMENT IN RELATION TO NOTES

*The Pricing Supplement in respect of each Tranche of the Notes will be substantially in the following form, duly supplemented (if necessary), amended (if necessary) and completed to reflect the particular terms of the relevant Notes and their issue.*

*Except as otherwise stated in the Pricing Supplement prepared for a particular Tranche of Notes, subject to the disclosures in the “Taxation” section of the Offering Circular, any Notes issued under the Programme shall be regarded as a form of loan capital or debenture under applicable laws.*

### **MiFID II product governance / target market – [appropriate target market legend to be included]**

#### **Option 1: Legend for issuances involving one or more MiFID Firm manufacturers**

**[MiFID II product governance / Professional investors and ECPs only target market** – Solely for the purposes of [the/each] manufacturer’s product approval process, the target market assessment in respect of the Notes has led to the conclusion that: (i) the target market for the Notes is eligible counterparties and professional clients only, each as defined in [Directive 2014/65/EU (as amended, “**MiFID II**”)]**[MiFID II]**; and (ii) all channels for distribution of the Notes to eligible counterparties and professional clients are appropriate. Any person subsequently offering, selling or recommending the Notes (a “**distributor**”) should take into consideration the manufacturer[‘s/s’] target market assessment; however, a distributor subject to MiFID II is responsible for undertaking its own target market assessment in respect of the Notes (by either adopting or refining the manufacturer[‘s/s’] target market assessment) and determining appropriate distribution channels.]

#### **Option 2: Legend for issuances where there is a sole manager that is a MiFID Firm manufacturer (i.e. no syndicate) (and assuming that none of the Issuer, the Guarantor or other credit provider is a MiFID regulated entity)**

**[MiFID II product governance / Professional investors and ECPs only target market** – Solely for the purposes of the manufacturer’s product approval process, the target market assessment in respect of the Notes has led to the conclusion that: (i) the target market for the Notes is eligible counterparties and professional clients only, each as defined in [Directive 2014/65/EU (as amended, “**MiFID II**”)]**[MiFID II]**; and (ii) all channels for distribution of the Notes to eligible counterparties and professional clients are appropriate. Any person subsequently offering, selling or recommending the Notes (a “**distributor**”) should take into consideration the manufacturer’s target market assessment; however, a distributor subject to MiFID II is responsible for undertaking its own target market assessment in respect of the Notes (by either adopting or refining the manufacturer’s target market assessment) and determining appropriate distribution channels.]

### **UK MiFIR product governance / target market – [appropriate target market legend to be included]**

#### **Option 1: Legend for issuances involving one or more UK MiFIR Firm manufacturers**

**[UK MiFIR product governance / Professional investors and ECPs only target market** – Solely for the purposes of [the/each] manufacturer’s product approval process, the target market assessment in respect of the Notes has led to the conclusion that: (i) the target market for the Notes is eligible counterparties, as defined in the FCA Handbook Conduct of Business Sourcebook (“**COBS**”), and professional clients, as defined in Regulation (EU) No 600/2014 as it forms part of domestic law by virtue of the European Union (Withdrawal) Act 2018 (“**UK MiFIR**”) only; and (ii) all channels for distribution of the Notes to eligible counterparties and professional clients are appropriate. Any person subsequently offering, selling or recommending the Notes (a “**distributor**”) should take into consideration the manufacturer[‘s/s’] target market assessment; however, a distributor subject to the FCA Handbook Product Intervention and Product Governance Sourcebook (the “**UK MiFIR Product Governance Rules**”) is responsible for undertaking its own target market assessment in respect

of the Notes (by either adopting or refining the manufacturer[‘s/s’] target market assessment) and determining appropriate distribution channels.]

**Option 2: Legend for issuances where there is a sole manager that is a UK MiFIR Firm manufacturer (i.e. no syndicate) (and assuming that none of the Issuer, the Guarantor or other credit provider is a UK MiFIR regulated entity)**

**[UK MiFIR product governance / Professional investors and ECPs only target market – Solely for the purposes of the manufacturer’s product approval process, the target market assessment in respect of the Notes has led to the conclusion that: (i) the target market for the Notes is eligible counterparties, as defined in the FCA Handbook Conduct of Business Sourcebook (“COBS”), and professional clients, as defined in Regulation (EU) No 600/2014 as it forms part of domestic law by virtue of the European Union (Withdrawal) Act 2018 (“UK MiFIR”) only; and (ii) all channels for distribution of the Notes to eligible counterparties and professional clients are appropriate. Any person subsequently offering, selling or recommending the Notes (a “distributor”) should take into consideration the manufacturer’s target market assessment; however, a distributor subject to the FCA Handbook Product Intervention and Product Governance Sourcebook (the “UK MiFIR Product Governance Rules”) is responsible for undertaking its own target market assessment in respect of the Notes (by either adopting or refining the manufacturer’s target market assessment) and determining appropriate distribution channels.]**

**[PROHIBITION OF SALES TO EEA RETAIL INVESTORS – The Notes are not intended to be offered, sold or otherwise made available to and should not be offered, sold or otherwise made available to any retail investor in the European Economic Area (the “EEA”). For these purposes, a retail investor means a person who is one (or more) of: (i) a retail client as defined in point (11) of Article 4(1) of MiFID II; or (ii) a customer within the meaning of Directive (EU) 2016/97 (the “Insurance Distribution Directive”), where that customer would not qualify as a professional client as defined in point (10) of Article 4(1) of MiFID II; or (iii) not a qualified investor as defined in Regulation (EU) 2017/1129 (the “Prospectus Regulation”). Consequently, no key information document required by Regulation (EU) No 1286/2014 (as amended, the “PRIIPs Regulation”) for offering or selling the Notes or otherwise making them available to retail investors in the EEA has been prepared and therefore offering or selling the Notes or otherwise making them available to any retail investor in the EEA may be unlawful under the PRIIPs Regulation.]**

**[PROHIBITION OF SALES TO UK RETAIL INVESTORS – The Notes are not intended to be offered, sold or otherwise made available to and should not be offered, sold or otherwise made available to any retail investor in the United Kingdom (“UK”). For these purposes, a retail investor means a person who is one (or more) of: (i) a retail client, as defined in point (8) of Article 2 of Regulation (EU) No 2017/565 as it forms part of domestic law by virtue of the European Union (Withdrawal) Act 2018 (“EUWA”); (ii) a customer within the meaning of the provisions of the Financial Services and Markets Act 2000 (the “FSMA”) and any rules or regulations made under the FSMA to implement Directive (EU) 2016/97, where that customer would not qualify as a professional client, as defined in point (8) of Article 2(1) of Regulation (EU) No 600/2014 as it forms part of domestic law by virtue of the EUWA; or (iii) not a qualified investor as defined in Article 2 of Regulation (EU) 2017/1129 as it forms part of domestic law by virtue of the EUWA. Consequently no key information document required by Regulation (EU) No 1286/2014 as it forms part of domestic law by virtue of the EUWA (the “UK PRIIPs Regulation”) for offering or selling the Notes or otherwise making them available to retail investors in the UK has been prepared and therefore offering or selling the Notes or otherwise making them available to any retail investor in the UK may be unlawful under the UK PRIIPs Regulation.]**

**[Singapore Securities and Futures Act Product Classification – Solely for the purposes of its obligations pursuant to sections 30913(1)(a) and 30913(1)(c) of the Securities and Futures Act 2001 (2020 Revised Edition) of Singapore (the “SFA”), the Issuer has determined, and hereby notifies all relevant persons (as defined in Regulation 3(b) of the Securities and Futures (Capital Markets Products) Regulations 2018 (the “SF (CMP)**

**Regulations**)) that the Notes are “prescribed capital markets products” (as defined in the SF (CMP) Regulations) and Excluded Investment Products (as defined in MAS Notice SFA 04-N12: Notice on the Sale of Investment Products and MAS Notice FAA-N16: Notice on Recommendations on Investment Products).]

[This document is for distribution to professional investors (as defined in Chapter 37 of the Rules Governing the Listing of Securities on The Stock Exchange of Hong Kong Limited (the “**Hong Kong Stock Exchange**”)) (“**Professional Investors**”) only.

**Notice to Hong Kong investors: The Issuer confirms that the Notes are intended for purchase by Professional Investors only and will be listed on the Hong Kong Stock Exchange on that basis. Accordingly, the Issuer confirms that the Notes are not appropriate as an investment for retail investors in Hong Kong. Investors should carefully consider the risks involved.**

**The Hong Kong Stock Exchange has not reviewed the contents of this document, other than to ensure that the prescribed form disclaimer and responsibility statements, and a statement limiting distribution of this document to Professional Investors only have been reproduced in this document. Listing of the Programme and the Notes on the Hong Kong Stock Exchange is not to be taken as an indication of the commercial merits or credit quality of the Programme, the Notes, the Issuer (as defined below), the Group or quality of disclosure in this document. Hong Kong Exchanges and Clearing Limited and the Hong Kong Stock Exchange take no responsibility for the contents of this document, make no representation as to its accuracy or completeness and expressly disclaim any liability whatsoever for any loss howsoever arising from or in reliance upon the whole or any part of the contents of this document.**

This document together with the Offering Circular includes particulars given in compliance with the Rules Governing the Listing of Securities on The Stock Exchange of Hong Kong Limited for the purpose of giving information with regard to the Issuer and the Group. The Issuer accepts full responsibility for the accuracy of the information contained in this document and confirms, having made all reasonable enquiries, that to the best of its knowledge and belief there are no other facts the omission of which would make any statement herein misleading.]

**Pricing Supplement dated [●]**

**GLP China Holdings Limited**  
(普洛斯中國控股有限公司)

**Issue of [Aggregate Nominal Amount of Series] [Title of Notes] under  
the HK\$20,000,000,000 Medium Term Note Programme**

This document constitutes the Pricing Supplement relating to the issue of the Notes described herein.

Terms used herein shall be deemed to be defined as such for the purposes of the terms and conditions of the Notes (the “**Conditions**”) set forth in the Offering Circular dated [date]. This Pricing Supplement contains the final terms of the Notes and must be read in conjunction with such Offering Circular [and the supplemental Offering Circular dated [date]].

*[The following alternative language applies if the first tranche of an issue which is being increased was issued under an Offering Circular with an earlier date.*

Terms used herein shall be deemed to be defined as such for the purposes of the terms and conditions of the Notes (the “**Conditions**”) set forth in the Offering Circular dated [original date]. This Pricing Supplement contains the final terms of the Notes and must be read in conjunction with the Offering Circular dated [current date] [and the supplemental Offering Circular dated [date]], save in respect of the Conditions which are extracted from the Offering Circular dated [original date] and are attached hereto.]

[Include whichever of the following apply or specify as “Not Applicable” (N/A). Note that the numbering should remain as set out below, even if “Not Applicable” is indicated for individual paragraphs or subparagraphs. Italics denote guidance for completing the Pricing Supplement.]

The Notes have not been, and will not be, registered under the United States Securities Act of 1933, as amended (the “**Securities Act**”) or with any securities regulatory authority of any state or other jurisdiction of the United States. The Notes may not be offered, sold or delivered within the United States except in certain transactions exempt from the registration requirements of the Securities Act.

- |    |   |  |
|----|---|--|
| 1. | Issuer:   | GLP China Holdings Limited (普洛斯中國控股有限公司)   |
| 2. | (i) Series Number:                              | [●]  |
|    | (ii) Tranche Number:                            | [●]  |
|    | (iii) [Date on which the Notes become fungible: | [Not Applicable]/[The Notes shall be consolidated, form a single series and be interchangeable for trading purposes with the [ <i>identify earlier tranches of Notes</i> ] on [[●]/the Issue Date/exchange of the Temporary Global Note for interests in the Permanent Global Note, as referred to in paragraph 24 below [which is expected to occur on or about [●]]].] |
| 3. | Specified Currency or Currencies:               | [●]  |
| 4. | Aggregate Nominal Amount:                       | [●]  |
|    | (i) [Series:                                    | [●]]   |
|    | (ii) [Tranche:                                  | [●]]   |
| 5. | (i) Issue Price:                                | [●] per cent. of the Aggregate Nominal Amount [plus accrued interest from [ <i>insert date</i> ] ( <i>in the case of fungible issues only, if applicable</i> )]  |
|    | (ii) Net Proceeds                               | [●] [( <i>Required only for listed issues</i> )]   |
| 6. | (i) Specified Denominations <sup>1 2 3</sup> :  | [●]  |
|    | (ii) Calculation Amount:                        | [●]  |
| 7. | (i) Issue Date:                                 | [●]  |
|    | (ii) Interest Commencement                      | [Specify/Issue Date/Not Applicable] Date:  |

---

<sup>1</sup> Notes (including Notes denominated in sterling) in respect of which the issue proceeds are to be accepted by the Issuer in the United Kingdom or whose issue otherwise constitutes a contravention of section 19 of the FSMA and which have a maturity of less than one year and must have a minimum redemption value of £100,000 (or its equivalent in other currencies).

<sup>2</sup> If the specified denomination is expressed to be EUR100,000 or its equivalent and multiples of a lower principal amount (for example EUR1,000), insert the additional wording as follows: EUR100,000 and integral multiples of EUR1,000 in excess thereof up to and including EUR199,000. No Notes in definitive form will be issued with a denomination above EUR199,000. In relation to any issue of the Notes which are a “Global Note exchangeable for Definitive Notes” in circumstances other than “in the limited circumstances specified in the Global Notes”, such Notes may only be issued in denominations equal to, or greater than, EUR100,000 (or equivalent) and multiples thereof.

<sup>3</sup> Notes to be listed on HKSE are required to be traded with board lot size of at least HK\$500,000 (or equivalent in other countries).

8. Maturity Date: *[Specify date or (for Floating Rate Notes)*  
Interest Payment Date falling in or nearest to the relevant month and year]<sup>4</sup>  
*[If the Maturity Date is less than one year from the Issue Date and either (a) the issue proceeds are received by the Issuer in the United Kingdom, or (b) the activity of issuing the Notes is carried on from an establishment maintained by the Issuer in the United Kingdom, (i) the Notes must have a minimum redemption value of £100,000 (or its equivalent in other currencies) and be sold only to “professional investors” or (ii) another applicable exemption from section 19 of the FSMA must be available.]*
9. Interest Basis:  per cent. Fixed Rate]  
*[Specify reference rate]* +/-  per cent. Floating Rate]  
[Zero Coupon]  
[Other (*Specify*)]  
(further particulars specified below)
10. Redemption/Payment Basis: [Redemption at par] [Other (*Specify*)]
11. Change of Interest or Redemption/Payment Basis: *[Specify details of any provision for convertibility of the Notes into another interest or redemption/payment basis]*  
[Not Applicable]
12. Put/Call Options: [Redemption for tax reasons]  
[Redemption for Change of Control]  
[Redemption at the option of the Issuer]  
[Redemption at the option of the Noteholders]  
*[(further particulars specified below)]*
13. [(i) Date of [Board] approval for issuance of Notes obtained:  [and , respectively]]  
*(N.B. Only relevant where Board (or similar) authorisation is required for the particular tranche of Notes)*  
[(ii) Date of regulatory approval for issuance of Notes obtained: Pre-issuance NDRC Registration Certificate dated
14. Listing: [Hong Kong/Other (*specify*)/None](For Notes to be listed on the HKSE, insert the expected effective listing date of the Notes)
15. Method of distribution: [Syndicated/Non-syndicated]

---

<sup>4</sup> Note that for Renminbi or Hong Kong dollar denominated Fixed Rate Notes where Interest Payment Dates are subject to modification it will be necessary to use the second option here.

## PROVISIONS RELATING TO INTEREST (IF ANY) PAYABLE

16. Fixed Rate Note Provisions [Applicable/Not Applicable]
- (If not applicable, delete the remaining sub-paragraphs of this paragraph)*
- (i) Rate[(s)] of Interest: [●] per cent. per annum [payable [annually/semi-annually/quarterly/monthly/other (*specify*)] in arrear]
- (ii) Interest Payment Date(s): [●] in each year [adjusted in accordance with [*specify Business Day Convention and any applicable Business Centre(s) for the definition of "Business Day"*]/not adjusted]
- (iii) Fixed Coupon Amount[(s)]: [●] per Calculation Amount<sup>5</sup>
- (iv) Broken Amount(s): [●] per Calculation Amount, payable on the Interest Payment Date falling [in/on] [●]
- (v) Day Count Fraction: [30/360/Actual/Actual (ICMA/ISDA)/other]
- (vi) Other terms relating to the method of calculating interest for Fixed Rate Notes: [Not Applicable/give *details*]
17. **Floating Rate Note Provisions** [Applicable/Not Applicable]
- (If not applicable, delete the remaining subparagraphs of this paragraph)*
- (i) Interest Period(s): [●]
- (ii) Specified Period: [●]
- (Specified Period and Specified Interest Payment Dates are alternatives. A Specified Period, rather than Specified Interest Payment Dates, will only be relevant if the Business Day Convention is the FRN Convention, Floating Rate Convention or Eurodollar Convention. Otherwise, insert "Not Applicable")*
- (iii) Specified Interest Payment Dates: [●]
- (Specified Period and Specified Interest Payment Dates are alternatives. If the Business Day Convention is the FRN Convention, Floating Rate Convention or Eurodollar Convention, insert "Not Applicable")*
- (iv) First Interest Payment Date: [●]
- (v) Business Day Convention: [Floating Rate Convention/Following Business Day Convention/Modified Following Business Day Convention/Preceding Business Day Convention/FRN

---

<sup>5</sup> For Renminbi or Hong Kong dollar denominated Fixed Rate Notes where the Interest Payment Dates are subject to modification the following alternative wording is appropriate: Each Fixed Coupon Amount shall be calculated by multiplying the product of the Rate of Interest and the Calculation Amount by the Day Count Fraction and rounding the resultant figure to the nearest RMB0.01, RMB0.005 for the case of Renminbi-denominated Fixed Rate Notes and to the nearest HK\$0.01, HK\$0.005 for the case of Hong Kong dollar denominated Fixed Rate Notes, being rounded upwards.

- Convention/Floating Rate Convention/Euroclear  
Convention/other (give details)] [Not Applicable]
- (vi) Additional Business Centre(s): [Not Applicable/give details]
- (vii) Manner in which the Rate(s) of Interest is/are to be determined: [Screen Rate Determination/ISDA Determination/other (give details)]
- (viii) Party responsible for calculating the Rate(s) of Interest and/or Interest Amount(s) (if not the Principal Paying Agent): *[[Name] shall be the Calculation Agent (no need to specify if the Principal Paying Agent is to perform this function)]*
- (ix) Screen Rate Determination:
- Reference Rate: *[For example, EURIBOR or CNH HIBOR]*
  - Interest Determination Date(s): [•]
  - Relevant Screen Page: *[For example, Reuters EURIBOR 01]*
  - Relevant Time: *[For example, 11.00 a.m. Brussels time]*
  - Relevant Financial Centre: *[For example, Euro-zone (where Euro-zone means the region comprised of the countries whose lawful currency is the euro)]*
- (x) ISDA Determination:
- Floating Rate Option: [•]
  - Designated Maturity: [•]
  - Reset Date: [•]
  - [ISDA Definitions [2006]]
- (xi) Margin(s): [+/-][•] per cent. per annum
- (xii) Minimum Rate of Interest: [•] per cent. per annum
- (xiii) Maximum Rate of Interest: [•] per cent. per annum
- (xiv) Day Count Fraction: [•]
- (xv) Fall back provisions, rounding provisions, denominator and any other terms relating to the method of calculating interest on Floating Rate Notes, if different from those set out in the Conditions: [•]
- [If Floating Rate Notes will be issued, fallback provisions and relevant risk factors may be set out in the schedule annexed to this Pricing Supplement, in case of the discontinuation of the relevant benchmarks, or changes in the manner of administration of any benchmarks]*



18. Zero Coupon Note Provisions [Applicable/Not Applicable]
- (If not applicable, delete the remaining sub-paragraphs of this paragraph)*
- (i) [Amortisation/Accrual] Yield: [●] per cent. per annum
- (ii) Reference Price: [●]
- (iii) Day Count Fraction in relation to Early Redemption Amount: [30/360/Actual/Actual (ICMA/ISDA)/other]
- (iv) Any other formula/basis of determining amount payable: [*Consider whether it is necessary to specify a Day Count Fraction for the purposes of Condition 9(i)*]

#### **PROVISIONS RELATING TO REDEMPTION**

19. Call Option [Applicable/Not Applicable]
- (If not applicable, delete the remaining sub-paragraphs of this paragraph)*
- (i) Optional Redemption Date(s): [●]
- (ii) Optional Redemption Amount (Call) of each Note and method, if any, of calculation of such amount(s): [●] per Calculation Amount
- (iii) If redeemable in part:
- (a) Minimum Redemption Amount: [●] per Calculation Amount
- (b) Maximum Redemption Amount: [●] per Calculation Amount
- (iv) Notice period: [●]
20. Change of Control Put [Applicable/Not Applicable]
21. **Put Option** [Applicable/Not Applicable]
- (If not applicable, delete the remaining sub-paragraphs of this paragraph)*
- (i) Optional Redemption Date(s): [●]
- (ii) Optional Redemption Amount (Put) of each Note and method, if any, of calculation of such amount(s): [●] per Calculation Amount
- (iii) Notice period: [●]
22. **Final Redemption Amount** [●] per Calculation Amount
23. **Early Redemption Amount** [Not Applicable]
- Early Redemption Amount(s) per Calculation Amount payable on [*(If each of the Early Redemption Amount (Tax), Early Redemption Amount (Change of Control) and the Early*

redemption for taxation reasons, on change of control or on event of default or other early redemption and/or the method of calculating the same (if required or if different from that set out in the Conditions): *Termination Amount are the principal amount of the Notes/specify the Early Redemption Amount (Tax), Early Redemption Amount (Change of Control) and/or the Early Termination Amount if different from the principal amount of the Notes)*

## GENERAL PROVISIONS APPLICABLE TO THE NOTES

24. Form of the Notes: **Bearer Notes:**<sup>6</sup>
- [Temporary Global Note exchangeable for a Permanent Global Note which is exchangeable for Definitive Notes on [●] days notice/in the limited circumstances specified in the Permanent Global Note]<sup>7</sup>
- [Temporary Global Note exchangeable for Definitive Notes on [●] days notice]<sup>8</sup>
- [Permanent Global Note exchangeable for Definitive Notes on [●] days notice/in the limited circumstances specified in the Permanent Global Note]<sup>9</sup>
- Registered Notes:**
- [Global Note Certificate exchangeable for Individual Note Certificates on [●] days notice/in the limited circumstances described in the Global Note Certificate]<sup>10</sup>
25. Additional Financial Centre(s) or other special provisions relating to payment dates: [Not Applicable/give details]
- [Note that this paragraph relates to the date and place of payment, and not interest period end dates, to which subparagraph 17(vi) relates]
26. Talons for future Coupons to be attached to Definitive Notes (and dates on which such Talons mature): [No/Yes. As the Notes have more than 27 coupon payments, talons may be required if, on exchange into definitive form, more than 27 coupon payment are left.]
27. Details relating to Partly Paid Notes: amount of each payment comprising the Issue Price and date on which each payment is to be made [and consequences (if any) of failure to pay, including any right of the Issuer to [Not Applicable/give details]

<sup>6</sup> Bearer Notes issued in compliance with the D Rules must initially be represented by a Temporary Global Note.

<sup>7</sup> if the Specified Denominations of the Notes in paragraph 6 includes language substantially to the following effect: “EUR100,000 and integral multiples of EUR1,000 in excess thereof up to and including EUR199,000”, the Permanent Global Note shall not be exchangeable on [●] days notice/at any time.

<sup>8</sup> if the Specified Denominations of the Notes in paragraph 6 includes language substantially to the following effect: “EUR100,000 and integral multiples of EUR1,000 in excess thereof up to and including EUR199,000”, the Temporary Global Note shall not be exchangeable on [●] days notice.

<sup>9</sup> if the Specified Denominations of the Notes in paragraph 6 includes language substantially to the following effect: “EUR100,000 and integral multiples of EUR1,000 in excess thereof up to and including EUR199,000”, the Permanent Global Note shall not be exchangeable on [●] days notice/at any time.

<sup>10</sup> if the Specified Denominations of the Notes in paragraph 6 includes language substantially to the following effect: “EUR100,000 and integral multiples of EUR1,000 in excess thereof up to and including EUR199,000”, the Global Note Certificate shall not be exchangeable on [●] days notice.

forfeit the Notes and interest due on late payment]:

28. Details relating to Instalment Notes: amount of each instalment, date on which each payment is to be made: [Not Applicable/*give details*]
29. Redenomination, renominatisation and reconventioning provisions: [Not Applicable/The provisions annexed to this Pricing Supplement apply]
30. Consolidation provisions: [The provisions [in Condition 19 (*Further Issues*)] [annexed to this Pricing Supplement] apply]
31. Any applicable currency disruption/fallback provisions: [Not Applicable/*give details*]
32. Other terms or special conditions: [Not Applicable/*give details*]

### **DISTRIBUTION**

33. (i) If syndicated, names of Managers: [Not Applicable/*give names*]
- (ii) Stabilisation Manager(s) (if any): [Not Applicable/*give names*]
34. If non-syndicated, name and address of Dealer: [Not Applicable/*give name and address*]
35. Total commission and concession:
36. U.S. Selling Restrictions: Reg. S Category [1/2]  
  
*(In the case of Bearer Notes) – [C RULES/D RULES/TEFRA not applicable]<sup>11</sup> The Notes are being offered and sold only in accordance with Regulation S.*
37. Prohibition of Sales to EEA Retail Investors: [Applicable/Not Applicable]  
  
*(If the Notes clearly do not constitute “packaged” products, “Not Applicable” should be specified. If the Notes may constitute “packaged” products and no KID will be prepared, “Applicable” should be specified.)*
38. Prohibition of Sales to UK Retail Investors: [Applicable/Not Applicable]  
  
*(If the Notes clearly do not constitute “packaged” products, “Not Applicable” should be specified. If the Notes may constitute “packaged” products and no KID will be prepared, “Applicable” should be specified.)*

---

<sup>11</sup> TEFRA not applicable may only be used for Registered Notes, or Bearer Notes with a maturity of 365 days or less (taking into account any unilateral rights to extend or rollover). Bearer Notes with a maturity of more than 365 days (taking into account unilateral rights to extend or rollover) that are held through the CMU must be issued in compliance with the C Rules, unless at the time of issuance the CMU and the CMU Lodging and Paying Agent have procedures in place so as to enable compliance with the certification requirements under the D Rules.

39. Additional selling restrictions: [Not Applicable/*give details*]

**OPERATIONAL INFORMATION**

40. ISIN Code: [●]

41. Common Code: [●]

42. Legal Entity Identifier: 254900C6X2D3TGF2CO98

43. CMU Instrument Number: [●]

44. Any clearing system(s) other than Euroclear/Clearstream and the CMU and the relevant identification number(s): [Not Applicable/*give name(s) and number(s)*]

45. Delivery: Delivery [against/free of] payment

46. Additional Paying Agent(s) (if any): [●]

**GENERAL**

47. Private Bank Rebate/Commission: [Applicable/Not Applicable]

*[(To be included if a PB rebate is paid):* In addition, the Issuer has agreed with the Joint Lead Managers that it will pay a commission to certain private banks in connection with the distribution of the Notes to their clients. This commission will be based on the principal amount of the Notes so distributed, and may be deducted from the purchase price for the Notes payable by such private banks upon settlement]

48. The aggregate principal amount of the Notes issued has been translated into Hong Kong dollars at the rate of [●], producing a sum of (for Notes not denominated in Hong Kong dollars): [Not Applicable/HK\$[●]]

49. [Ratings: The Notes to be issued [have been/are expected to be] rated:

[[●]: [●]];

[[●]: [●]]; [and]

(each a “**Rating Agency**”).

If any Rating Agency shall not make a rating of the Notes publicly available, the Issuer shall select and substitute them with [●] or [●] and its successors.]

## HONG KONG SFC CODE OF CONDUCT

50. (i) Rebates: [A rebate of [●] bps is being offered by the [Issuer] to all private banks for orders they place (other than in relation to Notes subscribed by such private banks as principal whereby it is deploying its own balance sheet for onward selling to investors), payable upon closing of this offering based on the principal amount of the Notes distributed by such private banks to investors. Private banks are deemed to be placing an order on a principal basis unless they inform the CMI otherwise. As a result, private banks placing an order on a principal basis (including those deemed as placing an order as principal) will not be entitled to, and will not be paid, the rebate.] / [Not Applicable]
- (ii) Contact email addresses of the Overall Coordinators where underlying investor information in relation to omnibus orders should be sent: [Include relevant contact email addresses of the Overall Coordinators where the underlying investor information should be sent – OCs to provide] / [Not Applicable]
- (iii) Marketing and Investor Targeting Strategy: [if different from the programme OC]

## [USE OF PROCEEDS

Give details if different from the “Use of Proceeds” section in the Offering Circular.]

## [STABILISATION

In connection with the issue of the Notes, [name(s) of Stabilisation Manager(s)] (or persons acting on behalf of [name(s) of Stabilisation Manager(s)]) (the “**Stabilisation Manager[s]**”) may over allot Notes or effect transactions with a view to supporting the market price of the Notes at a level higher than that which might otherwise prevail for a limited period after the Issue Date. However, there is no obligation on such Stabilisation Manager[s] to do this. Such stabilisation, if commenced, may be discontinued at any time, and must be brought to an end after a limited period. Such stabilisation shall be in compliance with all applicable laws, regulations and rules.]

## PURPOSE OF PRICING SUPPLEMENT

This Pricing Supplement comprises the final terms required for issue and admission to trading on the HKSE of the Notes described herein pursuant to the HK\$20,000,000,000 Medium Term Note Programme of the Issuer.

## RESPONSIBILITY

The Issuer accepts responsibility for the information contained in this Pricing Supplement.

Signed on behalf of GLP China Holdings Limited  
(普洛斯中國控股有限公司):

By: \_\_\_\_\_

Duly authorised

Name:

Title:

## SUMMARY OF PROVISIONS RELATING TO THE NOTES WHILE IN GLOBAL FORM

### Bearer Notes

Each Tranche of the Notes to be issued in bearer form (“**Bearer Notes**”) will initially be in the form of either a temporary global note in bearer form (the “**Temporary Global Note**”), without interest coupons, or a permanent global note in bearer form (the “**Permanent Global Note**”), without interest coupons, in each case as specified in the relevant Pricing Supplement. Each Temporary Global Note or, as the case may be, Permanent Global Note (each a “**Global Note**”) will be deposited on or around the issue date of the relevant Tranche of the Notes with a depository or a common depository for Euroclear as operator of the Euroclear System and/or Clearstream and/or a sub-custodian for the CMU and/or any other relevant clearing system.

In the case of each Tranche of Bearer Notes, the relevant Pricing Supplement will also specify whether United States Treasury Regulation §1.163-5(c)(2)(i)(C) (the “**TEFRA C Rules**”) or United States Treasury Regulation §1.163-5(c)(2)(i)(D) (the “**TEFRA D Rules**”) are applicable in relation to the Notes or, if the Notes do not have a maturity of more than 365 days, that neither the TEFRA C Rules nor the TEFRA D Rules are applicable.

### Temporary Global Note exchangeable for Permanent Global Note

If the relevant Pricing Supplement specifies the form of Notes as being “Temporary Global Note exchangeable for a Permanent Global Note”, then the Notes will initially be issued in the form of a Temporary Global Note which will be exchangeable, in whole or in part, for interests in a Permanent Global Note, without interest coupons, from the date (the “**Exchange Date**”) which is 40 days after the issue date of the relevant Tranche of the Notes upon certification as to non-U.S. beneficial ownership. No payments will be made under the Temporary Global Note after the Exchange Date unless exchange for interests in the Permanent Global Note is improperly withheld or refused. In addition, interest payments in respect of the Notes cannot be collected without such certification of non-U.S. beneficial ownership, as described above.

Whenever any interest in the Temporary Global Note is to be exchanged for an interest in a Permanent Global Note, the Issuer shall procure (in the case of first exchange) the delivery of a Permanent Global Note, duly authenticated to the bearer of the Temporary Global Note or (in the case of any subsequent exchange) an increase in the principal amount of the Permanent Global Note in accordance with its terms against:

- (i) presentation and (in the case of final exchange) presentation and surrender of the Temporary Global Note to or to the order of the Principal Paying Agent or the CMU Lodging and Paying Agent, as the case may be; and
- (ii) receipt by the Principal Paying Agent or the CMU Lodging and Paying Agent, as the case may be, of a certificate or certificates of non-U.S. beneficial ownership,

within 7 days of the bearer requesting such exchange. In the case of the CMU, no such exchange will be effected until all relevant accountholders (as set out in a CMU Issue Position Report) (as defined in the rules of the CMU) or any other relevant notification supplied to the CMU Lodging and Paying Agent by the CMU have provided certification of non-U.S. beneficial ownership.

### Temporary Global Note exchangeable for Definitive Notes

If the relevant Pricing Supplement specifies the form of Notes as being “Temporary Global Note exchangeable for Definitive Notes” and also specifies that the TEFRA C Rules are applicable or that neither the TEFRA C Rules nor the TEFRA D Rules are applicable, then the Notes will initially be in the form of a Temporary Global Note which will be exchangeable, in whole but not in part, for Bearer Notes in definitive form (“**Definitive Notes**”) not earlier than 40 days after the issue date of the relevant Tranche of the Notes.

If the relevant Pricing Supplement specifies the form of the Notes as being “Temporary Global Note exchangeable for Definitive Notes” and also specifies that the TEFRA D Rules are applicable, then the Notes will initially be issued in the form of a Temporary Global Note which will be exchangeable, in whole or in part, for Definitive Notes on or after the Exchange Date for the relevant Tranche of the Notes upon certification as to non-U.S. beneficial ownership as described above. Interest payments in respect of the Notes cannot be collected without such certification of non-U.S. beneficial ownership.

Whenever the Temporary Global Note is to be exchanged for Definitive Notes, the Issuer shall procure the prompt delivery (free of charge to the bearer) of such Definitive Notes, duly authenticated and with Coupons and Talons attached (if so specified in the relevant Pricing Supplement), in an aggregate principal amount equal to the principal amount of the Temporary Global Note to the bearer of the Temporary Global Note against the surrender of the Temporary Global Note to or to the order of the Principal Paying Agent or the CMU Lodging and Paying Agent, as the case may be, within 30 days of the bearer requesting such exchange.

#### **Permanent Global Note exchangeable for Definitive Notes**

If the relevant Pricing Supplement specifies the form of Notes as being “Permanent Global Note exchangeable for Definitive Notes”, then the Notes will initially be issued in the form of a Permanent Global Note which will be exchangeable in whole, but not in part, for Definitive Notes:

- (i) on the expiry of such period of notice as may be specified in the relevant Pricing Supplement; or
- (ii) if the relevant Pricing Supplement specifies “in the limited circumstances described in the Permanent Global Note”, then if the Permanent Global Note is held by or on behalf of Euroclear, Clearstream the CMU or any other relevant clearing system:
  - (a) Euroclear or Clearstream the CMU or any other relevant clearing system is closed for business for a continuous period of 14 days (other than by reason of legal holidays) or announces an intention permanently to cease business; or
  - (b) any of the circumstances described in Condition 13 (*Events of Default*) occurs in respect of any Note of the relevant Tranche.

Whenever the Permanent Global Note is to be exchanged for Definitive Notes, the Issuer shall procure the prompt delivery (free of charge to the bearer) of such Definitive Notes, duly authenticated and with Coupons and Talons attached (if so specified in the relevant Pricing Supplement), in an aggregate principal amount equal to the principal amount of Notes represented by the Permanent Global Note to the bearer of the Permanent Global Note against the surrender of the Permanent Global Note to or to the order of the Principal Paying Agent or the CMU Lodging and Paying Agent, as the case may be, within 30 days of the bearer requesting such exchange.

#### **Terms and Conditions applicable to the Notes**

The terms and conditions applicable to any Definitive Note will be endorsed on that Note and will consist of the terms and conditions set out under “*Terms and Conditions of the Notes*” and the provisions of the relevant Pricing Supplement which supplement, amend and/or replace those terms and conditions.

The terms and conditions applicable to any Note in global form will differ from those terms and conditions which would apply to the Note were it in definitive form to the extent described under “*Summary of Provisions Relating to the Notes while in Global Form*” below.



### **Legend concerning United States persons**

In the case of any Tranche of Bearer Notes having a maturity of more than 365 days, the Notes in global form, the Notes in definitive form and any Coupons and Talons appertaining thereto will bear a legend to the following effect:

*“Any United States person who holds this obligation will be subject to limitations under the United States income tax laws, including the limitations provided in Sections 165(j) and 1287(a) of the Internal Revenue Code.”*

### **Registered Notes**

Each Tranche of Notes in registered form (“**Registered Notes**”) will be represented by either:

- (i) individual Certificates in registered form (“**Individual Certificates**”); or
- (ii) one or more unrestricted global certificates (“**Global Certificate(s)**”), in each case as specified in the relevant Pricing Supplement.

Each Note represented by a Global Certificate will be registered in the name of a common depository (or its nominee) for Euroclear and/or Clearstream and/or a sub-custodian for the CMU and/or any other relevant clearing system, and the relevant Global Certificate will be deposited on or about the issue date with the common depository and/or a sub-custodian for the CMU.

If the relevant Pricing Supplement specifies the form of Notes as being Individual Certificates, then the Notes will at all times be represented by Individual Certificates issued to each Noteholder in respect of their respective holdings.

### **Global Certificate exchangeable for Individual Certificates**

If the relevant Pricing Supplement specifies the form of Notes as being “Global Certificate exchangeable for Individual Certificates”, then the Notes will initially be represented by one or more Global Certificates, each of which will be exchangeable in whole, but not in part, for Individual Certificates:

- (i) on the expiry of such period of notice as may be specified in the relevant Pricing Supplement; or
- (ii) if the relevant Pricing Supplement specifies “in the limited circumstances described in the Global Certificate”, then:
  - (a) in the case of any Global Certificate held by or on behalf of Euroclear and/or Clearstream, the CMU and/or any other clearing system, if Euroclear, Clearstream, the CMU or any other relevant clearing system is closed for business for a continuous period of 14 days (other than by reason of legal holidays) or announces an intention permanently to cease business; and
  - (b) in any case, if any of the circumstances described in Condition 13 (*Events of Default*) occurs in respect of any Note of the relevant Tranche.

Whenever a Global Certificate is to be exchanged for Individual Certificates, each person having an interest in a Global Certificate must provide the relevant Registrar (through the relevant clearing system) with such information as the Issuer and the relevant Registrar may require to complete and deliver Individual Certificates (including the name and address of each person in which the Notes represented by the Individual Certificates are to be registered and the principal amount of each such person’s holding).

Whenever a Global Certificate is to be exchanged for Individual Certificates, the Issuer shall procure that Individual Certificates will be issued in an aggregate principal amount equal to the principal amount of the Global Certificate within five business days of the delivery, by or on behalf of the registered holder of the

Global Certificate to the relevant Registrar of such information as is required to complete and deliver such Individual Certificates against the surrender of the Global Certificate at the specified office of the relevant Registrar.

Such exchange will be effected in accordance with the provisions of the Trust Deed and the Agency Agreement and the regulations concerning the transfer and registration of Notes scheduled to the Agency Agreement and, in particular, shall be effected without charge to any holder, but against such indemnity as the relevant Registrar may require in respect of any tax or other duty of whatsoever nature which may be levied or imposed in connection with such exchange.

### **Terms and Conditions applicable to the Notes**

The terms and conditions applicable to any Individual Certificate will be endorsed on that Individual Certificate and will consist of the terms and conditions set out under “*Terms and Conditions of the Notes*” below and the provisions of the relevant Pricing Supplement which supplement, amend and/or replace those terms and conditions.

The terms and conditions applicable to any Global Certificate will differ from those terms and conditions which would apply to the Note were it in definitive form to the extent described under “*Summary of Provisions relating to the Notes while in Global Form*” below.

### **Summary of Provisions relating to the Notes while in Global Form**

#### **Clearing System Accountholders**

In relation to any Tranche of Notes represented by a Global Note, references in the Terms and Conditions to “Noteholder” are references to the bearer of the relevant Global Note which, for so long as the Global Note is held by a depositary or a common depositary for Euroclear and/or Clearstream and/or a sub-custodian for the CMU and/or any other relevant clearing system, will be that depositary, common depositary or, as the case may be, sub-custodian.

In relation to any Tranche of Notes represented by one or more Global Certificates, references in the Conditions to “Noteholder” are references to the person in whose name the relevant Global Certificate is for the time being registered in the Register which (a) in the case of any Global Certificate which is lodged with a sub-custodian for or registered with the CMU, will be the HKMA; or (b) in the case of any Global Certificate which is held by or on behalf of a depositary or a common depositary for Euroclear and/or Clearstream and/or any other relevant clearing system, will be that depositary or common depositary or, a nominee for that depositary or common depositary.

Each of the persons shown in the records of Euroclear, Clearstream and/or any other relevant clearing system as being entitled to an interest in a Global Note or a Global Certificate (each an “**Accountholder**”) must look solely to Euroclear, Clearstream and/or such other relevant clearing system (as the case may be) for such Accountholder’s share of each payment made by the Issuer to the holder of such Global Note or Global Certificate and in relation to all other rights arising under such Global Note or Global Certificate. The extent to which, and the manner in which, Accountholders may exercise any rights arising under a Global Note or Global Certificate will be determined by the respective rules and procedures of Euroclear and Clearstream and any other relevant clearing system from time to time. For so long as the relevant Notes are represented by a Global Note or Global Certificate, Accountholders shall have no claim directly against the Issuer in respect of payments due under the Notes and such obligations of the Issuer will be discharged by payment to the holder of such Global Note or Global Certificate.

If a Global Note or a Global Certificate is lodged with a sub-custodian for or registered with the CMU, the person(s) for whose account(s) interests in such Global Note or Global Certificate are credited as being held in

the CMU in accordance with the rules of the CMU shall be the only person(s) entitled or, in the case of Registered Notes, directed or deemed by the CMU as entitled to receive payments in respect of the Notes represented by such Global Note or Global Certificate and the Issuer will be discharged by payment to, or to the order of, such person(s) for whose account(s) interests in such Global Note or Global Certificate are credited as being held in the CMU in respect of each amount so paid. Each of the persons shown in the records of the CMU, as the beneficial holder of a particular nominal amount of the Notes represented by such Global Note or Global Certificate must look solely to the CMU Lodging and Paying Agent for his share of each payment so made by the Issuer in respect of such Global Note or Global Certificate.

### **Transfers of Interests in Global Notes and Global Certificates**

Transfers of interests in Global Notes and Global Certificates within Euroclear and Clearstream, the CMU or any other relevant clearing system will be in accordance with their respective rules and operating procedures. None of the Issuer, the Trustee, any of the Registrars, the Dealers or the Agents will have any responsibility or liability for any aspect of the records of any Euroclear and Clearstream, the CMU or any other relevant clearing system or any of their respective participants relating to payments made on account of beneficial ownership interests in a Global Note or Global Certificate or for maintaining, supervising or reviewing any of the records of Euroclear and Clearstream, the CMU or any other relevant clearing system or the records of their respective participants relating to such beneficial ownership interests.

The laws of some states of the United States require that certain persons receive individual certificates in respect of their holdings of Notes. Consequently, the ability to transfer interests in a Global Certificate to such persons will be limited. Because clearing systems only act on behalf of participants, who in turn act on behalf of indirect participants, the ability of a person having an interest in a Global Certificate to pledge such interest to persons or entities which do not participate in the relevant clearing systems, or otherwise take actions in respect of such interest, may be affected by the lack of an Individual Certificate representing such interest.

On or after the issue date for any Series, transfers of Notes of such Series between accountholders in Euroclear and/or Clearstream will generally have a settlement date three business days after the trade date (T+3). The customary arrangements for delivery versus payment will apply to such transfers.

Although Euroclear and Clearstream have agreed to the foregoing procedures in order to facilitate transfers of interests in the Global Certificates among participants and accountholders of Euroclear and Clearstream, they are under no obligation to perform or continue to perform such procedures, and such procedures may be discontinued at any time. None of the Issuer, any of the Registrars, the Dealers, the Trustee or the Agents will have any responsibility for the performance by Euroclear or Clearstream or their respective direct or indirect participants or accountholders of their respective obligations under the rules and procedures governing their respective operations.

While a Global Certificate is lodged with Euroclear, Clearstream, the CMU or any relevant clearing system, Individual Certificates for the relevant Series of Notes will not be eligible for clearing and settlement through such clearing systems.

### **Conditions applicable to Global Notes and Global Certificates**

Each Global Note and Global Certificate will contain provisions which modify the Terms and Conditions as they apply to the Global Note or Global Certificate. The following is a summary of certain of those provisions:

*Payments:* All payments in respect of the Global Note or Global Certificate which, according to the Terms and Conditions, require presentation and/or surrender of a Note, Certificate or Coupon will be made against presentation and (in the case of payment of principal in full with all interest accrued thereon) surrender of the Global Note or Global Certificate to or to the order of any Paying Agent and will be effective to satisfy and discharge the corresponding liabilities of the Issuer in respect of the Notes. On each occasion on which a

payment of principal or interest is made in respect of the Global Note, the Issuer shall procure that the payment is noted in a schedule thereto.

*Payment Business Day:* in the case of a Global Note or a Global Certificate, shall be: if the currency of payment is euro, any day which is a TARGET Settlement Day and a day on which dealings in foreign currencies may be carried on in each (if any) Additional Financial Centre; or, if the currency of payment is not euro, any day which is a day on which dealings in foreign currencies may be carried on in the Principal Financial Centre of the currency of payment and in each (if any) Additional Financial Centre.

*Payment Record Date:* Each payment in respect of a Global Certificate will be made to the person shown as the Holder in the Register at the close of business (in the relevant clearing system) on the Clearing System Business Day before the due date for such payment (the “**Record Date**”) where “Clearing System Business Day” means a day on which each clearing system for which the Global Certificate is being held is open for business.

*Exercise of put option:* In order to exercise the option contained in Condition 9(c) (*Redemption and Purchase — Redemption for Change of Control*) or Condition 9(f) (*Redemption and Purchase — Redemption at the option of Noteholders*), the bearer of a Permanent Global Note or the holder of a Global Certificate must, within the period specified in the Conditions for the deposit of the relevant Note and put notice, give written notice of such exercise to the Principal Paying Agent or, as the case may be, the CMU Lodging and Paying Agent, specifying the principal amount of the Notes in respect of which such option is being exercised. Any such notice will be irrevocable and may not be withdrawn.

*Partial exercise of call option:* In connection with an exercise of the option contained in Condition 9(d) (*Redemption and Purchase — Redemption at the option of the Issuer*), in relation to some only of the Notes, the Permanent Global Note or Global Certificate may be redeemed in part in the principal amount specified by the Issuer in accordance with the Conditions and the Notes to be redeemed will not be selected as provided in the Conditions but in accordance with the rules and procedures of Euroclear and/or Clearstream or the CMU (as the case may be) (to be reflected in the records of Euroclear and/or Clearstream or the CMU (as the case may be) as either a pool factor or a reduction in principal amount, at their discretion).

*Notices:* Notwithstanding Condition 20 (*Notices*), while all the Notes are represented by a Permanent Global Note (or by a Permanent Global Note and/or a Temporary Global Note) or a Global Certificate and the Permanent Global Note is (or the Permanent Global Note and/or the Temporary Global Note are), or the Global Certificate is, (i) deposited with a depository or a common depository for Euroclear and/or Clearstream and/or any other relevant clearing system, notices to Noteholders may be given by delivery of the relevant notice to Euroclear and/or Clearstream and/or any other relevant clearing system and, in any case, such notices shall be deemed to have been given to the Noteholders in accordance with Condition 20 (*Notices*) on the date of delivery to Euroclear and/or Clearstream and/or any other relevant clearing system or (ii) deposited with a sub-custodian for the CMU, notices to Noteholders may be given by delivery of the relevant notice to the CMU in substitution for publication as required by the Conditions or by delivery of the relevant notice to the Noteholders, and any such notice shall be deemed to have been given to the Noteholders on the day on which such notice is delivered to the CMU.

## **USE OF PROCEEDS**

The net proceeds from the offering of each series of Notes will be used for (i) general corporate purposes and (ii) refinancing of existing indebtedness. If, in respect of any particular issue, there is a particular identified use of proceeds, this will be stated in the applicable Pricing Supplement.

## CAPITALISATION AND INDEBTEDNESS

The following table sets out the Issuer's capitalisation and indebtedness as derived from the audited consolidated financial statements of the Issuer as at and for the year ended 31 December 2022. The following table should be read in conjunction with the audited consolidated financial statements of the Issuer as at and for the year ended 31 December 2022 and the notes thereto included in this Offering Circular.

<b>As at 31 December 2022</b>	
<i>(US\$ '000)</i>	
<b>Borrowings — current portion</b>	
Loans and borrowings .....	2,104,844
Loans from joint ventures .....	2,829
Loans from non-controlling interests .....	32,105
<b>Borrowings — non-current portion</b>	
Loans and borrowings .....	7,616,493
Loans from non-controlling interests .....	406
Loans from third parties .....	2,348
<b>Total borrowings<sup>(1)</sup></b> .....	<b>9,759,025</b>
<b>Total equity<sup>(2)</sup></b> .....	<b>14,113,818</b>
<b>Total capitalisation<sup>(3)</sup></b> .....	<b>23,872,843</b>

Notes:

- (1) Total borrowings equal to total current and non-current borrowings.
- (2) Total equity includes share capital and reserves attributable to owners of the Issuer.
- (3) Total capitalisation includes total borrowings plus total equity.

From time to time, the Issuer may issue debt or other securities in various currencies and in different markets depending on market conditions.

There has been no significant adverse change to the total capitalisation and indebtedness of the Group since 31 December 2022.

## DESCRIPTION OF THE GROUP

### OVERVIEW

The Group is a leading global business builder, owner, developer and operator of logistics real estate, data centres, renewable energy and related technologies. The Group believes that its deep expertise and operational insights allows it to build and scale high-quality businesses and create value for its customers.

The Group is the investor, developer and operator of approximately 450 facilities for logistics and supply chain operations, research and development, high-end manufacturing, data centres and renewable energy, across 70 cities in China. The Group is an early mover in investing in technologies and innovations to enhance its assets and has built a highly competitive business ecosystem that enables its customers and partners' growth. The Group is leading the way in adopting and supporting the latest innovations that improve operational efficiency and create value for its customers and investors.

The Group launched its data centre business in 2018, aiming to deliver efficient and resilient digital infrastructure safely and securely to its customers across the globe. The Group is currently one of the leading independent data centre operators in China with assets that will deliver approximately 1,400 MW of IT load capacity upon completion. For the year ended 31 December 2022, the Group secured the largest built-to-suit data centre contract in China from a leading domestic internet company.

The Group continues to drive the energy transition and meet clean energy demand by investing, developing, and operating assets across the renewable energy value chains. As at 31 December 2022, the total solar capacity of the Group-backed Pufeng New Energy that installs rooftop solar panels across the Group's and third-party properties, has reached 1 GW.

### History

On 15 October 2013, Blear Services Limited established Iowa China Offshore Holdings (Hong Kong) Limited in Hong Kong (Companies Registrar number 1980082). At registry, the Company had a share capital of one share and equity capital of HK\$10,000. As at 31 December 2022, the Company has issued 6,950,825,000 ordinary shares with a total share capital of approximately US\$6.95 billion.

On 24 October 2013, Blear Services Limited transferred its entire share capital for HK\$1 to CLH Limited, a wholly-owned subsidiary of GLP. Since then, GLP has held 100 per cent. of the Company through its control of CLH Limited.

CLH Limited is registered in the Cayman Islands, and holds all of GLP's shareholding interests in logistics and warehousing companies in the PRC via many direct holding companies registered in Barbados, Singapore and Hong Kong. GLPH Limited is also registered in the Cayman Islands, and, through a Barbados-registered direct holding company, controls 100 per cent. of GLP's PRC warehousing development and management company, GLP Investment (Shanghai) Co., Ltd. CLH Limited and GLPH Limited are both wholly-owned subsidiaries of GLP.

On 18 February 2014, GLP entered into a strategic agreement with a strategic investment team to further expand and develop its modern logistics business in the PRC. In accordance with the strategic agreement, GLP completed the restructuring of its PRC assets and businesses on 22 May 2014, to which GLP transferred to the Company all PRC businesses, assets and liabilities under CLH Limited; all PRC development projects and business functions under GLPH Limited in the PRC (such as business management, talent development, financial and investment management and marketing and sales); and US\$4,600,564,752 from GLP Investment (Shanghai) Co., Ltd. As such, the Company became the holding company of all of GLP's PRC warehouse development companies and business management companies. Concurrently, the Company issued

4,600,564,752 ordinary shares to CLH Limited, by which CLH Limited became the parent company of the Company.

On 24 September 2014, all investments made by the strategic investors into the Company were completed. Concurrent to GLP restructuring its PRC assets and businesses, the strategic investment team injected US\$2,103,750,000 into the Company via Khangai Company Limited and Khangai II Company Limited and obtained 2,095,089,422 ordinary shares of the Company, thus becoming a shareholder of 30.15 per cent. of the Company's issued shares. Khangai Company Limited and Khangai II Company Limited are aligned with the Company's strategies. Simultaneously, GLP Associates (I) Limited and GLP Associates (II) LLC<sup>12</sup> also injected US\$253,750,000 into the Company and obtained 252,787,714 ordinary shares of the Company, thus becoming a shareholder of an estimated 3.64 per cent. of the Company's issued shares. As a result, the Company's paid-in capital increased to US\$6.958 billion, and CLH Limited's shareholding of the Company decreased from 100 per cent. to 66.21 per cent.

In February 2022, CLH Limited, Khangai Company Limited and Khangai II Company Limited entered into a share purchase agreement, pursuant to which Khangai Company Limited transferred 789,750,000 issued shares of the Company and Khangai II Company Limited transferred 467,303,653 issued shares of the Company to CLH Limited, as a result of which CLH Limited has held 5,857,618,406 shares of the Company, representing an increase of shareholding to 84.30 per cent. while Khangai Company Limited and Khangai II Company Limited have reduced their shareholding in the Company to 7.58 per cent. and 4.48 per cent. respectively after the completion of share transfer on 8 February 2022. In March 2022, CLH Limited entered into a share purchase agreement to transfer 1,257,053,653 shares of the Company to its related corporation. As at the date of this Offering Circular, such share transfer is still in progress.

As at the date of this Offering Circular, the Company's largest shareholder is CLH Limited holding 84.30 per cent. of the Company's shares. GLP holds 100.00 per cent. of the shares of CLH Limited, which means that GLP indirectly holds 84.30 per cent. of the Company's shares through CLH Limited.

As at 31 December 2022, the Group's total assets was approximately US\$38.5 billion.

### Corporate Milestones

Calendar Year	Event
2002-2004	Prologis (predecessor of GLP) established presence in China – Suzhou, Shanghai and Guangzhou Established its first park – Suzhou GLP Logistics Park and China set Suzhou GLP Logistics Park as the first pilot centre of the first B-type bonded logistics centre
2005-2007	Established its first port project – GLP Lingang International Logistics Park Established a network of 18 major logistics hubs in China
2008	Designated by the Chinese Olympic Committee as the exclusive Olympic logistics distribution centre
2009	Prologis separated its Chinese and Japanese business and GLP was formed therefrom
2010-2011	Acquired shares in a domestic large-scale logistics company to further expand the market

<sup>12</sup> GLP Associates (I) Limited and GLP Associates (II) LLC are both shareholding companies established for the purpose of the Issuer to implement employee stock ownership plans in the future.



<b>Calendar Year</b>	<b>Event</b>
	GLP listed on the main board of Singapore Exchange Securities Trading Limited on 18 October 2010, the largest IPO project in Singapore since 1993
2012	Established strategic partnerships with a number of large Chinese companies
2013	Iowa China Offshore Holdings (Hong Kong) Limited was incorporated to handle GLP's business and operations in China.
2014-2016	US\$2.5 billion landmark agreement with a consortium of Chinese state-owned enterprises and leading financial institutions starting from 2014
2016-2017	First international company to issue panda bonds on both the Shanghai Stock Exchange and China's Interbank Market
2018	GLP delisted from the main board of the Singapore Exchange Securities Trading Limited in January Iowa China Offshore Holdings (Hong Kong) Limited was renamed GLP China Holdings Limited
2019	The Issuer established a strategic investment partnership with China Merchants Group in which the Issuer will acquire a 50 per cent. stake in China Merchants Capital
2022	The Issuer disposed seed assets of its managed funds to other related party of GLP and underwent fund management business restructuring

## **RECOGNITION AND AWARDS**

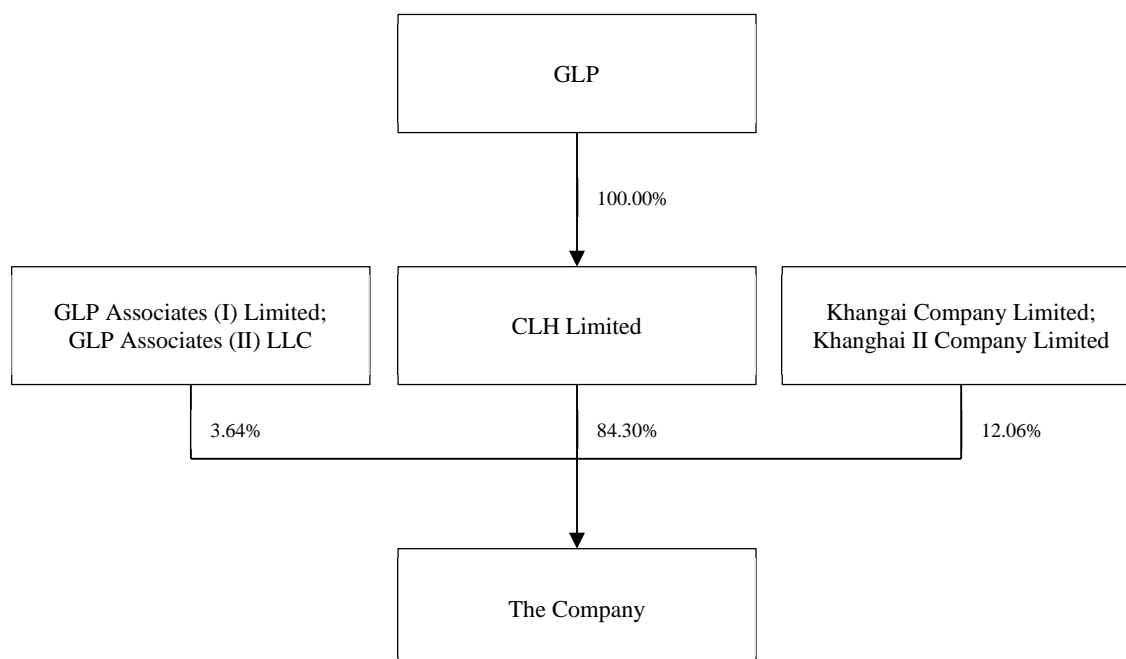
In recognition of the Group's outstanding development and the high quality of its projects, the Group has received numerous awards and recognitions for its operations.

<b>Calendar Year</b>	<b>Award / Recognition</b>
2022	AsianInvestor Asset Management Awards 2022- Best Real Estate Manager "China Top Employer 2023" by the Top Employer Institute GLP China IDC won "Green Practice Performance Award" by China Business News GLP China IDC won the "2022 China IDC Excellent Service Provider Award" at the 17th China IDC Industry Annual Ceremony GLP's Asset Services Platform is recognized by KPMG as one of its "2022 China PropTech 50" companies GLP FinTech was awarded the "Best Sustainable Trade and Supply Chain Finance Project in China" by The Asian Banker GLP FinTech was recognized as one of the "KPMG China 2022 Fintech Companies Top 50"
2021	PERE Awards 2021 - Logistics Investor of the Year: Asia Finance Asia "Achievement 2021" Yicai the Corporate Social Responsibility Ranking in China - ESG 2021 First of Top 10 Logistics Parks - China Federation of Logistics & Purchasing Outstanding Corporate Bond Issuer in Bond Market 2021, Outstanding Infrastructure Public REITs Participant and Outstanding Initiator in Asset Securitization Business - Shanghai Stock Exchange

<b>Calendar Year</b>	<b>Award / Recognition</b>
	2021 Best Infrastructure Public REITs Award - The 6th Annual China Real Estate Securitization Summit
	“GLP IDC multi system Prefabrication Technology” won “the First Prize of Data Centre 2021 Scientific and Technological Achievements” on The 9th CDCC Data Centre Standards Summit
2020	Asian Investor Asset Management Awards 2020 – Best Asset Manager Euromoney Real Estate Awards 2020 – Best Industrial/Warehouse Developer (China and Japan)
2019	The Issuer was awarded the following six Global PERE Awards: Global Firm of the Year, Global Logistics Investor of the Year, Global Industry Figure of the Year, Europe Firm of the Year, Asia Firm of the Year and China Firm of the Year  GLP was awarded the following awards at Euromoney Real Estate Awards 2019: Best Industrial/Warehouse Developer (Asia, Brazil and Japan), Best Overall Developer (Brazil and Japan) and Best Innovative Green Developer (Japan)
2018	Development of the LEED Gold project in China for Adidas (GLP Park Suzhou)
2017	Euromoney Real Estate Awards 2017 – Best Industrial/Warehouse Developer (China)  Development of the first LEED Gold project in China for BMW China (R&D Centre Beijing)
2016	Renminbi Bond of the Year for the Group’s RMB1.5 billion Panda Bond recognised at the IFR Asia Awards 2016  Euromoney Real Estate Awards 2015 – Best Industrial/Warehouse Developer (China)
2014	Euromoney Real Estate Awards 2014 – Best Industrial/Warehouse Developer (China)  Global PERE Awards – Asia Capital Raise of the Year for landmark US\$2.5 billion China consortium agreement
2013	Euromoney Real Estate Awards 2013 - Best Industrial/Warehouse Developer (China)  24 parks are named as “Five – Star Warehouse Properties” recognised by the China Association of Warehouses and Storage  2012-2013 “Customer Satisfaction Award” China E-commerce Logistics Service Supplier for GLP Park Chengdu and Dianshanhu recognised by the China Federation of Logistics & Purchasing  Outstanding Chinese Logistics Park Operators awarded by the China Electronic Commerce Association  2013 Chinese Outstanding Logistics Enterprise awarded by the China Federation of Logistics & Purchasing

## **STRUCTURE OF THE COMPANY**

The following chart sets out the simplified shareholding and corporate structure of the Group as at the date of this Offering Circular:



## THE GROUP'S STRENGTHS

The Group believes that it has the following competitive strengths:

### Strong shareholder support and integration with GLP

The Group's parent and controlling shareholder, GLP, is a global leader in providing logistics solutions and modern logistics and warehousing facilities. With strong shareholder support and integration with GLP, the Group believes that it has a competitive advantage over its competitors and will be able to continue leveraging support from its relationship with GLP and its subsidiaries and affiliates to further enhance its competitiveness to meet its customer's needs, improving management capabilities and corporate governance and further strengthening the Group's brand equity and credibility. GLP has global operations across Brazil, China, Europe, India, Japan, the United States and Vietnam.

With 84.30 per cent. of the Company's share capital under GLP's ownership, GLP provides strong shareholder support to the Group and sets the key strategies of the Group. The commonality of shareholders (such as Hopu Logistics Investment Management ("HOPU") and Bank of China) at both the GLP and Group levels also ensures further alignment of strategy and focus for the Group. At the operational level, while the Company is responsible for the day-to-day management and operations of the Group and has its own investment committee and decision-making process, these remain guided by GLP. The Group also shares the same capital allocation, risk management structure and risk return threshold methodology as GLP, which aims to deliver strong returns for all stakeholders through the creation of synergies between the logistics ecosystem and operations. In relation to management, five out of six of the Group's directors are executive committee members of GLP, and the board of directors of the Group is supported by a senior management team with members who have been serving in GLP since its establishment.

The Group believes that it has a competitive advantage derived from the continued strong support from GLP in terms of its brand name and expertise in the logistics and warehousing facilities industry. The GLP brand is recognised internationally and is associated with quality, responsiveness and excellence, which provides a strong platform for the Group to further attract both well-known international and domestic customers. In

addition, GLP's shareholders such as HOPU, Bank of China, China Vanke Group and Hillhouse assist the Group with strengthening both GLP's and the Group's client base. The Group's high historical customer retention ratios, which, in turn, reflect customer demand for the facilities and services that the Group provides, are a strong reflection of the competitive advantages of the Group.

### **The Group is one of the largest providers in the PRC of modern logistics and warehousing facilities and integrated logistical solutions for its customers**

As a leading business builder, owner, developer and operator of logistics real estate, data centres, renewable energy and related technologies, the Group's deep expertise and operational insights allows it to build and scale high-quality businesses and create value for its customers, which offers the Group a number of strategic benefits:

- “Network effect” – the geographic reach of the Group's network and the number, size, location and quality of its facilities allows customers to expand within its parks as well as across the Group's network locations as their businesses grow.
- Diversified earnings base – the scale of the Group's network helps it to achieve revenue diversity, with established customers spread over seven end-user industry sectors as at 31 December 2022, as well as geographic coverage comprising logistics and supply chain operations, research and development, high-end manufacturing, data centres and renewable energy facilities across 70 cities in China.
- Economies of scale – being a leading provider of modern logistics and warehousing facilities in the PRC offers the Group cost efficiencies in terms of negotiating construction contracts and facility management contracts, and optimising personnel resources and information systems.
- “Smart Logistics Ecosystem” – the Group is pioneering the creation of a comprehensive logistics ecosystem for the future by utilising the latest technology and big data to provide solutions to its customers through the use of automation and robotics, data analytics, software solutions and site selection tools, the “Smart Logistics Ecosystem” approach leverages technology and data, takes into account critical details of the supply chain (including warehouse space) and offers both space and technology-led solutions that drive value for its customers. With a portfolio of warehousing assets and customer demand as pillars, the Group is well placed to establish a platform for the broader logistics ecosystem and extract value from the logistics value chain.

The Group's extensive experience and in-depth knowledge of its tenants also allows it to deliver integrated value-added logistical solutions and distinguish itself from its competitors. Leveraging on its network and resources, the Group works closely with its existing and potential tenants early in its project development process to help its customers improve their supply chains, increase efficiency and serve the market more competitively by connecting them with solutions through the creation of a logistics ecosystem that utilises the latest technology, data and service offerings to drive value for its customers. As a result of its close collaboration with its tenants and its dedication in providing value-added solutions, the Group has built a distinguished and well-recognised brand image in the logistics and warehousing facilities industry in the PRC.

### **The PRC's growing logistics markets provides the Group with attractive opportunities for growth and strengthening of market position**

The increasingly developed and established logistics and warehousing market in the PRC allows the Group to derive from its China portfolio (“China Portfolio”) positive and stable cash flows and a recurring source of capital for expansion. The Group's modern logistics and warehousing facilities in the PRC have experienced consistently high leasing ratios since 2016. At the same time, the PRC logistics and warehousing market also presents an attractive opportunity for growth for the Group, driven by the following factors:

- Strong growth in gross domestic product (“GDP”) and disposable income translates into strong demand for logistics and warehousing facilities: With a large and growing middle-income population, China is becoming one of the world’s largest consumer markets. According to the Premier’s government work report at the National People’s Congress, China sets GDP growth target of around 5 per cent. for 2023. The stable GDP growth is fundamental to sustained robust demand for logistics and warehousing facilities. In addition, compared with other modern developed countries, per capita high-end storage area in China is still relatively low. Hence, Chinese logistic real estate market is forecast for high growth potential in the long run. The Group’s portfolio comprises logistics and supply chain operations, research and development, high-end manufacturing, data centres and renewable energy facilities across 70 cities in China as at 31 December 2022, with plans for further expansion into other cities within China. As at 31 December 2022, the Group owns and manages a sizeable portfolio of 50 million square metres gross floor area (“GFA”) across China. Its portfolio contains completed and stabilised properties valued at US\$31.0 billion, representing over 82 per cent. of its total logistic and supply chain assets with a strong lease rate of 88 per cent. and a robust occupancy ratio of 85 per cent.
- Logistics land supply has been on the constraint for years, particularly in core markets. In the long run, the Group is better positioned to weather any unforeseen headwinds as a result of its multi-asset class exposure and market leadership entrenched by its portfolios of premier location assets.
- Growth of e-commerce in China: Online sales have grown exponentially during the COVID-19 pandemic, which has also accelerated the development of omni-channel supply chains for various businesses, such as fashion, fresh food, pharmaceuticals, etc. The growing penetration of e-commerce business has brought new demand for modern logistics facilities. The share of total logistics leased area of the Group’s e-commerce business increased from 47 per cent. as at 31 December 2021, to over 43 per cent. as at 31 December 2022. The net increase in leased area reached 1.7 million square metres during the year ended 31 December 2022, which was primarily driven by e-commerce acceleration and supply chain resilience which continues to generate demand for modern, institutional-grade logistics facilities in key markets. The Company expects the rapid growth in e-commerce in China to continue and accordingly drive demand for modern logistics and warehousing facilities and increase the focus on last-mile deliveries.

### **Prudent financial management and strong balance sheet with defensive growth**

The Group has implemented prudential financial management policies that have enabled it to maintain a good credit profile, disciplined investment approach and strong balance sheet with defensive growth. Maintaining a conservative gearing ratio and long weighted average debt maturity, ensuring a high interest coverage ratio, pursuing a natural hedging policy and expanding its lender base to afford the Group wider financial flexibility are part of the Group’s commitment to its prudential financial management.

The Group benefits from access to diversified and multi-channel financing channels, including but not limited to bilateral loans, syndicated loans, the capital markets, investment funds and other borrowings and equity. The Group constantly monitors its current and expected liquidity requirements and compliance with borrowing covenants to ensure sufficient cash reserves and adequate committed facilities to satisfy its short-term and long-term liquidity requirements. The Group has good relationships with its commercial lenders, which include some of the largest commercial banks in the PRC and well-known international banks.

As at 31 December 2020, 2021 and 2022, the Group had US\$1,160.8 million, US\$716.9 million and US\$1,489.4 million, respectively, in cash and cash equivalents and had a gearing ratio (expressed as a percentage of total

debt<sup>13</sup> over total assets) of 31.5 per cent., 24.6 per cent. and 26.5 per cent., respectively. Further, the Group's total external debt (expressed as the total of loans and borrowings, loans from non-controlling interests, loans from third parties and lease liabilities) as at 31 December 2020, 2021 and 2022 are US\$10,323.7 million, US\$8,447.6 million and US\$10,048.8 million, respectively. The Group's net external debt (expressed as the difference between total external debt and cash and cash equivalents) as at 31 December 2020, 2021 and 2022 are US\$9,163.0 million, US\$7,730.7 million and US\$8,559.4 million, respectively. The Group had an interest coverage ratio (expressed as a ratio of EBITDA over total borrowing costs) of 4.82x, 6.27x and 5.13x for the years ended 31 December 2020, 2021 and 2022, respectively.

In addition, compared to commercial property segments, the inherent characteristics of the modern logistics and warehousing facility sector, coupled with the Group's efficient development practices, result in shorter gestation and cash conversion cycles. In the Group's experience, the cost and time required to develop and stabilise a typical logistics and warehousing facility is substantially less than the cost and time required to develop and stabilise typical retail and office properties. As such, the Group is able to realise its cash returns earlier compared to commercial property segments, and these recurring cash flows can be re-invested to accelerate growth in the business. This lowers the risk exposure of the Group's business to exogenous factors such as economic cycles. A shorter cash conversion cycle also provides the Group with the advantage of being able to be adequately funded and have the flexibility to adjust its operations according to demand conditions.

### **High quality and diversified customer base characterised by strong long-term customer relationships**

The Group's network is well diversified by tenant mix as well as by geographical presence within the PRC. The Group leases its facilities to a broad range of Fortune Global 500 firms, large- and mid-sized, multi-national and domestic customers, including e-commerce companies, third-party logistics providers, retailers, manufacturers, importers/exporters and others. These customers serve end-users in a large variety of industries, including electronics, fast-moving consumer goods, retail/fast food chains, general logistics services, auto parts, pharmaceuticals/medical instruments and machinery. In terms of geographical presence, the Group has properties located across 70 cities and markets within China. The Group owns and manages a sizeable portfolio of 50 million square metres GFA across China as at 31 December 2022. The Group has plans for further expansion of the Group's network into other cities within the PRC. The Group has been able to establish strong long-term customer relationships in key sectors such as the e-commerce, auto, pharmaceutical and third-party logistics industries, which continue to generate repeated business for the Group. As at 31 December 2022, the Group has a strong lease rate of 88 per cent. and a robust occupancy ratio of 85 per cent., approximately 69 per cent. of the leased areas were occupied by multi-location customers and approximately 58 per cent. of new leases in the PRC are with existing customers of the Group. The Group's high quality and diversified customer base is a strong reflection of the Group's distinguished reputation in the logistics and warehousing facilities industry, which also provides it with a strong platform for growth and further strengthening of its market position.

### **High quality properties with strong lease profile**

The Group's modern logistics and warehousing facilities are characterised by large floor areas, high ceilings, wide column spacing, high load capacity, spacious and modern loading docks, easy track access as well as enhanced safety systems and other value-added features. The Group has a strong lease expiry profile for its portfolio by revenue. As at 31 December 2022, approximately 80 per cent. of the Group's leases will expire after year 2023. With respect to the China Portfolio, the average lease ratios for completed and stabilised logistics and warehousing properties for the years ended 31 December 2020, 2021 and 2022 were 87.0 per cent.,

---

<sup>13</sup> Consisting loans and borrowings, loans from non-controlling interest, loans from third parties, loans from joint ventures and lease liabilities in the 2021 Audited Consolidated Financial Statements and the 2022 Audited Consolidated Financial Statements.

88.5 per cent. and 88.2 per cent., respectively. The weighted average lease expiry (“WALE”) for such completed and stabilised logistics properties as at 31 December 2022 was approximately 1.94 years.

### **Well-established track record and network**

The Group has a well-established track record, a commitment to excellence and in-depth local market knowledge. The Group adopts a research-driven, disciplined, institutionalised investment process for each development. As part of the Group’s approach to development, the Group conducts extensive feasibility studies and fosters close working relationships with local governments to develop master plans for parks in the markets where it operates. The Group is closely involved in the project development process of each development to ensure adherence to development schedules and to ensure that facilities are built in line with specifications. Post development, the Group provides ongoing asset and property management, customer services and maintenance checks.

As at 31 December 2022, the Group had established its network in logistics and supply chain operations, research and development, high-end manufacturing, data centres and renewable energy facilities across 70 cities, with plans for further expansion into other cities within China. The Group’s completed portfolio has continued to grow significantly since 2004. For the years ended 31 December 2020, 2021 and 2022, the Group had 31.7 million square metres, 37.0 million square metres and 38.3 million square metres, respectively, of completed properties (including the completed and stabilised properties and the completed and pre-stabilised properties).

### **Strong corporate governance and experienced management team**

The Company has high standards of corporate governance in place and operates in accordance with global logistics and warehousing industry best practices. In addition to the Audit department, related departments such as Commercial, Asset Service and Finance monitor project operations, which send monthly operation reports to the Company’s management team. The management team evaluates projects according to a pre-agreed and consistent set of investment criteria. The Company’s management team comprises industry specialists with public company experience and knowledge of global logistics and warehousing industry best practices, and notably includes:

- *Mei, Ming Z*, a director of the Company since June 2014, is also the Co-founder and the Chief Executive Officer of GLP. He was formerly the chief executive officer of Prologis for PRC and Asian Emerging Markets where he opened Prologis’ first PRC office in 2003 and built up its operations in the PRC. Mr Mei has extensive experience in various business sectors, including but not limited to real estate, land acquisition, construction and asset acquisition.
- *Zhuge Teresa*, a director of the Company since July 2014, is Vice Chairman of the Company and oversees fund management, financial services and capital deployment and leads negotiations for the Company’s acquisitions and strategic projects. Ms. Zhuge previously served as the Co-President and Chief Financial Officer of the Company. Ms. Zhuge was deputy CFO of SZITIC Commercial Properties and also worked with Morgan Stanley Properties China and Deloitte.
- *Michihiro Higashi*, a director of the Company since June 2014, is also the Chief Strategy Officer of the Company and is in charge of overseeing and setting the investment strategy for the Company. He is also responsible for managing and establishing strategic alliances in the PRC. Mr. Michihiro was formerly Senior Vice President and Head of Investment of the Company and helped to grow the Company business relating to Japanese customers.
- *Mok Victor*, a director of the Company since November 2016, is also the Chairman and CEO of the Company’s Asset Services Platform, a rapidly growing business within the Group that focuses on creating value through all stages of an asset’s life-cycle, from project planning and design to the

integration of facility services and technology using Internet of Things, artificial intelligence, robotics and big data to improve operation efficiency and service levels for customers. Mr. Mok previously served as the Co-President of the Logistics and Industrial Real Estate and the Chief Commercial Officer of the Company. Prior to joining the Group, Mr. Mok was CEO, North Asia, of DHL Supply Chain and worked for Cathay Pacific Airways and Expeditors International in various executive roles. Mr. Mok has close to three decades of experience in the aviation and logistics industries.

The Company's senior management has significant international logistics and warehousing property development and management experience.

## **THE GROUP'S BUSINESS STRATEGIES**

The Group intends to implement the following principal strategies to support the further development of its business:

### **Continue to invest in and leverage big data, Internet of Things, artificial intelligence and other technologies to build smart parks and promote cutting-edge innovation in the logistics and warehousing industry in the PRC**

The Group has built a distinguished brand image with high quality and best-in-class logistics and warehousing facilities and is committed to providing its customers with best-in-class, state-of-the-art logistics facilities. The Group believes that its research-driven and disciplined investment process has enabled it to build logistics and warehousing facilities in strategic locations across the PRC which meet the evolving needs and demands of its customers. The Group is committed to developing intelligent, energy-efficient and environmentally-friendly facilities, with features such as energy-efficient lighting and equipment, waste water management systems and expansive green areas.

The core strengths of the Group's logistics and warehousing facilities include (i) strict compliance with premium logistics and warehousing facilities design specifications, including loading capacity, area size, structure, fire protection and security measurements; (ii) proprietary park design with an aim at maximising the efficiency of its tenants' operations; (iii) national coverage with standardised design, allowing its tenants to easily replicate and expand across different locations; (iv) convenient locations with established transportation infrastructure such as highways, railways, ports and airports; and (v) professional property management services to support the operations of tenants on a 24-hours-a-day and seven-days-a-week basis.

The Group aims to incubate new sources of demand (for example, small businesses) through participation in the logistics ecosystem development and capitalising on its strong brand reputation and broad product and geographic offering of its logistics and warehousing facilities across the PRC, thereby attracting prospective tenants that have never leased its logistics and warehousing facilities. In particular, the Group utilises the industry-specific sales force it has established in view of its future expansion within the PRC. Currently, the Group has leasing teams specialising in (i) electronics and retailers, (ii) third-party logistics providers, (iii) delivery companies, (iv) pharmaceuticals and cold storage, (v) the automobile industry and (vi) manufacturers and others, all comprising personnel with relevant industry background. The Group believes these specialised teams understand the needs of prospective tenants and are therefore able to devise and execute effective sales strategies.

The Group promotes cutting-edge innovation in the logistics and warehousing industry to improve operation efficiency and service levels for customer. The Group implements technical solutions ranging from smart parks, smart warehouses to financial supervision warehouses, and continuously promotes the improvement of logistics efficiency and business prosperity. The Group will continue to invest in logistics-related technologies and



industries, gradually expands the industrial ecology, creates a new era of logistics ecosystem, and explores more high-growth investment opportunities for its customers, investors and partners.

### **Further improve big data new infrastructure industry services and provide comprehensive solutions for safe, efficient, green and intelligent data centres**

The Group is committed to developing big data new infrastructure industry services and providing comprehensive solutions for safe, efficient, green and intelligent data centres.

Leveraging on the collaboration of the professional operation management team and the Group's ecosystem, the Group provides customers in cloud computing, the internet, finance and governmental enterprise industries with a one-stop comprehensive solution, which covers solutions from data centre pre-planning and design, development and construction, fund raising to post-operation management. Through such one-stop comprehensive solution, the Group provides life-cycle value-added services to help its customers build data centres with high availability, high reliability and efficient operation management. The Group aims to further empower the digital transformation of the industry and boost the high-quality development of the digital economy.

Since entering the data centre industry, the Group has been committed to building energy-saving and environmentally friendly green data centres and continuously improving energy efficiency. Through the improvement of technology and management and the collaboration with ecological partners, the Group aims to integrate the concept of sustainable development into all stages of data centre business development and operation, and fully apply renewable energy in order to further unlock the "carbon neutrality" path for the development of the data centres industry.

### **Actively expand the "new energy" business and create an energy Internet that providing new energy assets management and service**

Aiming to promote carbon neutrality, the Group actively expands the business of new energy, make green new energy a standard configuration of modern infrastructure and industrial chain, and improve the energy utilization efficiency of projects operation.

The Group has adopted a new model for its new energy development, i.e., a "one body and two wings" model consisting of strategic investment, asset construction and operation management. With a view of the four dimensions of source, network, capacity and storage and on the basis of owning and controlling the power generation and energy storage assets, the Group has formed a vertical, all-round and flexible market strategy through the provision of technological and digital operations and load-side services as well as the collaboration with the power grid, which will ultimately serve the application scenarios of green and smart cities and create an energy Internet that providing new energy assets management and service.

### **Strengthen the Group's market leadership position and capitalise on the increasing market opportunities within the PRC**

The Group intends to continue to focus on strengthening its market leadership, the performance of its existing assets and the timely delivery of its development projects within the PRC and to capitalise on the increasing opportunities within the PRC. With the commitment on building a globally competitive industrial cluster in the three major fields of supply chain, big data and new energy, the Group's strategies in the PRC market are as follows:

- **Combine assets and service to build an industrial service ecosystem:** With a growing presence of logistics and supply chain operations, research and development, high-end manufacturing, data centres and renewable energy facilities across 70 cities in China as at 31 December 2022, the Group's customers can benefit from the Group's ability to offer them logistics and supply chain, big data infrastructure and

renewable energy solutions in multiple cities to which they plan to expand. Based on the infrastructure portfolio, the Group aims to build an industrial service ecosystem that combines assets and services and empowers technology and innovation in order to create greater value for its customers, investors and business partners. The Group is fully committed to leading the industry's cutting-edge thinking, promoting industrial upgrading, driving the development of industrial ecology and achieving a more efficient economic operation.

- **Continue to develop new energy business:** the Group will continue to vigorously develop new energy business, especially new energy assets and services such as solar energy, wind energy, energy storage, charging and swapping infrastructure. The Group aims to steadily promote the replacement of traditional energy with green energy covering scenarios in big logistics, supply chain and big data infrastructure related industrial services. In addition, the Group is committed to reduce carbon emissions through various technological innovations, aiming to cooperate with the upstream and downstream of the industrial chain to achieve zero-carbon operation and the goal of carbon neutrality.
- **Capitalise on the fast-growing and strong demand for modern logistics and warehousing facilities in the PRC:** With an already established presence in the PRC and with further plans for expansion in the PRC, the Group strives to leverage on its market leading position and to continue to capitalise on the fast-growing and strong demand for modern logistics and warehousing facilities in the PRC. The Group also works with the ecological companies it invested in to reduce redundancy and waste through technological innovation, improve industrial efficiency, and continuously improve the safety and comfort of the working environment of employees in logistics, transportation and other industries through technology, automation and intelligence.
- **Continue to pursue the Group's long-term growth strategy of expanding its footprint in the PRC:** In furthering the Group's long-term growth strategy of organic growth and to ensure that it has sufficient land resources available, the Group will continue to acquire existing logistics and warehousing facilities and adopt a conservative approach in the pursuit of additional land bank in strategic locations and cities particularly in the Tier 1 and Tier 1.5 cities in the PRC through strategic partnerships with state-owned enterprises and private companies and acquisitions in the second-hand markets. In addition, the Group will continue to actively explore new opportunities and emerging trends that the Group can engage in and leverage its strong management expertise and diverse existing network of customer relationships. Taken together with the Group's strong liquidity position and the privatisation of GLP from the Singapore Exchange Securities Trading Limited in January 2018 which the Group firmly believes will afford both GLP and itself with more flexibility going forward to further its business plans, the Group is well positioned to pursue its long-term growth strategy. Moreover, the Group will continue to provide employees and the community with new opportunities and new impetus for development and improvement, and create a "more efficient society & better life". The Group is committed to continue to promote regional economic development and urban renewal and upgrading, create employment opportunities, optimize the working environment and support small and medium-sized enterprises in terms of financing and industrial upgrading.

### **Strategically recycle capital and assets to create and enhance shareholder value**

The Group plans to strategically recycle capital and assets to create and enhance shareholder value. The Group strives to utilise the strong recurring income streams from its completed facilities, to drive near-term expansion and growth. The Group will also monitor market trends and opportunities to (i) free up its capital by monetising completed projects through establishing and injecting such completed projects into investment vehicles, and (ii) explore strategic options to unlock and maximise value in its existing businesses, including acquisitions, disposal, restructuring or spin-off, in relation to one or more business segments of the Group. The Group regularly considers and evaluates such proposals from time to time in a commercial and prudent and measured

manner, taking into consideration a range of internal and external factors, including the strategic priorities and objectives of GLP, the Group's parent and controlling shareholder. This will also provide an additional source of funds to spur the Group's growth, in particular where the proceeds of the recycled capital and assets from mature, stabilised properties could be used to fund new developments. As an example, GLP C-REIT was listed on Shanghai Stock Exchange in June 2021, which provides the Group with a long-term capital vehicle for capital recycling in China.

### **Leverage and continue to build the Group's strong recurring income**

The development of modern logistics facilities is one of the Group's key engines of growth, and it generates regular and recurring profit for the Group's earnings stream. For the year ended 31 December 2022, the Group delivered US\$750 million development projects or 1.4 million square metres GFA (including the properties held by the funds under the Group's management) despite lockdowns and restrictions imposed due to COVID-19, with an overall 21 per cent. development margin and achieved an overall stabilisation margin of 39 per cent. The Group believes that the expected recurring income from such activities will allow it to build a strong cash flow position.

### **High priority on operating and governing with best business practices standards**

The Group places a high priority on operating with best business practices standards, with a well-governed platform based on transparency and with consideration for social, environmental, and corporate responsibilities to its customers and communities.

- **Sustainability:** The Group optimises sustainability of its new developments through green design initiatives, positioning its properties to minimise their environmental impact while providing long-term benefits to its customers and the local community. In addition, to reduce its customers' costs and contribute to a greener environment, the Group's warehouses are equipped with energy-efficient technology, such as energy-efficient lighting, waste water management systems, expansive green areas, and solar panels on the rooftops of its buildings.
- **Social responsibility:** Throughout the development, construction and operational phases of each property, the Group is careful to guard against any breaches of human rights and ensure that its work conditions comply with the relevant laws and regulations. The Group also selects its partners carefully and mitigates risks through constant and thorough monitoring of activities on its sites. The management believes that, as a result of these initiatives, financial and reputational risks to its customers, properties and investors are reduced, while its image is enhanced.
- **Governance and transparency:** The Group believes that effective corporate governance is critical to its success. Hence, the Group establishes robust processes and standard operating procedures to minimise the risk of errors while remaining transparent and accountable to its investment partners and other stakeholders. Wherever possible, the Group minimises conflicts of interest through the use of both technology and independent third parties.

## **PRINCIPAL BUSINESS ACTIVITIES**

The Group is a leading global business builder, owner, developer and operator of logistics real estate, data centres, renewable energy and related technologies. The Group believes that its deep expertise and operational insights allows it to build and scale high quality and create value for its customers.

The Group is the investor, developer and operator of approximately 450 facilities for logistics and supply chain operations, research and development, high-end manufacturing, data centres and renewable energy, across 70 cities in China. The Group is an early mover in investing in technologies and innovations to enhance its assets

and has built a highly competitive business ecosystem that enables its customers and partners' growth. The Group is leading the way in adopting and supporting the latest innovations that improve operational efficiency and create value for its customers and investors.

The following table sets out the Group's total operating income derived from rental for industrial logistics infrastructure and other business segments for the years ended 31 December 2020, 2021 and 2022:

Item	For the year ended 31 December					
	2020		2021		2022	
	Total operating income	Proportion	Total operating income	Proportion	Total operating income	Proportion
	<i>(US\$ million)</i>					
Rental for industrial logistics infrastructure.....	87,904.8	76.50%	101,054.0	79.35%	85,105.1	70.61%
Other business segments .....	27,007.6	23.50%	26,297.2	20.65%	35,425.9	29.39%
<b>Total operating income .....</b>	<b>114,912.4</b>	<b>100.0%</b>	<b>127,351.2</b>	<b>100.0%</b>	<b>120,531.0</b>	<b>100.00%</b>

The following table sets out the Group's total operating costs for rental for industrial logistics infrastructure and other business segments for the years ended 31 December 2020, 2021 and 2022:

Item	For the year ended 31 December					
	2020		2021		2022	
	Total operating costs	Proportion	Total operating costs	Proportion	Total operating costs	Proportion
	<i>(US\$ million)</i>					
Rental for industrial logistics infrastructure.....	23,130.0	57.14%	26,962.5	69.96%	22,087.6	39.10%
Other business segments .....	17,353.0	42.86%	11,579.0	30.04%	34,397.3	60.90%
<b>Total operating costs.....</b>	<b>40,483.0</b>	<b>100.0%</b>	<b>38,541.5</b>	<b>100.0%</b>	<b>56,484.9</b>	<b>100.00%</b>

The following table sets out the Group's total gross profit derived from rental for industrial logistics infrastructure and other business segments for the years ended 31 December 2020, 2021 and 2022:

Item	For the year ended 31 December					
	2020		2021		2022	
	Total gross profit	Proportion	Total gross profit	Proportion	Total gross profit	Proportion
	<i>(US\$ million)</i>					
Rental for industrial logistics infrastructure.....	64,774.8	87.03%	74,091.5	83.43%	63,017.5	98.39%
Other business segments .....	9,654.6	12.97%	14,718.2	16.57%	1,028.6	1.61%
<b>Total gross profit.....</b>	<b>74,429.4</b>	<b>100.0%</b>	<b>88,809.7</b>	<b>100.0%</b>	<b>64,046.1</b>	<b>100.00%</b>

The Company's warehousing business maintained a high rental level. For the years ended 31 December 2020, 2021 and 2022, the leasing ratios of the completed stable properties were 87.0 per cent., 88.5 per cent. and 88.2 per cent., respectively. The average rental level has been growing constantly. For the years ended 31 December 2020, 2021 and 2022, the average rental of the Company's warehousing facilities were RMB36.3/square metre/month, RMB36.4/square metre/month and RMB36.5/square metre/month, respectively.

### **Development of modern logistics and warehousing facilities**

The Group's China Portfolio was set up in 2003, and the Group has since built up a significant land bank of strategically located sites within key logistics hubs and near major seaports, airports, transportation hubs or industrial zones. The China Portfolio was initially focused on the cities of Shanghai, Beijing, Guangzhou and Shenzhen, as well as the industrial city of Suzhou, which represented the major hubs of economic activity in China. The Group has since gradually expanded into key gateway cities such as Qingdao, Tianjin, Hangzhou, Nanjing, Shenyang and Chengdu, where demand for modern logistics and warehousing facilities is supported by rapid growth in local GDP and consumption.

In China, the Group tries to acquire the best locations available to build logistics and warehousing facilities. On occasion, it also purchases existing facilities, generally with a view towards refurbishing, expanding and modernising or replacing them, or to form joint ventures with local governments, economic zones or port authorities to secure rights to large, strategically located sites. At times, the Group has also acquired and leased out facilities without additional renovation. As at 31 December 2022, the WALE of the Group's completed and stabilised logistics properties in China was approximately 1.94 years.

The Group is one of the largest providers of modern logistics and warehousing facilities in China and has an absolute leading position in the modern warehousing field. The Group can provide its customers with a full suite of solutions and products related to modern logistics and warehousing facilities, including multi-tenant logistics and warehousing facility development and design, customised warehouse design and construction, and acquisition and leasebacks.

Most of the Group's properties in China offer the following key features that the Company believes characterise modern logistics and warehousing facilities:

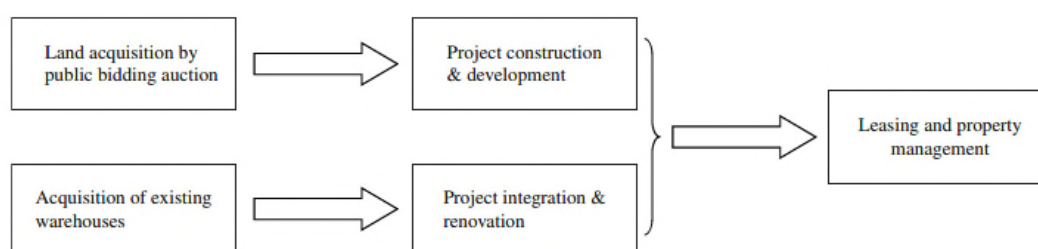
- storage safety: security and surveillance features, proper ventilation and basic fire-fighting features such as sprinkler systems;
- optimal space utilisation: large floor areas, high ceilings, wide column spacing, high load capacity, spacious and modern loading docks and easy track access;
- high operating efficiency: spacious loading and parking areas equipped with modern loading docks;
- convenient and optimal location to enable its customers to achieve savings on their transportation costs; and
- flexibility to provide customised features such as office space, air-conditioning and refrigeration/freezing.

The Group constructs new facilities and develops integrated logistics solutions to meet market demand and serve its customers' needs, thereby helping its customers improve their supply chain, increase their efficiency and competitiveness as well as generate significant value through development.

### **Overall operating mode of the Group's warehousing projects**

The current warehousing project development model of the Group is based on market demand, that is, the Group researches and investigates, selects and acquires the land by bidding, auction and listing, facilities designing, engaging in pre-marketing construction financing, construction and/or renovation of the park on it and provides

the supporting logistics and warehousing facilities, and ultimately leases it to the customers and requests the dedicated asset management team for logistics consulting services. In addition, although land supply in key markets in China has continued to tighten, the Group is well placed given its local strategic relationships. The Group's strategy is to pursue scarce land resources in cities through strategic partnerships with state-owned enterprises and private sellers. For the year ended 31 December 2022, the Group delivered US\$750.0 million development projects or 1.4 million square metres GFA (including the properties held by the funds under its management) despite lockdowns and restrictions imposed due to COVID-19, with an overall 21 per cent. development margin, and achieved an overall stabilisation margin of 39 per cent.



The Group owns and manages a sizeable portfolio of 50 million square metres GFA across China. The Group's portfolio contains completed and stabilised properties valued at US\$31 billion, representing over 82 per cent. of its logistic and supply chain assets with a strong lease rate of 88 per cent. and a robust occupancy ratio of 85 per cent. as of 31 December 2022.

The following table sets out the Group's warehousing assets portfolio as at or for the years ended 31 December 2020, 2021 and 2022:

	For the year ended 31 December		
	2020	2021	2022
	(million sq. m.)		
<b>Warehousing assets portfolio</b>			
Completed and stabilised properties <sup>(1)</sup> .....	29.1	33.3	37.1
Completed and pre-stabilised properties <sup>(2)</sup> .....	2.7	3.7	1.2
Properties under development or pending repositioning .....	5.2	6.8	5.9
Land reserves .....	6.4	4.8	5.4

Notes:

- (1) "Completed and stabilised" property refers to the warehousing property projects that meet one of the two conditions: completed for one year or lease ratio over 90.0 per cent.
- (2) "Completed and pre-stabilised" property refers to the warehousing property projects that have been completed for less than one year and the lease ratio is below 90.0 per cent. The modern warehousing industry generally describes the state of the warehousing property by these two expressions.

The following table sets out the leasing statistics of the Group's completed and stabilised properties as at the years ended 31 December 2020, 2021 and 2022:

Item	For the year ended 31 December		
	2020	2021	2022
	<i>(million sq. m.)</i>		
Total GFA (completed and stabilised properties) .....	29.1	33.3	37.1
GFA available for lease (completed and stabilised properties).....	28.8	33.0	36.6
Actual GFA under lease (completed and stabilised properties).....	25.1	29.4	32.2

Whether the Group acquires land or existing logistics and warehousing facilities depends on several factors. An investment decision-making committee considers factors such as the per capita GDP of each region, the rental level of parks in the local market, internal rate of return, project budget and future cash flow of the planned investment area. When the Group acquires land from the government directly (i.e. by public bidding auction), local governments will consider the integrated operational capabilities of the potential investor and to what extent the potential investor could contribute to the local economy. By virtue of its strong modern logistics warehousing operational capabilities, the Group has obtained land with optimal integration plans. When the Group acquires existing land or parks owed by other entities, they are willing to deal with the Group on the basis of the Group's good reputation and professionalism.

The following table sets out the Group's land reserves as at or for the years ended 31 December 2020, 2021 and 2022:

Item	For the year ended 31 December		
	2020	2021	2022
	<i>(million sq. m.)</i>		
Newly acquired land reserves site area .....	2.4	3.2	1.2
Newly acquired land reserves gross floor area.....	1.9	3.0	1.1
Land reserves site area at the end of the financial year .....	8.1	5.3	5.7
Land reserves gross floor area at the end of the financial year .....	6.4	4.8	5.4

As at 31 December 2022, the business layout of the Company's main land acquisition or acquisition of existing facilities was mainly in the coastal capital cities and cities with upswing economy, as well as in the main transportation hub zones of Tier 1 and Tier 1.5 cities.

The following table summarises the Group's regional land reserves in the PRC as at 31 December 2022:

Cut-off Date	Region in PRC	Estimated GFA	Site Area
		<i>(million sq. m.)</i>	
31 December 2022.....	Northern	1.5	1.2
	Eastern	0.8	1.1
	Southern	2.3	2.6
	Midwest	0.9	0.8
<b>Total</b> .....		<b>5.4</b>	<b>5.7</b>

Notes:

- (1) “Northern” refers to the provinces or municipalities such as Beijing, Tianjin, Liaoning, Heilongjiang, Jilin and Hebei;
- (2) “Eastern” refers to the provinces or municipalities such as Shandong, Shanghai, Jiangsu, Zhejiang and Anhui;
- (3) “Southern” refers to the provinces such as Guangdong, Guangxi and Fujian;
- (4) “Midwest” refers to the provinces or municipalities such as Sichuan, Shaanxi, Chongqing, Hunan, Henan, Hubei, Guizhou, and Yunnan.

The Group would usually complete the planning and design of the logistics and warehousing facility within three to six months after acquiring a piece of land by bidding or auctioning, and all the warehousing project construction and development or renovation projects will be undertaken by third-party contractors. The Group keeps a list of approximately 40 to 50 contractor partners, which was drafted based on past cooperation, and it selects the contractor for each new project by tender.

Warehouses built by the Group are categorised into standard warehouses and customised warehouses. The standard warehouse is generally a single-dock or cross-dock warehouse, which loads the storage items from one side and then transports the items out from the other side. The custom warehouse is designed by the Group for long-term customers with specific storage requirements. Compared to the standard warehouse, the custom warehouse features more specifications and a higher degree of personalisation, its development cost is higher than that of the standard warehouse, and therefore the rent charged for custom warehouses is also higher than that for standard warehouses.

The following table summarises the Group’s development of warehouses as at or for the years ended 31 December 2020, 2021 and 2022:

Item	As at or for the year ended 31 December		
	2020	2021	2022
	<i>(million sq. m.)</i>		
Construction area of the new construction projects at relevant time period.....	2.9	4.6	0.5
Construction area of the completed construction projects at relevant time period ...	3.3	2.8	1.4
Construction area of the ongoing construction projects at the end of the relevant time period .	5.2	6.8	6.1



The average construction period of a new warehouse development is 12 to 18 months, and the payment schedule of the project funds is as follows: 20.0 to 30.0 per cent. Of a project's fee will be paid to the main contractor at the start of the project, and the remaining fee will be paid according to schedule after the supervisor has released the supervision report. The Group will simultaneously monitor payments made by the main contractor to sub-contractors to ensure that the project's fee is utilised for the purposes of the project. Any remaining balance will be paid to the main contractor after the project warranty period expires.

For acquired warehouse developments, the Group in most instances would manage its renovation and planning according to the specifications of its downstream tenants.

### Modern warehousing operations

The Group owns and manages modern logistics and warehousing facilities and warehouse management is the foundation of its business model. As part of its modern warehousing operations, the Group also engages in lease management, asset and property management and the provision of maintenance checks and customer services. The modern logistics and warehousing facilities developed by the Group are characterised by large floor areas, high ceilings, wide column spacing, high load capacity, spacious and modern loading docks, easy track access, as well as enhanced safety systems and other value-added features. They are designed to allow flexibility to add multiple tenants or provide a platform for expansion of a single tenant, with energy-efficient technology and features to reduce its customers' costs. The Group also provides a build-to-suit service that includes site selection, construction and management of dedicated facilities customised to a single customer's specifications. The Group oversees the construction and management of its facilities and hires sub-contractors for the various aspects of construction and management where appropriate.

### Main ongoing construction projects

Below is a list of the main ongoing construction projects of the Group as at 31 December 2022:

Project title	Construction period	Planned total investment amount <i>(RMB million)</i>	Invested amount <i>(RMB million)</i>	Sources of funds
GLP Nansha Lanhe West Logistics Park.....	May 2020 to June 2023	353.7	319.4	60% own funds and 40% borrowings
GLP Jinan Cuizhai Logistics Park.....	November 2020 to April 2023	502.3	441.9	50% own funds and 50% borrowings
GLP Jizhou EDZ Logistics Park .....	October 2021 to June 2023	829.2	777.9	51% own funds and 49% borrowings
GLP Jinan Puqiao Logistics Park.....	March 2021 to September 2023	734.5	443.4	50% own funds and 50% borrowings
GLP Shenzhen Longhua Logistics Park.....	December 2021 to August 2024	866.8	496.6	57% own funds and 43% borrowings
GLP Shunyi Yangzhen Logistics Park .....	December 2021 to March 2024	313.0	213.0	72% own funds and 28% borrowings
Zhengzhou Hi-tech Logistics Park .....	June 2022 to May 2024	498.6	290.6	51% own funds and 49% borrowings
<b>Total.....</b>		<b>4,098.1</b>	<b>2,982.8</b>	

---

Note:

- (1) The starting date of the construction period refers to the starting date of design, namely the date on which the design is started, instead of the actual physical commencement date of construction; and the ending date of the construction period refers to the date on which the project is completed and put into use.

### ***GLP Nansha Lanhe West Logistics Park***

This project is located in Lanhe Xinyong Industrial Park, Nansha District of Guangzhou City, the capital of Guangdong Province. The project includes two double-storey ramp warehouses. The Group owns 22 per cent. of the shares in this project. The total investment of the project is estimated to be RMB353.7 million, of which RMB212.6 million being the capital. The project has obtained relevant licences in compliance with relevant national laws and regulations, such as land certificates, building planning permits and construction permits.

As of 31 December 2022, the project has completed an investment of RMB319.4 million. The project is expected to be completed in June 2023.

### ***GLP Jinan Cuizhai Logistics Park***

The project is located in Jinan Pioneer Area in Jinan City, the capital of Shandong Province. The Group holds 31 per cent. of the shares in the project. The project plans to construct four double-layer ramp warehouses. The total investment of the project is estimated to be RMB502.3 million, with RMB251.2 million being the Group's own funds. The project has obtained relevant licenses in compliance with relevant national laws and regulations, such as land certificates, building planning permits and construction permits.

As at 31 December 2022, the project has completed an investment of RMB441.9 million, and it is expected to be completed by April 2023.

### ***GLP Jizhou EDZ Logistics Park***

The project is located in Jizhou Pioneer Area in Tianjin City. The project plans to build twelve single-storey warehouses. The Group owns 28 per cent. of the shares in the project. The total investment of the project is estimated to be RMB829.2 million, of which RMB422.9 million being the capital. The project has obtained relevant licenses in compliance with relevant national laws and regulations, such as land certificates, building planning permits and construction permits.

As at 31 December 2022, the project has completed an investment of RMB777.9 million. The project is expected to be completed in June 2023.

### ***GLP Jinan Puqiao Logistics Park***

The project is located in Jinan New Materials Industrial Park in Jinan City, the capital of Shandong Province. The Group holds 31 per cent. of the shares in the project. The project currently has six double-storey ramp warehouses. The total investment of the project is estimated to be RMB734.5 million, of which RMB367.3 million being the capital. The project has obtained relevant licenses in compliance with relevant national laws and regulations, such as land certificates, building planning permits and construction permits.

As at 31 December 2022, the project has completed an investment of RMB443.4 million. The project was completed in September 2023.

### ***GLP Shenzhen Longhua Logistics Park***

The project is located in Longhua Auto City in Shenzhen City, Guangdong Province. The Group holds 31 per cent. of the shares in the project. The project plans to construct one nine-layer warehouses and one eleven-storey office buildings. The total investment of the project is estimated to be RMB866.8 million, with RMB494.1 million being the Group's own funds. The project has obtained relevant licenses in compliance with

relevant national laws and regulations, such as land certificates, building planning permits and construction permits.

As at 31 December 2022, the project has completed an investment of RMB496.6 million, and it is expected to be completed by August 2024.

#### ***GLP Shunyi Yangzhen Logistics Park***

The project is located in Yangzhen, Shunyi District in Beijing City. The Group holds 31 per cent. of the shares in the project. The project plans to construct two double-storey elevator warehouses. The total investment of the project is estimated to be RMB313.0 million, with RMB225.3 million being the Group's own funds. The project has obtained relevant licenses in compliance with relevant national laws and regulations, such as land certificates, building planning permits and construction permits.

As at 31 December 2022, the project has completed an investment of RMB213.0 million, and it is expected to be completed by March 2024.

#### ***Zhengzhou Hi-tech Logistics Park***

The project is located in Zhengzhou High-tech Zone in Zhengzhou City, the capital of Shandong Province. The Group holds 29 per cent. of the shares in the project. The project plans to construct four double-storey ramp warehouses. The total investment of the project is estimated to be RMB498.6 million, with RMB254.3 million being the Group's own funds. The project has obtained relevant licenses in compliance with relevant national laws and regulations, such as land certificates, building planning permits and construction permits.

As at 31 December 2022, the project has completed an investment of RMB290.6 million, and it is expected to be completed by May 2024.

#### **Big Data Infrastructure (Data Centres)**

The Group launched its data centre business in 2018, aiming to deliver efficient and resilient digital infrastructure safely and securely to its customers across the globe. In 2021, the Group delivered first phase of a 120 MW data centre campus in Changshu High-tech Industrial Development Zone, Jiangsu Province outside of Shanghai to one of its existing e-commerce customers.

The Group is currently one of the leading independent data centre operators in China with assets that will deliver approximately 1,400 MW of IT load capacity upon completion. For the year ended 31 December 2022, the Group secured the largest built-to-suit data centre contract in China from a leading domestic internet company.

#### **Renewable Energy Infrastructure**

The Group is committed to promoting the wider application of new energy, promoting "zero carbon" industrial transition, and actively carrying out investment, development and asset operation of distributed photovoltaic energy generation, centralised photovoltaic energy generation, wind energy generation and energy storage. The Group continues to drive the energy transition and meet clean energy demand by investing, developing, and operating assets across the renewable energy value chains.

The Group-backed Pufeng New Energy, a company that installs rooftop solar panels across the Group's and third-party properties, has gradually operated distributed photovoltaic power generation projects in 40 cities across the PRC. As of 31 December 2022, total solar capacity of Pufeng New Energy has reached 1 GW which is equivalent to the annual electricity consumption of approximately 750,000 households.

## **Fund Investments**

### ***Fund Management Business Restructuring***

The Group previously managed several Managed Funds. In 2022, the Company disposed seed assets of its Managed Funds and underwent fund management business restructuring. The Company transferred certain of its subsidiaries engaged in the fund management business to GCP as part of the Group's restructuring exercise for its various fund management businesses. The total disposal consideration is recognised as a loan receivable from other related parties, and the gain on disposal is US\$943.7 million. Going forward, such fund management business will be carried out by GCP and GCP's subsidiaries.

### ***Fund Investments***

The Group continues to look to expand its portfolio using fund investments vehicles. On 6 July 2022, the Company announced the establishment of GLP China Income Partners V (“**GLP CIP V**”) through an approximately US\$5 billion recapitalisation of the portfolio developed within the 2013-vintage GLP China Logistics Fund I (“**GLP CLF I**”). The portfolio comprises 54 prime, institutional-grade modern logistics assets totalling approximately five million square meters. The transaction facilitated the full and complete exit of GLP CLF I, GLP's first logistics development fund in China.

## **TITLE**

The Group holds substantially all of its properties in China under long-term land use rights granted by the Chinese government that convey the right to derive profit from and dispose of the property and the land use rights.

## **LEASES**

Due to the growth that it anticipates in the Chinese logistics and warehousing facilities market, the Group generally prefers leases with shorter terms in China than it would in other more developed markets. Leases typically have one-year to 10-year terms, with a weighted average original term for all of its completed facilities of 3.8 years as at 31 December 2022. As at 31 December 2022, approximately 30 per cent. of the Group's leases in China have a term of one to three years, approximately 20 per cent. have a term of three to five years and approximately 27 per cent. a term of five to 10 years and approximately 4 per cent. a term of more than 10 years, while approximately 19 per cent. are short-term (i.e., less than one year) or seasonal leases. Leases under build-to-suit arrangements generally have longer terms, and include a rental premium for the specific customisation requested by the customer. As at 31 December 2022, the WALE of the Group's completed and stabilised properties in China was approximately 1.94 years. All of the lease payments for the properties in the China Portfolio are denominated in Renminbi.

## **CUSTOMERS**

The Group cooperates mainly with medium-to-large corporations, including Fortune 500 companies, multinational corporations and domestic large corporations in China. In terms of industry coverage, the Group's customers are mainly from third-party logistics (“**3PL**”), retail, manufacturing and medicine industries, many of which are well-known brands in the industries.

Leveraging on the Group's economy of scale and networking effect of its logistics and warehousing facilities, the Group has developed a diverse warehousing customer portfolio, with over 3,600 tenants from various industries as at 31 December 2022. |

## COMPETITION

The Company is the holding company of GLP's warehousing project assets and business management assets in China and owns leading modern warehouse logistics assets in China; and in terms of the total construction area of warehouse properties, the Group is one of the largest providers of modern logistics and warehousing facilities in China. While the Group is one of the largest providers of modern logistics and warehousing facilities in China, it faces competition from other large domestic and, to a lesser extent, international owners and operators of other logistics and warehousing facilities and, within any specific individual market, also from smaller, local players. The Group competes with other providers for locations and sites for future logistics and warehousing facilities. In China, potential customers may also compare the Group's products, services and rents to those of large state-owned logistics and warehousing facilities providers. While the Company believes that those providers generally do not provide modern facilities, potential customers may choose these providers over the Group on the basis of rent if they do not need the modern specifications offered by the Group's facilities.

The Group believes that, in choosing a provider of logistics and warehousing facilities, the Group's customers focus primarily on the size of a provider's network and on the quality of the service provided. Lease rates are generally determined by the market. The Company believes that the size of the Group's network and the Group's focus on customer service and on assisting its customers with establishing and maintaining their logistics networks allow the Group to compete favourably with many of its competitors.

## EMPLOYEES

As at 31 December 2022, the Group employs a total of 2,805 staff. The following tables summarise the number of the Group's employees by education level and function as at 31 December 2022:

### Employees by function

	<i>Number of employees</i>
General .....	307
Investment .....	54
Fund.....	4
Project development .....	177
Property management .....	461
Finance & Accounting.....	126
Leasing & Asset management .....	131
REIT.....	0
New business.....	1,545
<b>Total.....</b>	<b>2,805</b>

### Employees by education level

	<i>Number of employees</i>
Master's degree or above.....	617
Bachelor's degree .....	1,823

Others .....	365
<b>Total</b> .....	<b>2,805</b>

### Employees by age group

	<i>Number of employees</i>
30-year-old or below .....	465
30–40-year-old .....	1,586
40–50-year-old .....	638
50-year-old or above.....	116
<b>Total</b> .....	<b>2,805</b>

### INSURANCE

The Company believes that its insurance practice is in line with what it believes to be the prevailing industry practice in China. The Group believes that the Group’s insurance coverage in China is commercially reasonable and appropriate for a logistics and warehousing facility company operating in that market. Notwithstanding the Group’s insurance coverage, should an uninsured loss or a loss in excess of insured limits occur, the Group could lose the capital invested in its property and the anticipated future revenue therefrom, while the Group remains liable for any mortgage indebtedness or other financial obligations relating to the relevant property. Any such loss could have a material adverse effect on the Group’s financial condition and results of operations, to the extent that this disrupts the normal operation of its properties or its businesses. See “*Risk Factors — The Group’s insurance coverage does not include all potential losses*”.

The Group’s insurance policies in China cover loss of rental, fire, flood, malicious damage, other material damage to property and development sites, business interruption and public liability (including third parties’ property damage and/or personal injury). The Group also maintains other insurance policies for its employees in accordance with applicable laws and regulations, including workmen’s compensation and personal accident insurance, as well as group hospitalisation insurance. There are certain types of risks that are not covered by these insurance policies, including acts of war, environmental damage and breaches of environmental laws and regulations.

### LEGAL PROCEEDINGS

The Group is from time to time involved in certain legal proceedings concerning matters arising in the ordinary course of its business. As at the date of this Offering Circular, none of the members of the Group is a party to any legal or administrative proceedings which may have a material adverse effect on the Group’s financial condition or results of operations, nor is the Group aware that such proceedings are pending or threatened.

### ENVIRONMENTAL, HEALTH AND SAFETY MATTERS

The Group’s operations are subject to regulatory requirements and potential liabilities arising under applicable environmental-, health- or safety-related laws and regulations in each of the countries in which it has operations.

The Group believes that it is in compliance in all material respects with applicable environmental regulations in China. As at the date of this Offering Circular, no material environmental, health or safety-related incident involving the Company or any of its subsidiaries has occurred. The Group is not aware of any material environmental, health or safety-related proceedings or investigations to which any member of the Group might become a party.

As the Group does not undertake construction work for its development projects and asset enhancement initiatives itself, the responsibility for ensuring the health or safety of workmen at the Group's development project or asset enhancement worksites generally rests with the contractors it appoints.

## **INTELLECTUAL PROPERTY**

All trademarks relating to "Global Logistic Properties", "GLP" and "GLOBAL LOGISTIC PROPERTIES" and their respective accompanying designs, as well as the GLP logo used by the Group, were registered by GLP.

As at the date of this Offering Circular, none of the members of the Group has infringed the intellectual property rights of other parties or identified any instances of third parties infringing its intellectual property rights.

## DIRECTORS

### Board of Directors

The following table sets out information in respect of the Directors of the Issuer as at the date of this Offering Circular:

Name	Position
Mei Ming Z (梅志明).....	Director
Zhuge Teresa (諸葛文靜).....	Director
Michihiro Higashi (東方浩).....	Director
Mok Victor (莫志明).....	Director
Tan Mark (陳海能).....	Director
Fang Fenglei (方風雷) .....	Director

**Mr. Mei Ming Z (梅志明)** has been a director of the Company since June 2014. He is also a co-founder and the chief executive officer of GLP. Mr. Mei sits on the board of GLP and holds a Master of Business Administration from the Kellogg School of Management at Northwestern University and the School of Business and Management at the Hong Kong University of Science and Technology. Mr. Mei received his Bachelor of Science in Finance from Indiana University School of Business.

**Ms. Zhuge Teresa (諸葛文靜)** has been a director of the Company since June 2014. She is also an Executive Vice Chairman of the Company, responsible for strategic planning, investment and financing, legal affairs, internal audit and human resource management of the Group. She was formerly Co-President and CFO of the Company. In her role as Co-President of the Company, she was responsible for fund management, capital allocation, merger and acquisition and strategic cooperation, as well as finance and human resource management. Ms. Zhuge also worked with Morgan Stanley Asset Management and Deloitte. Ms. Zhuge graduated with a Master of Business Administration from the Kellogg School of Management at Northwestern University and the School of Business and Management at the Hong Kong University of Science and Technology. Ms. Zhuge received her Bachelor's degree from Renmin University of China.

**Mr. Michihiro Higashi (東方浩)** has been a director of the Company since June 2014. He is also the Chief Strategy Officer of the Company, and Chairman and Managing Partner of Hidden Hill Capital, responsible for the Company's overall strategy, logistics investment and ecological chain construction and other emerging areas investment and cooperation layout. Mr. Michihiro joined the Group in 2006 and was formerly Senior Vice President and Head of Investment of the Company and helped to grow the Company's business relating to Japanese customers. He was previously at Oita Bank where he was in charge of securities investment, and Nomura Research Institute in Japan where he was responsible for corporate strategy consulting. He has more than 10 years of experience in investments. Mr. Michihiro received his Bachelor of Law from Wuhan University and a Master of Economics from Oita University.

**Mr. Mok Victor (莫志明)** has been a director of the Company since November 2016. He is a President of Global Customer Management for GLP, he develops and enhances relationships with global strategic customers to better support their global business development through GLP logistics warehousing and other business synergies. Mr. Mok has close to three decades of experience in the aviation and logistics industries. Prior to joining the Group, Mr. Mok was CEO, North Asia, of DHL Supply Chain and held various executive roles in Cathay Pacific Airways and Expeditors International. Mr. Mok holds a Master's Degree in Global Finance from Stern Business School at New York University and the School of Business and Management at the Hong Kong University of Science and Technology, as well as an Executive MBA from Ivey School of Business, University of Western Ontario Canada.



Mr. Mok graduated from the University of Hong Kong with a Master's Degree in Transport Studies and a Bachelor's Degree in Economics and Management. He is a graduate of the Strategic Leadership Program from the University of Oxford.

**Mr. Tan Mark (陳海能)** has been a director of the Company since May 2018. He is also General Counsel of GLP. Mr. Tan is responsible for overseeing all legal matters, including regulatory compliance, contract negotiations on fund management transactions, acquisitions and dispositions and other significant transactions. Prior to joining GLP, Mr. Tan worked at Shearman & Sterling LLP in Singapore, where he advised underwriters, issuers and private equity sponsors on debt and equity offerings. He also previously worked at Goldman Sachs and Sullivan & Cromwell LLP. Mr. Tan received his Juris Doctor with Honours from the University of Toronto and Bachelor of Mathematics in Computer Science and Bachelor of Economics from the University of Waterloo. He is currently based in Singapore.

**Mr. Fang Fenglei (方風雷)** has been a director of the Company since June 2014. He is also the founder and chairman of the Hopu Investment Management, and the director of Goldman Sachs Gao Hua Securities. He served as the vice president of China International Capital Corporation Ltd, the president of China International Capital Corporation (Hong Kong), chief executive officer of BOC International Holdings Limited, and chief executive officer of ICEA Financial Holdings Limited. Mr. Fang received his Bachelor's degree in Chinese Language and Literature and Economics from Sun Yat-sen University.

## TAXATION

*The following is a general description of certain Hong Kong tax consequences relating to the Notes. It is based upon applicable laws, regulations, rulings and decisions in effect as at the date of this Offering Circular, all of which are subject to change (possibly with retroactive effect). This discussion does not purport to be a comprehensive description of all the tax considerations that may be relevant to a decision to purchase, own or dispose of the Notes and does not purport to deal with consequences applicable to all categories of investors, some of which may be subject to special rules. Persons considering the purchase of the Notes should consult their own tax advisors concerning the tax consequences of the purchase, ownership and disposition of the Notes, including such possible consequences under the laws of their country of citizenship, residence or domicile.*

### Hong Kong

#### Withholding tax

No withholding tax is payable in Hong Kong in respect of payments of principal or interest on the Notes or in respect of any capital gains arising from the sale of the Notes.

#### Profits tax

Hong Kong profits tax is chargeable on every person carrying on a trade, profession or business in Hong Kong in respect of profits arising in or derived from Hong Kong from such trade, profession or business (excluding profits arising from the sale of capital assets).

Interest on the Notes may be deemed to be profits arising in or derived from Hong Kong from a trade, profession or business carried on in Hong Kong in the following circumstances:

- (i) interest on the Notes is derived from Hong Kong and is received by, or accrues to, a corporation carrying on a trade, profession or business in Hong Kong;
- (ii) interest on the Notes is derived from Hong Kong and is received by or accrues to a person, other than a corporation, carrying on a trade, profession or business in Hong Kong and is in respect of the funds of that trade, profession or business;
- (iii) interest on the Notes is received by or accrues to a financial institution (as defined in the Inland Revenue Ordinance (Cap. 112 of the Laws of Hong Kong) (the “**IRO**”)) and arises through, or from, the carrying on by the financial institution of its business in Hong Kong; or
- (iv) interest on the Notes is received by or accrues to a corporation, other than a financial institution, and arises through or from the carrying on in Hong Kong by the corporation of its intra-group financing business (within the meaning of section 16(3) of the IRO).

Sums received by or accrued to a corporation, other than a financial institution, by way of gains or profits arising through or from the carrying on in Hong Kong by a corporation of its intra-group financing business (within the meaning of section 16(3) of the IRO) from the sale, disposal or other redemption of Notes will be subject to Hong Kong profits tax.

Sums derived from the sale, disposal or redemption of the Notes will be subject to Hong Kong profits tax where received by or accrued to a person, other than a corporation, who carries on a trade, profession or business in Hong Kong and the sum has a Hong Kong source unless otherwise exempted. The source of such sums will generally be determined by having regard to the manner in which the Notes are acquired and disposed of.

On 1 January 2023, the Inland Revenue (Amendment) (Taxation on Specified Foreign-sourced Income Ordinance 2022 (the “**Refined Foreign-sourced Income Exemption Regime**”)) came into operation. Under

the Refined Foreign-sourced Income Exemption Regime, specified foreign-sourced income (meaning interest, dividends, disposal gain, or intellectual property income arising in or derived from a territory outside Hong Kong) accrued to a member of a multinational enterprise group (i.e., MNE entity) carrying on a trade, profession, or business in Hong Kong is to be regarded as arising in or derived from Hong Kong and chargeable to profits tax (i.e., deemed onshore and taxable), when it is received in Hong Kong under certain circumstances.

In certain circumstances, Hong Kong profits tax exemptions (such as concessionary tax rates) may be available. Investors are advised to consult their own tax advisers to ascertain the applicability of any exemptions to their individual position.

### **Stamp duty**

Stamp duty will not be payable on the issue of Bearer Notes, provided either:

- (i) such Bearer Notes are denominated in a currency other than the currency of Hong Kong and are not repayable in any circumstances in the currency of Hong Kong; or
- (ii) such Bearer Notes constitute loan capital (as defined in the Stamp Duty Ordinance (Cap. 117) of the Laws of Hong Kong (the “SDO”)).

If stamp duty is payable, it is payable by the Issuer on the issue of Bearer Notes at a rate of 3 per cent. of the market value of the Bearer Notes at the time of issue. No stamp duty will be payable on any subsequent transfer of Bearer Notes.

No stamp duty is payable on the issue of the Registered Notes. Stamp duty may be payable on any transfer of Registered Notes if the relevant transfer is required to be registered in Hong Kong. Stamp duty will, however, not be payable on any transfer of Registered Notes, provided that either:

- (a) such Registered Notes are denominated in a currency other than the currency of Hong Kong and are not repayable in any circumstance in the currency of Hong Kong; or
- (b) such Registered Notes constitute loan capital (as defined in the SDO).

If stamp duty is payable in respect of the transfer of Registered Notes, it will be payable at the rate of 0.26 per cent. (of which 0.13 per cent. is payable by the seller and 0.13 per cent. is payable by the purchaser) normally by reference to the consideration or its value, whichever is higher. In addition, stamp duty is payable at the fixed rate of HK\$5 on each instrument of transfer executed in relation to any transfer of the Registered Notes if the relevant transfer is required to be registered in Hong Kong.

### **United States’ Foreign Account Tax Compliance Act Tax Provisions**

Pursuant to certain provisions of the U.S. Internal Revenue Code of 1986, commonly known as FATCA, a “foreign financial institution” may be required to withhold on certain payments it makes (“**foreign passthru payments**”) to persons that fail to meet certain certification, reporting or related requirements. The Issuer may be a foreign financial institution for these purposes. A number of jurisdictions have entered into, or have agreed in substance to, intergovernmental agreements with the United States to implement FATCA (“**IGAs**”), which modify the way in which FATCA applies in their jurisdictions. Under the provisions of IGAs as currently in effect, a foreign financial institution in an IGA jurisdiction would generally not be required to withhold under FATCA or an IGA from payments that it makes. Certain aspects of the application of the FATCA provisions and IGAs to Notes such as the Notes, including whether withholding would ever be required pursuant to FATCA or an IGA with respect to payments on Notes such as the Notes, are uncertain and may be subject to change. Even if withholding would be required pursuant to FATCA or an IGA with respect to payments on Notes such as the Notes, such withholding would not apply prior to the date that is two years after the publication

of the final regulations defining “foreign passthru payment” and Notes issued on or prior to the date that is six months after the date on which final regulations defining “foreign passthru payments” are filed with the U.S. Federal Register generally would be “grandfathered” for purposes of FATCA withholding unless materially modified after such date. Holders should consult their own tax advisors regarding how these rules may apply to their investment in the Notes.

FATCA IS PARTICULARLY COMPLEX AND ITS APPLICATION TO THE ISSUER, THE NOTES AND THE NOTEHOLDERS, IS UNCERTAIN AT THIS TIME. EACH NOTEHOLDER SHOULD CONSULT ITS OWN TAX ADVISERS TO OBTAIN A MORE DETAILED EXPLANATION OF FATCA AND TO LEARN HOW FATCA MIGHT AFFECT EACH NOTEHOLDER IN ITS PARTICULAR CIRCUMSTANCE.

## CLEARANCE AND SETTLEMENT

*The information set out below is subject to any change in or reinterpretation of the rules, regulations and procedures of Euroclear or Clearstream or the CMU currently in effect. The information in this section concerning the Clearing Systems has been obtained from sources that the Issuer believes to be reliable, but none of the Issuer, the Arranger or any Dealer, the Trustee or any Agent takes any responsibility for the accuracy thereof. Investors wishing to use the facilities of any of the Clearing Systems are advised to confirm the continued applicability of the rules, regulations and procedures of the relevant Clearing System. None of the Issuer or any other party to the Agency Agreement will have any responsibility or liability for any aspect of the records relating to, or payments made on account of, beneficial ownership interests in the Notes held through the facilities of any Clearing System or for maintaining, supervising or reviewing any records relating to such beneficial ownership interests.*

### The Clearing Systems

#### Euroclear and Clearstream

Euroclear and Clearstream each holds securities for participating organisations, and facilitates the clearance and settlement of securities transactions by electronic book-entry transfer between their respective account holders. Euroclear and Clearstream provide various services including safekeeping, administration, clearance and settlement of internationally traded securities and securities lending and borrowing. Euroclear and Clearstream also deal with domestic securities markets in several countries through established depository and custodial relationships. Euroclear and Clearstream have established an electronic bridge between their two systems across which their respective participants may settle trades with each other.

Euroclear and Clearstream participants are world-wide financial institutions, including underwriters, securities brokers and dealers, banks, trust companies and clearing corporations. Indirect access to Euroclear and Clearstream is available to other institutions that clear through or maintain a custodial relationship with an account holder of either system.

Distributions of principal, distribution and interest with respect to book-entry interests in the Notes held through Euroclear or Clearstream will be credited, to the extent received by any Paying Agent, to the cash accounts of Euroclear or Clearstream participants in accordance with the relevant system's rules and procedures.

#### CMU

The CMU is a central depository service provided by the Central Moneymarkets Unit of the HKMA for the safe custody and electronic trading between the members of this service ("**CMU Members**") of Exchange Fund Bills and Notes Clearing and Settlement Service securities and capital markets instruments (together, "**CMU Instruments**") which are specified in the CMU Manual as capable of being held within the CMU.

The CMU is only available to CMU Instruments issued by a CMU Member or by a person for whom a CMU Member acts as agent for the purposes of lodging Notes issued by such persons. Membership of the CMU is open to all financial institutions regulated by the Hong Kong Monetary Authority, Securities and Futures Commission, Insurance Authority or Mandatory Provident Fund Schemes Authority. For further details on the full range of the CMU's custodial services, please refer to the CMU Manual.

The CMU has an income distribution service which is a service offered by the CMU to facilitate the distribution of interest, coupon or redemption proceeds (collectively, the "**income proceeds**") by making payments directly to the person(s) shown in the records of the CMU in accordance with the rules of the CMU. Furthermore, the CMU has a corporate action platform which allows an issuer (or its agent) to make an announcement/notification of a corporate action and noteholders to submit the relevant certification. For further details, please refer to the CMU Manual.

An investor holding an interest through an account with either Euroclear or Clearstream, in any Notes held in the CMU will hold that interest through the respective accounts which Euroclear and Clearstream each have with the CMU.

## SUBSCRIPTION AND SALE

The Arranger has, in an amended and restated dealer agreement dated 22 June 2021 as amended and/or supplemented from time to time (the “**Dealer Agreement**”), agreed with the Issuer a basis on which any dealer to be appointed by the Issuer in respect of a single Tranche or the whole Programme may from time to time agree to subscribe Notes. Any such agreement will extend to those matters stated under Conditions. Under the terms of the Dealer Agreement, the Issuer will undertake to pay each Relevant Dealer a commission as agreed between them in respect of Notes subscribed by it.

The Issuer has agreed to indemnify the Relevant Dealers against certain liabilities in connection with the offer and sale of the Notes. The Dealer Agreement entitles the Relevant Dealers to terminate any agreement that they make to subscribe Notes in certain circumstances prior to payment for such Notes being made to the Issuer.

The Dealers and certain of their affiliates may have performed certain investment banking and advisory services for the Issuer and/or its affiliates from time to time for which they have received customary fees and expenses and may, from time to time, engage in transactions with and perform services for the Issuer and/or its affiliates in the ordinary course of their business. If a jurisdiction requires that an offering is made by a licensed broker or dealer and the Dealers or any affiliate of the Dealer is a licensed broker or dealer in that jurisdiction, the offering shall be deemed to be made by the Dealers or such affiliate on behalf of the Issuer in such jurisdiction.

In connection with each Tranche of Notes issued under the Programme, the Dealers or certain of their affiliates may purchase Notes and be allocated Notes for asset management and/or proprietary purposes but not with a view to distribution. Further, the Dealers or their respective affiliates may purchase Notes for its or their own account and enter into transactions, including credit derivatives, such as asset swaps, repackaging and credit default swaps relating to such Notes and/or other securities of the Issuer, any of its subsidiaries or affiliates at the same time as the offer and sale of each Tranche of Notes or in secondary market transactions. Such transactions would be carried out as bilateral trades with selected counterparties and separately from any existing sale or resale of the Tranche of Notes to which a particular Pricing Supplement relates (notwithstanding that such selected counterparties may also be purchasers of such Tranche of Notes).

### **Important Notice to CMIs (including private banks)**

This notice to CMIs (including private banks) is a summary of certain obligations the SFC Code imposes on CMIs, which require the attention and cooperation of other CMIs (including private banks). Certain CMIs may also be acting as OCs for the relevant CMI Offering and are subject to additional requirements under the SFC Code. The application of these obligations will depend on the role(s) undertaken by the relevant Dealer(s) in respect of each CMI Offering.

Prospective investors who are the directors, employees or major shareholders of the Issuer, a CMI or its group companies would be considered under the SFC Code as having an Association with the Issuer, the CMI or the relevant group company. CMIs should specifically disclose whether their investor clients have any Association when submitting orders for the relevant Notes. In addition, private banks should take all reasonable steps to identify whether their investor clients may have any Associations with the Issuer or any CMI (including its group companies) and inform the relevant Dealers accordingly.

CMIs are informed that, unless otherwise notified, the marketing and investor targeting strategy for the relevant CMI Offering includes institutional investors, sovereign wealth funds, pension funds, hedge funds, family offices and high net worth individuals, in each case, subject to the selling restrictions and any MiFID II product governance language or any UK MiFIR product governance language set out elsewhere in this Offering Circular and/or the applicable Pricing Supplement.

CMI should ensure that orders placed are bona fide, are not inflated and do not constitute duplicated orders (i.e. two or more corresponding or identical orders placed via two or more CMIs). CMI should enquire with their investor clients regarding any orders which appear unusual or irregular. CMI should disclose the identities of all investors when submitting orders for the relevant Notes (except for omnibus orders where underlying investor information may need to be provided to any OCs when submitting orders). Failure to provide underlying investor information for omnibus orders, where required to do so, may result in that order being rejected. CMI should not place “X-orders” into the order book.

CMI should segregate and clearly identify their own proprietary orders (and those of their group companies, including private banks as the case may be) in the order book and book messages.

CMI (including private banks) should not offer any rebates to prospective investors or pass on any rebates provided by the Issuer. In addition, CMI (including private banks) should not enter into arrangements which may result in prospective investors paying different prices for the relevant Notes. CMI are informed that a private bank rebate may be payable as stated above and in the applicable Pricing Supplement, or otherwise notified to prospective investors.

The SFC Code requires that a CMI disclose complete and accurate information in a timely manner on the status of the order book and other relevant information it receives to targeted investors for them to make an informed decision. In order to do this, those Dealers in control of the order book should consider disclosing order book updates to all CMIs.

When placing an order for the relevant Notes, private banks should disclose, at the same time, if such order is placed other than on a “principal” basis (whereby it is deploying its own balance sheet for onward selling to investors). Private banks who do not provide such disclosure are hereby deemed to be placing their order on such a “principal” basis. Otherwise, such order may be considered to be an omnibus order pursuant to the SFC Code. Private banks should be aware that placing an order on a “principal” basis may require the relevant affiliated Dealer(s) (if any) to categorise it as a proprietary order and apply the “proprietary orders” requirements of the SFC Code to such order and will result in that private bank not being entitled to, and not being paid, any rebate.

In relation to omnibus orders, when submitting such orders, CMI (including private banks) that are subject to the SFC Code should disclose underlying investor information in respect of each order constituting the relevant omnibus order (failure to provide such information may result in that order being rejected). Underlying investor information in relation to omnibus orders should consist of:

- The name of each underlying investor;
- A unique identification number for each investor;
- Whether an underlying investor has any “Associations” (as used in the SFC Code);
- Whether any underlying investor order is a “Proprietary Order” (as used in the SFC Code);
- Whether any underlying investor order is a duplicate order.

Underlying investor information in relation to omnibus order should be sent to the Dealers named in the relevant Pricing Supplement.

To the extent information being disclosed by CMI and investors is personal and/or confidential in nature, CMI (including private banks) agree and warrant: (A) to take appropriate steps to safeguard the transmission of such information to any OCs; and (B) that they have obtained the necessary consents from the underlying investors to disclose such information to any OCs. By submitting an order and providing such information to any OCs, each CMI (including private banks) further warrants that they and the underlying investors have understood



and consented to the collection, disclosure, use and transfer of such information by any OCs and/or any other third parties as may be required by the SFC Code, including to the Issuer, relevant regulators and/or any other third parties as may be required by the SFC Code, for the purpose of complying with the SFC Code, during the bookbuilding process for the relevant CMI Offering. CMIs that receive such underlying investor information are reminded that such information should be used only for submitting orders in the relevant CMI Offering. The relevant Dealers may be asked to demonstrate compliance with their obligations under the SFC Code, and may request other CMIs (including private banks) to provide evidence showing compliance with the obligations above (in particular, that the necessary consents have been obtained). In such event, other CMIs (including private banks) are required to provide the relevant Dealer with such evidence within the timeline requested.

By placing an order, prospective investors (including any underlying investors in relation to omnibus orders) are deemed to represent to the Dealers that it is not a Sanctions Restricted Person. A “Sanctions Restricted Person” means an individual or entity (a “**Person**”): (a) that is, or is directly or indirectly owned or controlled by a Person that is, described or designated in (i) the most current “Specially Designated Nationals and Blocked Persons” list (which as of the date hereof can be found at: <http://www.treasury.gov/ofac/downloads/sdnlist.pdf>) or (ii) the Foreign Sanctions Evaders List (which as of the date hereof can be found at: <http://www.treasury.gov/ofac/downloads/fse/fselist.pdf>) or (iii) the most current “Consolidated list of persons, groups and entities subject to EU financial sanctions” (which as of the date hereof can be found at: [https://eeas.europa.eu/headquarters/headquartershomepage\\_en/8442/Consolidated%20list%20of%20sanctions](https://eeas.europa.eu/headquarters/headquartershomepage_en/8442/Consolidated%20list%20of%20sanctions)); or (b) that is otherwise the subject of any sanctions administered or enforced by any Sanctions Authority, other than solely by virtue of: (i) their inclusion in the most current “Sectoral Sanctions Identifications” list (which as of the date hereof can be found at: <https://www.treasury.gov/ofac/downloads/ssi/ssilist.pdf>) (the “**SSI List**”), (ii) their inclusion in Annexes 3, 4, 5 and 6 of Council Regulation No. 833/2014, as amended by Council Regulation No. 960/2014 (the “**EU Annexes**”), (iii) their inclusion in any other list maintained by a Sanctions Authority, with similar effect to the SSI List or the EU Annexes, (iv) them being the subject of restrictions imposed by the U.S. Department of Commerce’s Bureau of Industry and Security (“**BIS**”) under which BIS has restricted exports, re-exports or transfers of certain controlled goods, technology or software to such individuals or entities; (v) them being an entity listed in the Annex to the new Executive Order of 3 June 2021 entitled “Addressing the Threat from Securities Investments that Finance Certain Companies of the People’s Republic of China” (known as the Non-SDN Chinese Military- Industrial Complex Companies List), which amends the Executive Order 13959 of 12 November 2020 entitled “Addressing the threat from Securities Investments that Finance Chinese Military Companies”; or (vi) them being subject to restrictions imposed on the operation of an online service, Internet application or other information or communication services in the United States directed at preventing a foreign government from accessing the data of U.S. persons; or (c) that is located, organized or a resident in a comprehensively sanctioned country or territory, including Cuba, Iran, North Korea, Syria, the Crimea region of Ukraine, the Donetsk’s People’s Republic or Luhansk People’s Republic. “**Sanctions Authority**” means: (a) the United States government; (b) the United Nations; (c) the European Union (or any of its member states); (d) the United Kingdom; (e) any other equivalent governmental or regulatory authority, institution or agency which administers economic, financial or trade sanctions; and (f) the respective governmental institutions and agencies of any of the foregoing including, without limitation, the Office of Foreign Assets Control of the U.S. Department of the Treasury, the United States Department of State, the United States Department of Commerce and His Majesty’s Treasury.

## **United States of America**

The Notes have not been, and will not be, registered under the Securities Act or with any securities regulatory authority of any state or other jurisdiction of the United States. The Notes may not be offered, sold or (in the case of Bearer Notes) delivered within the United States except pursuant to an exemption from, or in a transaction not subject to, the registration requirements of the Securities Act. Each of the Dealers has agreed

that, except as permitted by the Dealer Agreement, it will not offer, sell or, in the case of Bearer Notes, deliver the Notes within the United States.

In addition, until 40 days after the commencement of any offering, an offer or sale of each Tranche of Notes within the United States by any Dealer (whether or not participating in the offering) may violate the registration requirements of the Securities Act.

## **European Economic Area**

Unless the relevant Pricing Supplement in respect of any Notes specifies the “Prohibition of Sales to EEA Retail Investors” as “Not Applicable”, each Dealer has represented, warranted and agreed, and each further Dealer appointed under the Programme will be required to represent, warrant and agree, that it has not offered, sold or otherwise made available and will not offer, sell or otherwise make available any Notes which are the subject of the offering contemplated by this Offering Circular as completed by the relevant Pricing Supplement in relation thereto to any retail investor in the European Economic Area. For the purposes of this provision:

- (a) the expression “**retail investor**” means a person who is one (or more) of the following:
  - (i) a retail client as defined in point (11) of Article 4(1) of Directive 2014/65/EU (as amended, “**MiFID II**”); or
  - (ii) a customer within the meaning of Directive 2002/92/EC (as amended or superseded, the “**Insurance Mediation Directive**”), where that customer would not qualify as a professional client as defined in point (10) of Article 4(1) of MiFID II.

If the Pricing Supplement in respect of any Notes specifies “Prohibition of Sales to EEA Retail Investors” as “Not Applicable”, in relation to each Member State of the European Economic Area which has implemented the Prospectus Directive (each, a “**Relevant Member State**”), each Dealer has represented, warranted and agreed, that with effect from and including the date on which the Prospectus Directive is implemented in that Relevant Member State (the “**Relevant Implementation Date**”) it has not made and will not make an offer of Notes which are the subject of the offering contemplated by the Offering Circular as completed by the Pricing Supplement in relation thereto to the public in that Relevant Member State except that it may, with effect from and including the Relevant Implementation Date, make an offer of such Notes to the public in that Relevant Member State:

- (a) *Approved prospectus*: if the Pricing Supplement in relation to the Notes specifies that an offer of those Notes may be made other than pursuant to Article 3(2) of the Prospectus Directive in that Relevant Member State (a “**Non-exempt Offer**”), following the date of publication of a prospectus in relation to such Notes which has been approved by the competent authority in that Relevant Member State or, where appropriate, approved in another Relevant Member State and notified to the competent authority in that Relevant Member State, provided that any such prospectus has subsequently been completed by the Pricing Supplement contemplating such Non-exempt Offer, in accordance with the Prospectus Directive, in the period beginning and ending on the dates specified in such prospectus or the Pricing Supplement, as applicable, and the Issuer has consented in writing to its use for the purpose of that Non-exempt Offer;
- (b) *Qualified investors*: at any time to any legal entity which is a qualified investor as defined in the Prospectus Directive;
- (c) *Fewer than 150 offerees*: at any time to fewer than 150 natural or legal persons (other than qualified investors as defined in the Prospectus Directive), subject to obtaining the prior consent of the relevant Dealer or Dealers nominated by the Issuer for any such offer; or

- (d) *Other exempt offers*: at any time in any other circumstances falling within Article 3(2) of the Prospectus Directive,

**provided that** no such offer of Notes referred to in (b) to (d) above shall require the Issuer or any Dealer to publish a prospectus pursuant to Article 3 of the Prospectus Directive or supplement a prospectus pursuant to Article 16 of the Prospectus Directive.

For the purposes of this provision, the expression an “**offer of Notes to the public**” in relation to any Notes in any Member State means the communication in any form and by any means of sufficient information on the terms of the offer and the Notes to be offered so as to enable an investor to decide to purchase or subscribe the Notes, as the same may be varied in that Member State by any measure implementing the Prospectus Directive in that Member State, the expression “**Prospectus Directive**” means Directive 2003/71/EC (as amended including by Directive 2010/73/EU), and includes any relevant implementing measure in the Relevant Member State.

## **United Kingdom**

### ***Prohibition of Sales to UK Retail Investors***

Unless the Pricing Supplement in respect of any Notes specifies “Prohibition of Sales to UK Retail Investors” as “Not Applicable”, each Dealer has represented and agreed, and each further Dealer appointed under the Programme will be required to represent and agree, that it has not offered, sold or otherwise made available and will not offer, sell or otherwise make available any Notes which are the subject of the offering contemplated by this Offering Circular as completed by the Pricing Supplement in relation thereto to any retail investor in the United Kingdom. For the purposes of this provision, the expression “**retail investor**” means a person who is one (or more) of the following:

- (a) a retail client, as defined in point (8) of Article 2 of Regulation (EU) No 2017/565 as it forms part of domestic law by virtue of the European Union (Withdrawal) Act 2018 (“**EUWA**”); or
- (b) a customer within the meaning of the provisions of the FSMA and any rules or regulations made under the FSMA to implement Directive (EU) 2016/97, where that customer would not qualify as a professional client, as defined in point (8) of Article 2(1) of Regulation (EU) No 600/2014 as it forms part of domestic law by virtue of the EUWA.

If the Pricing Supplement in respect of any Notes specifies “Prohibition of Sales to UK Retail Investors” as “Not Applicable”, each Dealer has represented and agreed, and each further Dealer appointed under the Programme will be required to represent and agree, that it has not made and will not make an offer of Notes which are the subject of the offering contemplated by this Offering Circular as completed by the Pricing Supplement in relation thereto to the public in the United Kingdom except that it may make an offer of such Notes to the public in the United Kingdom:

- (a) Approval prospectus: if the Pricing Supplement in relation to the Notes specify that an offer of those Notes may be made other than pursuant to section 86 of the FSMA (a “**Public Offer**”), following the date of publication of a prospectus in relation to such Notes which either (i) has been approved by the Financial Conduct Authority, or (ii) is to be treated as if it had been approved by the Financial Conduct Authority in accordance with the transitional provision in Regulation 74 of the Prospectus (Amendment etc.) (EU Exit) Regulations 2019, provided that any such prospectus has subsequently been completed by the Pricing Supplement contemplating such Public Offer, in the period beginning and ending on the dates specified in such prospectus or the Pricing Supplement, as applicable, and the Issuer has consented in writing to its use for the purpose of that Public Offer;

- (b) Qualified investors: at any time to any legal entity which is a qualified investor as defined in Article 2 of Regulation (EU) 2017/1129 as it forms part of domestic law by virtue of the EUWA;
- (c) Fewer than 150 offerees: at any time to fewer than 150 natural or legal persons (other than qualified investors as defined in Article 2 of Regulation (EU) 2017/1129 as it forms part of domestic law by virtue of the EUWA) in the United Kingdom subject to obtaining the prior consent of the relevant Dealer or Dealers nominated by the Issuer for any such offer; or
- (d) Other exempt offers: at any time in any other circumstances falling within section 86 of the FSMA,

provided that no such offer of Notes referred to in (b) to (d) above shall require the Issuer or any Dealer to publish a prospectus pursuant to section 85 of the FSMA or supplement a prospectus pursuant to Article 23 of Regulation (EU) 2017/1129 as it forms part of domestic law by virtue of the EUWA.

For the purposes of this provision, the expression “**an offer of Notes to the public**” in relation to any Notes means the communication in any form and by any means of sufficient information on the terms of the offer and the Notes to be offered so as to enable an investor to decide to purchase or subscribe for the Notes and the expression “**UK Prospectus Regulation**” means Regulation (EU) 2017/1129 as it forms part of domestic law by virtue of the EUWA.

#### ***Other regulatory restrictions***

- (a) ***No deposit-taking:*** in relation to any Notes having a maturity of less than one year,
  - (i) it is a person whose ordinary activities involve it in acquiring, holding, managing or disposing of investments (as principal or agent) for the purposes of its business; and
  - (ii) it has not offered or sold and will not offer or sell any Notes other than to persons whose ordinary activities involve them in acquiring, holding, managing or disposing of investments (as principal or agent) for the purposes of their businesses, or who it is reasonable to expect will acquire, hold, manage or dispose of investments (as principal or agent) for the purposes of their businesses where the issue of the Notes would otherwise constitute a contravention of Section 19 of the FSMA by the Issuer;
- (b) ***Financial promotion:*** it has only communicated or caused to be communicated and will only communicate or cause to be communicated any invitation or inducement to engage in investment activity (within the meaning of section 21 of the FSMA) received by it in connection with the issue or sale of any Notes in circumstances in which section 21(1) of the FSMA does not apply to the Issuer; and
- (c) ***General compliance:*** it has complied and will comply with all applicable provisions of the FSMA with respect to anything done by it in relation to any Notes in, from or otherwise involving the United Kingdom.

#### **Hong Kong**

Each Dealer has represented, warranted and undertaken, and each further Dealer appointed under the Programme be required to represent, warrant and undertake, that:

- (a) it has not offered or sold and will not offer or sell in Hong Kong, by means of any document, any Notes except for Notes which are a “structured product” as defined in the Securities and Futures Ordinance (Cap. 571) of Hong Kong (the “SFO”) other than (i) to “professional investors” as defined in the SFO and any rules made under the SFO; or (ii) in other circumstances which do not result in the document being a “prospectus” as defined in the Companies (Winding Up and Miscellaneous Provisions)

Ordinance (Cap. 32) of Hong Kong (the “C(WUMP)O”) or which do not constitute an offer to the public within the meaning of the C(WUMP)O; and

- (b) it has not issued or had in its possession for the purposes of issue, and will not issue or have in its possession for the purposes of issue, whether in Hong Kong or elsewhere, any advertisement, invitation or document relating to the Notes, which is directed at, or the contents of which are likely to be accessed or read by, the public of Hong Kong (except if permitted to do so under the securities laws of Hong Kong) other than with respect to Notes which are or are intended to be disposed of only to persons outside Hong Kong or only to “professional investors” as defined in the SFO and any rules made under the SFO.

## **Singapore**

This Offering Circular has not been registered as a prospectus with the Monetary Authority of Singapore, and the Notes will be offered pursuant to exemptions under the Securities and Futures Act 2001 (2020 Revised Edition) of Singapore, as modified or amended from time to time (the “SFA”). Accordingly, each Dealer has represented and agreed, and each further Dealer appointed under the Programme will be required to represent and agree, that it has not offered or sold any Notes or caused such Notes to be made the subject of an invitation for subscription or purchase and will not offer or sell such Notes or cause such Notes to be made the subject of an invitation for subscription or purchase, and has not circulated or distributed, nor will it circulate or distribute, this Offering Circular or any other document or material in connection with the offer or sale, or invitation for subscription or purchase, of such Notes, whether directly or indirectly, to persons in Singapore other than (i) to an institutional investor (as defined in Section 4A of the SFA) under Section 274 of the SFA, (ii) to a relevant person (as defined in Section 275(2) of the SFA) pursuant to Section 275(1), or any person pursuant to Section 275(1A), and in accordance with the conditions specified in Section 275, of the SFA, or (iii) otherwise pursuant to, and in accordance with the conditions of, any other applicable provision of the SFA.

Where the Notes are subscribed or purchased under Section 275 of the SFA by a relevant person which is:

- (a) a corporation (which is not an accredited investor (as defined in Section 4A of the SFA)) the sole business of which is to hold investments and the entire share capital of which is owned by one or more individuals, each of whom is an accredited investor; or
- (b) a trust (where the trustee is not an accredited investor) whose sole purpose is to hold investments and each beneficiary of the trust is an individual who is an accredited investor,

securities or securities-based derivatives contracts (each term as defined in Section 2(1) of the SFA) of that corporation or the beneficiaries’ rights and interest (howsoever described) in that trust shall not be transferred within six months after that corporation or that trust has acquired the Notes pursuant to an offer made under Section 275 of the SFA, except:

- (i) to an institutional investor or to a relevant person, or to any person arising from an offer referred to in Section 275(1A) or Section 276(4)(i)(B) of the SFA;
- (ii) where no consideration is or will be given for the transfer;
- (iii) where the transfer is by operation of law;
- (iv) as specified in Section 276(7) of the SFA; or
- (v) as specified in Regulation 37A of the Securities and Futures (Offers of Investments) (Securities and Securities-based Derivatives Contracts) Regulations 2018.

## **Japan**

The Notes have not been and will not be registered under the Financial Notes and Exchange Act of Japan (Act No. 25 of 1948), as amended (the “**FIEA**”). Accordingly, each Dealer has represented and agreed that it has not, directly or indirectly, offered or sold and will not, directly or indirectly, offer to sell any Notes in Japan or to, or for the benefit of, a resident of Japan (which term as used herein means any person resident in Japan, including any corporation or other entity organised under the laws of Japan) or to others for re-offering or resale, directly or indirectly, in Japan or to, or for the benefit of, any resident in Japan, except pursuant to an exemption from the registration requirements of, and otherwise in compliance with, FIEA and other relevant laws and regulations of Japan.

## **General**

Each Dealer has represented, warranted and agreed that it has complied and will comply with all applicable laws and regulations in each country or jurisdiction in or from which it purchases, offers, sells or delivers Notes or possesses, distributes or publishes this Offering Circular or any relevant Pricing Supplement or any related offering material, in all cases at its own expense. Other persons into whose hands this Offering Circular or any relevant Pricing Supplement comes are required by the Issuer and each of the Dealers to comply with all applicable laws and regulations in each country or jurisdiction in or from which they purchase, offer, sell or deliver Notes or possess, distribute or publish this Offering Circular or any relevant Pricing Supplement or any related offering material, in all cases at their own expense.

The Dealer Agreement provides that the Dealers shall not be bound by any of the restrictions relating to any specific jurisdiction (set out above) to the extent that such restrictions shall, as a result of change(s) or change(s) in official interpretation, after the date hereof, of applicable laws and regulations, no longer be applicable but without prejudice to the obligations of the Dealers described in the paragraph above.

Selling restrictions may be supplemented or modified with the agreement of the Issuer. Any such supplement or modification may be set out in the relevant Pricing Supplement (in the case of a supplement or modification relevant only to a particular Tranche of Notes) or in a supplement to this Offering Circular.

## GENERAL INFORMATION

1. **Listing of Notes:** Application has been made to the HKSE for listing of the Programme by way of debt issues to Professional Investors only during the 12-month period after the date of this Offering Circular on the HKSE. Notes to be listed on the HKSE are required to be traded on the HKSE in a board lot size of at least HK\$500,000 (or its equivalent in other currencies).
2. **Authorisations:** The Issuer has obtained all necessary consents, approvals and authorisations for issue of the Notes thereunder in connection with the update of the Programme and the issue of the Notes thereunder by resolutions of the board of directors of the Issuer dated 6 July 2018.
3. **No Material Adverse Change:** Except as disclosed in this Offering Circular, there has been no material adverse change in the prospects of the Issuer or the Group nor any material adverse change in the financial or trading position of the Group since 31 December 2022.
4. **Litigation:** Except as disclosed in this Offering Circular, none of the Issuer or any of its subsidiaries is involved in any governmental, legal or arbitration proceedings which may have or during the 12 months prior to the date of this Offering Circular have had an effect on the financial position or profitability of the Group which is material in the context of the issue of the Notes, nor is the Issuer aware that any such proceedings are pending or threatened.
5. **Clearing of the Notes:** The Notes may be accepted for clearance through Euroclear and Clearstream and the CMU. The appropriate ISIN and common code, the relevant CMU instrument number and (where applicable) the identification number for any other relevant clearing system in relation to the Notes of each Tranche will be specified in the relevant Pricing Supplement. If the Notes are to be cleared through any additional or alternative Clearing System, the appropriate information will be specified in the relevant Pricing Supplement.
6. **Available Documents:** For so long as Notes may be issued under the Programme, copies of the following documents will be available, during usual business hours on any weekday (Saturdays, Sundays and public holidays excepted), for inspection at the specified office of the Principal Paying Agent, being at the date of this Offering Circular at 20th Floor Citi Tower, One Bay East, 83 Hoi Bun Road, Kwun Tong, Kowloon, Hong Kong:
  - (i) the Trust Deed (which includes the form of the Global Notes, the Global Certificates, the Notes in definitive form, the Coupons and the Talons);
  - (ii) the Agency Agreement;
  - (iii) the Memorandum and Articles of Association of the Issuer;
  - (iv) the Certificate of Change of Name of the Issuer;
  - (v) each Pricing Supplement (save that a Pricing Supplement related to an unlisted Series of Notes will only be available for inspection by a holder of any such Notes and such holder must produce evidence satisfactory to the Issuer or the Trustee as to its holding of such Notes and identity); and
  - (vi) a copy of this Offering Circular together with any supplement to this Offering Circular and any other documents incorporated herein or therein referenced.

Each Bearer Note having a maturity of more than one year, Receipt, Coupon and Talon will bear the following legend: “Any United States person who holds this obligation will be subject to limitations under the United States income tax laws, including the limitations provided in Sections 165(j) and 1287(a) of the Internal Revenue Code.”.

7. **Financial Statements:** The 2021 Audited Consolidated Financial Statements and the 2022 Audited Consolidated Financial Statements, which are included elsewhere in this Offering Circular, have been audited by KPMG as stated in its reports thereon.
8. **Legal Entity Identifier:** The Legal Entity Identifier of the Issuer is 254900C6X2D3TGF2CO98.



## INDEX TO FINANCIAL STATEMENTS

	<b>Page</b>
<b>The consolidated financial statements of the Issuer as at and for the year ended 31 December 2022</b>	
Auditor’s Report.....	F-2
Consolidated Statement of Comprehensive Income.....	F-19
Consolidated Statement of Financial Position .....	F-21
Consolidated Statement of Changes in Equity.....	F-23
Consolidated Cash Flow Statement .....	F-25
Notes to the Financial Statements.....	F-28
<b>The consolidated financial statements of the Issuer as at and for the year ended 31 December 2021</b>	
Auditor’s Report.....	F-120
Consolidated Statement of Comprehensive Income.....	F-137
Consolidated Statement of Financial Position .....	F-139
Consolidated Statement of Changes in Equity.....	F-141
Consolidated Cash Flow Statement .....	F-143
Notes to the Financial Statements.....	F-146

GLP China Holdings Limited

Annual Report  
For the year ended 31 December 2022

## Directors' Report

The directors submit herewith their annual report together with the audited consolidated financial statements for the year ended 31 December 2022.

### Principal place of business

GLP China Holdings Limited ("the Company") is a company incorporated and domiciled in Hong Kong and has its registered office and principal place of business at 33/F, Edinburgh Tower, The Landmark, 15 Queen's Road Central, Hong Kong.

### Principal activities

The principal activity of the Company is investment holding. The principal activities of the Company and its subsidiaries ("the Group") are investment holding, provision of logistic facilities, fund management and solar energy business and data center business. Further discussion and analysis of these activities as required by Schedule 5 to the Hong Kong Companies Ordinance, including a discussion of the principal risks and uncertainties facing the Group and an indication of likely future developments in the Group's business, can be found in the Business Review set out on pages 4 to 9 of this Annual Report. This discussion forms part of this directors' report.

### Financial statements

The profit of the Group for the year ended 31 December 2022 and the state of the Company's affairs as at that date are set out in the financial statements on pages 17 to 117.

### Transfers to reserves and dividends

Profits attributable to owners of US\$1,290,298,000 (2021: US\$1,414,637,000) has been transferred to reserves. Other movements in reserves are set out in the statement of changes in equity.

### Share capital

Details of the movements in share capital of the Company are set out in note 23(a) to the financial statements.

## Directors

The directors during the financial year were:

Mei, Ming Zhi  
Higashi Michihiro  
Zhuge Wenjing  
Fang Finglei  
MOK Chi Ming  
CHAU Kwok Man (resigned on 8 February 2022)  
Mark Tan  
CHEN Rui Wei (resigned on 8 February 2022)

There being no provision in the Company's articles of association in connection with the retirement of directors, all existing directors continue in office for the following year.

## Indemnity of directors

A permitted indemnity provision (as defined in section 469 of the Hong Kong Companies Ordinance) for the benefit of the directors of the Company is currently in force and was in force throughout this year.

## Directors' interest and short positions in shares, underlying shares and debentures

None of the directors of the Company or any of their spouses or children under eighteen years of age has interests or short positions in the shares, underlying shares or debentures of the Company, or any of its holding company, subsidiaries or other associated corporations.


## Directors' interests in transactions, arrangements or contracts

No transaction, arrangement or contract of significance to which the Company, or any of its holding companies, subsidiaries or fellow subsidiaries was a party, and in which a director of the Company had a material interest, subsisted at the end of the year or at any time during the year.

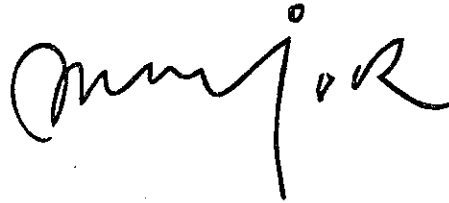
**Auditors**

KPMG retire and, being eligible, offer themselves for re-appointment. A resolution for the re-appointment of KPMG as auditors of the Company is to be proposed at the forthcoming Annual General Meeting.

By order of the board



\_\_\_\_\_  
Director



\_\_\_\_\_  
Director

Date: 31 MAR 2023

## Business Review

GLP China Holdings Limited (“GLP China”) is a leading global business builder, owner, developer and operator of logistics real estate, data centers, renewable energy and related technologies. GLP’s deep expertise and operational insights allow it to build and scale high-quality businesses and create value for its customers.

GLP China is the investor, developer and operator of approximately 450 facilities for logistics and supply chain operations, research & development, high-end manufacturing, data centers and renewable energy, across 70 cities in China. GLP China is an early mover in investing in technologies and innovations to enhance its assets and has built a highly competitive business ecosystem that enables our customers and partners’ growth. GLP China is leading the way in adopting and supporting the latest innovations that improve operational efficiency and create value for our customers and investors.

GLP China launched its data center business in 2018, aiming to deliver efficient and resilient digital infrastructure safely and securely to its customers across the globe. GLP is currently one of the leading independent data center operators in China with assets that will deliver approximately 1,400 MW of IT load capacity upon completion. In 2022, GLP China secured the largest built-to-suit data center contract in China from a leading domestic internet company.

GLP China continues to drive the energy transition and meet clean energy demand by investing, developing, and operating assets across the renewable energy value chains. As of December 2022, total solar capacity of GLP-backed Pufeng New Energy that installs rooftop solar panels across GLP and third-party properties, has reached 1 GW.

### Market overview

- With a large and growing middle-income population, China is becoming one of the world’s largest consumer markets. According to the Premier’s government work report at the National People’s Congress, China sets GDP growth target of around 5% for 2023, beating other major markets in the world. The stable GDP growth is fundamental to the sustained robust demand for logistics and warehousing from the economy. In addition, compared with other modern developed countries, per capita high-end storage area in China is still relatively low. Hence, Chinese logistic real estate market is forecasted of high growth potential in the long run.
- Online sales have grown exponentially during the pandemic, which has also accelerated the development of omni-channel supply chains for various businesses, such as fashion, fresh food, pharmaceuticals, etc. The growing penetration of e-commerce business has brought new demand for modern logistics facilities.

## Market overview (continued)

- The investment return of logistics real estate and its anti-cyclical nature have grown in attractiveness. In 2022, logistics property has generated returns surpassing other real estate asset classes in China thanks to its strong bonding with the supply chain resilience in the brick-and-mortar economy. It is expected that logistics real estate's capitalization rate will continue to beat other property types. Therefore, logistics assets attracts great interest in the capital market, which is evidenced by the current trends in fundraising and block trade.
- Logistics land supply has been on the constraint for years, particularly in core markets. In the long run, GLP is better positioned to weather any unforeseen headwinds as a result of its multi-asset class exposure and market leadership entrenched by its portfolios of premier location assets.
- Data center market fundamentals remain strong with rising demand for local hyperscale data center facilities to support digitization including AI, IoT and cloud services applications across industries.

## Overview of operational results

### - Operations

GLP China owns and manages a sizeable portfolio of 50 million sqm GFA across China. Our portfolio contains completed and stabilised properties valued at US\$31 billion, representing over 82% of total portfolio with a strong lease rate of 88% and a robust occupancy ratio of 85% as of 31 December 2022. Besides, the net increase in leased area reached 1.7 million sqm during 2022, which was primarily driven by e-commerce acceleration and supply chain resilience which continues to generate demand for modern, institutional-grade logistics facilities in key markets.

### - Development

The development of modern logistics facilities is one of our key engines of growth with development profit a regular and recurring part of our earnings stream. In the current year we delivered US\$750 million development projects or 1.4 million sqm GFA (including the properties held by the funds under our management) despite lockdowns and restrictions imposed to due to COVID-19, with an overall 21% development margin, and achieved an overall stabilisation margin of 39%.

### - Main fundraising activities

GLP China Income Partners V ("GLP CIP V") was established in July 2022 via approximately \$5 billion recapitalisation of the portfolio developed within the 2013-vintage GLP China Logistics Fund I ("GLP CLF I"). GLP CLF I is GLP's first logistics development fund in China. More than 80% of CIP V's portfolio were located in Tier 1/1.5 cities with a lease ratio of over 90%. The portfolio had a diversified tenant roster anchored by major third-party logistics and e-commerce customers which represent approximately 70% of the leased area.

- **Main fundraising activities (continued)**

GLP China Income Fund ("CIF VI") was established in November 2022 and has RMB 7.6 billion (equivalent to US\$1.05 billion) AUM. CIF VI was seeded with 20 stabilised modern logistics assets across 19 cities that serve top customers in e-commerce, logistics and retail sectors with a total leasable area of 2.13 million sqm. The portfolio of assets are quality core income-generating properties ensuring strong and recurrent cash-flow generation.

GLP China Value-Added Partners (CVP) was established in November 2022 and has US\$2.6 billion AUM. CVP focused on acquiring existing assets and creating value through active asset management, including cold storage conversion and will capitalise on market opportunities arising from ongoing deleveraging initiatives and market consolidation in China. The fund was seeded with assets located in key logistics hubs in China with a total net leasable area of approximately 600,000 sqm and features significant committed investment capacity to capitalise on further opportunities, including GLP's robust acquisition pipeline.

GLP China Income Fund VII ("CIF VII") was established in November 2022 and has RMB 5.4 billion (equivalent to US\$0.7 billion) AUM. CIF VII was seeded with 13 stabilised modern logistics assets that are located across key logistics hubs including Shanghai, Qingdao, Wuhan and Changsha. The total leasable area is 800,000 sqm and serves top customers in e-commerce, logistics and retail sectors. In-line with GLP's income fund series, the portfolio consists of quality core income-generating properties ensuring strong and recurrent cash-flow generation.

**Financial review**

Rental and related income was US\$851 million (2021: US\$1,011 million). Decrease was primarily due to the continuous monetization of project companies to the non-consolidated funds during the current year, while partially offset by the rental rate growth and lease-up following the completion and stabilization of development projects.

Property-related and other business expenses was US\$558.2 million (2021: US\$381.5 million). Increase was mainly due to the increase of the operational cost incurred by data center and freezer services business in line with their business expansion (e.g., maintenance expense, depreciation expense of right-of-use assets and machinery, etc.).

Other income and share of results of joint ventures and associates was US\$168.1million (2021: US\$1,021.0 million). The private equity market was cooled down during 2022 which led to less profit contribution from the share of results of joint ventures and associates. The fluctuation was also partially derived from volatility in share price of the listed investments in the secondary market.



## Financial review (continued)

Gain on disposal of subsidiaries was US\$1,230.0 million (2021: US\$552.7 million). The increase primarily attributable to the gains from the disposal of seed assets to GLP managed funds and fund management business restructuring in 2022.

The net profit for the year was US\$1,446.7 million (2021: US\$1,885.5 million). Despite a challenging economic landscape, GLP China has still delivered a stable profitability result in 2022. With visionary business strategies in place and confident of our industry-leading expertise, we believe we can continue to provide customers with high quality and best-in-class new economy infrastructure, combined with advanced technical and business solutions.

We have implemented prudent financial management policies that have enabled us to maintain a good credit profile, disciplined investment approach and strong balance sheet with sustainable growth. We benefit from accessing to diversified and multi-channel financing solutions including but not limited to bilateral loans, syndicated loans, capital markets, funds and other borrowings and equity. As of 31 December 2022, we have a total debt of US\$10.0 billion (2021: US\$8.4 billion), net debt of US\$8.6 billion (2021: US\$7.7 billion), and net debt to asset (excluding cash) ratio of 23.15% (2021: 22.87%), respectively.

## Risk management

We place an extremely high importance on risk management. We believe that risk management is not just about minimizing downside risk, but also enables us to take on the necessary risks to grow and create value. We are committed to fostering a strong risk governance culture which encourages identification and proactive management of these risks.

The process of risk management is incorporated into day-to-day operations and forms an integral part of all decision-making processes with GLP China.

For example, our operation in China is naturally exposed to foreign exchange rate fluctuations, and our pre-tax profit is exposed to currency risks through sales and purchases which give rise to receivables, payables and cash balances denominated in foreign currencies, primarily United States dollars. In respect of the monetary assets and liabilities denominated in foreign currencies, we ensure that the net exposures to this risk is kept to an acceptable level by monitoring the currency gap and keep reducing our exposure by holding monetary assets and liabilities denominated in foreign currencies in short-term period.

We are also exposed to interest rate risk arising primarily from variable-rate borrowings and cash balances. We manage the net exposure to interest rate risks by maintaining sufficient lines of credit to obtain acceptable lending costs and by monitoring the exposure to such risks on an ongoing basis.

Individual operating entities within GLP China are responsible for their own cash management, including the short-term investment of cash surpluses and the raising of loans to cover expected cash demands. Our policy is to regularly monitor its liquidity requirements and its compliance with lending covenants, to ensure that it maintains sufficient reserves of cash and adequate committed lines of funding from major financial institutions to meet its liquidity requirements in the short and longer term.

## Environmental social and governance

We are committed to a broad range of environmental, social and governance (ESG) commitments that elevate our business, create value for our shareholders and investors, support our employees and customers, and show respect to the local communities in which we work. We believe ESG is our corporate responsibility as business builders and investors as well as an opportunity to promote good business ethics and focus on a more sustainable and resilient future.

We focus on improving efficiency across our businesses through the use and integration of data and technology. As a result, we are able to reduce consumption, better manage assets and invest capital more efficiently, which in turn generates better returns for our shareholders and investors, reduces costs for our customers and partners, and helps our global employees by increasing motivation and productivity to enhance an individual's livelihood.

We aim to be a global leader on integrated ESG commitments because we believe that sustainability is an essential part of our long-term success as global corporate citizens. To be a global leader we are committed to continuously improving our ESG policy to meet or exceed evolving standards and expectations of our shareholders, investors, customers, employees and communities.

Building business and investing responsibility means embedding ESG into our investment and decision-making process. This helps us to identify and avoid ESG risks. We understand and identify how our activities can impact material ESG factors and how these can affect our reputation, value and stakeholders. We focus on how we can best support our workforce, whether it is our own employees or contractors and suppliers. We recognize how we can work with the communities where we operate business and enhance our presence through economic development, limiting our environmental impact and seeking a community's license to operate.

We consider material ESG factors during development, and operations. Our teams are empowered to prioritise, act, track and monitor the sustainability performance of our businesses and operations and collaborate with our workforce, partners and communities. Consistent ESG performance across an asset's lifecycle helps us to actively manage the sustainability of assets.

As a global business builder, our mission is to build sustainable businesses, while providing exceptional operational services that enhance value. We focus on enhancing value through asset management, effective operations and improving efficiency of our business and assets through the integration of technology and innovation including data analytics, robotics, automated clearance systems, digital loading docks, smart sorting, telematics, energy-efficient fleet management systems, Internet of Things, resource conservation and renewable energy.

To provide our global customers with increased opportunities to enhance their sustainability endeavours, we focus on sustainability initiatives that increase resource conservation, leverage climate action, improve health and well-being and support local communities.

## Environmental social and governance (continued)

We are committed to maintaining the highest standards of corporate governance as a means of enhancing corporate performance and accountability. To demonstrate our commitment towards excellence in corporate governance, we have established a series of well-defined policies and processes to protect our stakeholders' interests. Our leadership team recognizes the importance of strong corporate governance and the maintenance of high standards of accountability to our shareholders and remains firmly committed to seeing that those standards are satisfied through an evolving suite of governance practices that are woven into the fabric of our business.

We continually review and refine its processes in light of best practice, consistent with the needs and circumstances of the group. We maintain a zero-tolerance approach to bribery and corruption and require all management and employees to comply with our Code of Business Conduct at all times and provide annual certification.

We aim to incorporate health and well-being throughout our organization and assets in support of our employees, customers and the communities in which we work. By focusing on promoting well-being we can enhance an individual's livelihood, increase motivation and productivity as well as bring communities together.



KPMG  
8th Floor, Prince's Building  
Central, Hong Kong  
G P O Box 50, Hong Kong  
Telephone +852 2522 6022  
Fax +852 2845 2588  
Internet kpmg.com/cn

毕马威会计师事务所  
香港中环太子大厦8楼  
香港邮政总局信箱50号  
电话 +852 2522 6022  
传真 +852 2845 2588  
网址 kpmg.com/cn

## Independent auditor's report to the members of GLP China Holdings Limited (Incorporated in Hong Kong with limited liability)

### Opinion

We have audited the consolidated financial statements of GLP China Holdings Limited ("the Company") and its subsidiaries ("the Group") set out on pages 17 to 117, which comprise the consolidated statement of financial position as at 31 December 2022, the consolidated statement of comprehensive income, the consolidated statement of changes in equity and the consolidated cash flow statement for the year ended 31 December 2022 and notes to the financial statements, including a summary of significant accounting policies.

In our opinion, the consolidated financial statements give a true and fair view of the consolidated financial position of the Group as at 31 December 2022 and of its consolidated financial performance and its consolidated cash flows for the year ended 31 December 2022 in accordance with Hong Kong Financial Reporting Standards ("HKFRSs") issued by the Hong Kong Institute of Certified Public Accountants ("HKICPA") and have been properly prepared in compliance with the Hong Kong Companies Ordinance.

### Basis for opinion

We conducted our audit in accordance with Hong Kong Standards on Auditing ("HKASs") issued by the HKICPA. Our responsibilities under those standards are further described in the *Auditor's responsibilities for the audit of the consolidated financial statements* section of our report. We are independent of the Group in accordance with the HKICPA's *Code of Ethics for Professional Accountants* ("the Code") and we have fulfilled our other ethical responsibilities in accordance with the Code. We believe that the audit evidence we have obtained is sufficient and appropriate to provide a basis for our opinion.

### Key audit matters

Key audit matters are those matters that, in our professional judgment, were of most significance in our audit of the consolidated financial statements of the current period. These matters were addressed in the context of our audit of the consolidated financial statements as a whole, and in forming our opinion thereon, and we do not provide a separate opinion on these matters.



Independent auditor's report to the members of  
GLP China Holdings Limited (continued)  
(Incorporated in Hong Kong with limited liability)

Key audit matters (continued)

Valuation of investment properties	
<i>Refer to note 11 to the consolidated financial statements and the accounting policies on note 2(j).</i>	
The key audit matter	How the matter was addressed in our audit
<p>As at 31 December 2022, the Group had a significant portfolio of investment properties with respect to logistics and warehousing facilities located in Mainland China with a carrying amount of US\$ 13,880 million, representing 36% of the Group's total assets.</p> <p>These investment properties are stated at their fair values with reference to the valuation performed by external property valuers, with changes in fair value recognised in profit or loss. The valuation results are sensitive to key assumptions and parameters such as terminal yield capitalisation rate, capitalisation rate and discount rate.</p> <p>We identified valuation of investment properties as a key audit matter because the valuation involves significant judgment in determining the appropriate valuation methodologies to be used, and in estimating the underlying assumptions and parameters to be applied.</p>	<p>Our audit procedures to assess the valuation of investment properties included the following:</p> <ul style="list-style-type: none"><li>• obtaining an understanding of the Group's process of, and assessing the design and implementation of the key internal controls over determining the fair value of investment properties;</li><li>• obtaining and inspecting the valuation reports prepared by the external property valuers engaged by management on which the directors' assessment of the fair values of investment properties was based;</li><li>• assessing the external property valuers' qualifications, experience and expertise in the properties being valued and considering their objectivity;</li><li>• with the assistance of our internal valuation specialist, assessing the appropriateness of the valuation methodologies with reference to the prevailing accounting standards and the appropriateness of the key assumptions and parameters adopted by the external valuers by comparing these assumptions against historical rates and available industry and market data, taking into consideration comparability and other factors;</li><li>• comparing significant input data used in the valuation to supporting documentation, on a sample basis, and</li><li>• assessing the appropriateness of the disclosures in the consolidated financial statements in respect of valuation of investment properties with reference to the requirements of prevailing accounting standards.</li></ul>



Independent auditor's report to the members of  
GLP China Holdings Limited (continued)  
(Incorporated in Hong Kong with limited liability)

Key audit matters (continued)

<b>Accounting for interests in limited liability partnerships</b>	
<i>Refer to notes 12, 13 and 14 to the consolidated financial statements and the accounting policies on note 2(d) and 2(f).</i>	
<b>The key audit matter</b>	<b>How the matter was addressed in our audit</b>
<p>The Group holds interests in limited liability partnerships and acts as the limited partners of these partnerships, and the Group's fellow subsidiaries act as the general partner of these partnerships. These limited liability partnerships are formed to invest in and operate various types of assets and businesses. Based on management analysis of the respective partnership's governance structure and decision-making mechanism, the Group's ability to control or influence the significant decisions of the partnership, and the level and variability of the Group's returns, the Group determines whether it should account for interests in these partnerships as subsidiaries, associates or joint ventures.</p> <p>We identified accounting for interests in limited liability partnerships as a key audit matter because the governance structure and decision-making mechanism of these partnerships vary and significant judgement is involved in assessing Group's ability to control or exercise significant influence over the significant decisions of these partnerships and the degree of linkage between the Group's decision-making abilities and returns, which could lead to different accounting treatment and different financial statement presentation.</p>	<p>Our audit procedures to assess the appropriateness of accounting for interests in limited liability partnerships included the following:</p> <ul style="list-style-type: none"><li>• obtaining an understanding of the Group's process of classifying and accounting for equity interest in each limited liability partnership, understanding the purpose and design of each limited liability partnership and its relevant activities;</li><li>• assessing management's analysis of the relevant activities of limited liability partnerships that affect the financial returns, as well as the Group's ability to control or exercise significant influence over the relevant activities that significantly affect the Group's financial returns;</li><li>• inspecting legal and contractual documents and evaluating whether the decision-making mechanism as well as the scope of decisions where general partner and limited partners of these limited liability partnerships are empowered to make are consistent with the Group's analysis;</li><li>• assessing whether the Group's classification and accounting for interests in limited liability partnerships are appropriate with reference to the prevailing accounting standards; and</li><li>• assessing the appropriateness of disclosures and presentation in the consolidated financial statements in respect of the interests in limited liability partnerships with reference to requirements of prevailing accounting standards.</li></ul>



Independent auditor's report to the members of  
GLP China Holdings Limited (continued)  
(Incorporated in Hong Kong with limited liability)

Key audit matters (continued)

Valuation of unquoted equity investments	
<i>Refer to notes 18 and 30(f) to the consolidated financial statements and the accounting policies on note 2(h).</i>	
The key audit matter	How the matter was addressed in our audit
<p>At 31 December 2022, the Group held a portfolio of unquoted equity instruments of US\$1,864 million. The fair value of these unquoted equity investments is measured at Level 3 of the fair value hierarchy.</p> <p>The fair value of the Group's unquoted equity investments is derived from valuation models with unobservable inputs and estimates, which involve significant management judgement and estimation.</p> <p>We identified valuation of unquoted equity investments as a key audit matter because of the degree of complexity involved in valuing these unquoted equity investments and because of the significant degree of judgment exercised by management in determining the valuation models to be used and the inputs and assumptions used in the valuation models.</p>	<p>Our audit procedures to assess the valuation of unquoted equity investments included the following:</p> <ul style="list-style-type: none"><li>• obtaining an understanding of the Group's process of, and assessing the design and implementation of the key internal controls over determining the valuation of unquoted equity investments;</li><li>• with the assistance of our internal valuation specialists, on a sample basis, assessing the appropriateness of the valuation models with reference to the prevailing accounting standards and the key inputs and assumptions adopted in the valuation models by comparing these inputs and assumptions with market data derived from comparative companies or comparative transactions, or other publicly available information;</li><li>• comparing, on a sample basis, investees' financial data adopted in the valuation models to their respective financial statements; and</li><li>• assessing the appropriateness of the disclosures in the consolidated financial statements in respect of the valuation of unquoted equity investments with reference to the requirements of prevailing accounting standards.</li></ul>



## Independent auditor's report to the members of GLP China Holdings Limited (continued)

*(Incorporated in Hong Kong with limited liability)*

### **Information other than the consolidated financial statements and auditor's report thereon**

The directors are responsible for the other information. The other information comprises all the information included in the annual report, other than the consolidated financial statements and our auditor's report thereon.

Our opinion on the consolidated financial statements does not cover the other information and we do not express any form of assurance conclusion thereon.

In connection with our audit of the consolidated financial statements, our responsibility is to read the other information and, in doing so, consider whether the other information is materially inconsistent with the consolidated financial statements or our knowledge obtained in the audit or otherwise appears to be materially misstated.

If, based on the work we have performed, we conclude that there is a material misstatement of this other information, we are required to report that fact. We have nothing to report in this regard.

### **Responsibilities of the directors for the consolidated financial statements**

The directors are responsible for the preparation of the consolidated financial statements that give a true and fair view in accordance with HKFRSs issued by the HKICPA and the Hong Kong Companies Ordinance and for such internal control as the directors determine is necessary to enable the preparation of consolidated financial statements that are free from material misstatement, whether due to fraud or error.

In preparing the consolidated financial statements, the directors are responsible for assessing the Group's ability to continue as a going concern, disclosing, as applicable, matters related to going concern and using the going concern basis of accounting unless the directors either intend to liquidate the Group or to cease operations, or have no realistic alternative but to do so.

### **Auditor's responsibilities for the audit of the consolidated financial statements**

Our objectives are to obtain reasonable assurance about whether the consolidated financial statements as a whole are free from material misstatement, whether due to fraud or error, and to issue an auditor's report that includes our opinion. This report is made solely to you, as a body, in accordance with section 405 of the Hong Kong Companies Ordinance, and for no other purpose. We do not assume responsibility towards or accept liability to any other person for the contents of this report.





Independent auditor's report to the members of  
GLP China Holdings Limited (continued)  
*(Incorporated in Hong Kong with limited liability)*

**Auditor's responsibilities for the audit of the consolidated financial statements  
(continued)**

Reasonable assurance is a high level of assurance, but is not a guarantee that an audit conducted in accordance with HKSA's will always detect a material misstatement when it exists. Misstatements can arise from fraud or error and are considered material if, individually or in the aggregate, they could reasonably be expected to influence the economic decisions of users taken on the basis of these consolidated financial statements.

As part of an audit in accordance with HKSA's, we exercise professional judgement and maintain professional scepticism throughout the audit. We also:

- Identify and assess the risks of material misstatement of the consolidated financial statements, whether due to fraud or error, design and perform audit procedures responsive to those risks, and obtain audit evidence that is sufficient and appropriate to provide a basis for our opinion. The risk of not detecting a material misstatement resulting from fraud is higher than for one resulting from error, as fraud may involve collusion, forgery, intentional omissions, misrepresentations, or the override of internal control.
- Obtain an understanding of internal control relevant to the audit in order to design audit procedures that are appropriate in the circumstances, but not for the purpose of expressing an opinion on the effectiveness of the Group's internal control.
- Evaluate the appropriateness of accounting policies used and the reasonableness of accounting estimates and related disclosures made by the directors.
- Conclude on the appropriateness of the directors' use of the going concern basis of accounting and, based on the audit evidence obtained, whether a material uncertainty exists related to events or conditions that may cast significant doubt on the Group's ability to continue as a going concern. If we conclude that a material uncertainty exists, we are required to draw attention in our auditor's report to the related disclosures in the consolidated financial statements or, if such disclosures are inadequate, to modify our opinion. Our conclusions are based on the audit evidence obtained up to the date of our auditor's report. However, future events or conditions may cause the Group to cease to continue as a going concern.
- Evaluate the overall presentation, structure and content of the consolidated financial statements, including the disclosures, and whether the consolidated financial statements represent the underlying transactions and events in a manner that achieves fair presentation.
- Obtain sufficient appropriate audit evidence regarding the financial information of the entities or business activities within the Group to express an opinion on the consolidated financial statements. We are responsible for the direction, supervision and performance of the Group audit. We remain solely responsible for our audit opinion.



Independent auditor's report to the members of  
GLP China Holdings Limited (continued)  
*(Incorporated in Hong Kong with limited liability)*

**Auditor's responsibilities for the audit of the consolidated financial statements  
(continued)**

We communicate with the directors regarding, among other matters, the planned scope and timing of the audit and significant audit findings, including any significant deficiencies in internal control that we identify during our audit.

We also provide the directors with a statement that we have complied with relevant ethical requirements regarding independence and communicate with them all relationships and other matters that may reasonably be thought to bear on our independence and, where applicable, actions taken to eliminate threats or safeguards applied.

From the matters communicated with the directors, we determine those matters that were of most significance in the audit of the consolidated financial statements of the current period and are therefore the key audit matters. We describe these matters in our auditor's report unless law or regulation precludes public disclosure about the matter or when, in extremely rare circumstances, we determine that a matter should not be communicated in our report because the adverse consequences of doing so would reasonably be expected to outweigh the public interest benefits of such communication.

The engagement partner on the audit resulting in this independent auditor's report is Alex M K Shum.

Certified Public Accountants  
8th Floor, Prince's Building  
10 Chater Road  
Central, Hong Kong

Date: 31 March 2023

## Consolidated Statement of Comprehensive Income for the year ended 31 December 2022

	Notes	Year ended 31 December 2022 US\$'000	Year ended 31 December 2021 US\$'000
<b>Revenue</b>	4	1,205,310	1,259,313
Other income	5	3,138	355,579
Cost of goods sold		(6,684)	(3,881)
Property-related and other business expenses		(558,165)	(381,534)
Other expenses		(296,994)	(299,807)
Changes in fair value of investment properties		933,515	973,433
Share of results (net of tax expense) of joint ventures		46,415	164,047
Share of results (net of tax expense) of associates and loss on disposal of associates		118,552	501,336
<b>Profit from operations</b>		<b>1,445,087</b>	<b>2,568,486</b>
Finance costs	6	(684,773)	(501,954)
Finance income	6	136,657	98,519
Net finance costs	6	(548,116)	(403,435)
Gain on acquisition of subsidiaries	29	-	19,477
Gain on disposal of subsidiaries	29	1,230,002	552,697
Gain on disposal of investment properties		3,020	13,642
<b>Profit before taxation</b>	7	<b>2,129,993</b>	<b>2,750,867</b>
Tax expense	8	(683,329)	(865,333)
<b>Profit for the year</b>		<b>1,446,664</b>	<b>1,885,534</b>
<b>Profit attributable to:</b>			
Owners of the Company		1,290,298	1,414,637
Non-controlling interests		156,366	470,897
<b>Profit for the year</b>		<b>1,446,664</b>	<b>1,885,534</b>

The notes on pages 26 to 117 form part of these financial statements.

## Consolidated Statement of Comprehensive Income for the year ended 31 December 2022 (continued)

	Note	Year ended 31 December 2022 US\$'000	Year ended 31 December 2021 US\$'000
<b>Profit for the year</b>		1,446,664	1,885,534
<b>Other comprehensive income for the year</b>	10		
<i>Items that will not be reclassified to profit or loss:</i>			
Surplus on revaluation of buildings held for own use carried at fair value		-	5,024
Change in fair value of other investments		(72,989)	115,480
<i>Items that may be reclassified subsequently to profit or loss:</i>			
Exchange differences on translation of financial statements from functional currency to reporting currency		(1,815,663)	429,019
Share of other comprehensive income of joint ventures		13,177	(3,236)
Share of other comprehensive income of associates		359	7,801
<b>Other comprehensive income for the year</b>		<u>(1,875,116)</u>	<u>554,088</u>
<b>Total comprehensive income for the year</b>		<u>(428,452)</u>	<u>2,439,622</u>
<b>Total comprehensive income attributable to:</b>			
Owners of the Company		(78,253)	1,844,570
Non-controlling interests		<u>(350,199)</u>	<u>595,052</u>
<b>Total comprehensive income for the year</b>		<u>(428,452)</u>	<u>2,439,622</u>

The notes on pages 26 to 117 form part of these financial statements.

## Consolidated Statement of Financial Position as at 31 December 2022


	Notes	31 December 2022 US\$'000	31 December 2021 US\$'000
<b>Non-current assets</b>			
Investment properties	11	13,880,385	15,269,504
Joint ventures	13	2,809,348	3,080,404
Associates	14	2,844,715	2,811,647
Deferred tax assets	15	54,468	24,657
Property, plant and equipment	16	1,352,456	823,082
Intangible assets	17	703,948	316,716
Other investments	18	2,512,638	2,336,864
Other non-current assets	19	1,995,642	716,633
		<u>26,153,600</u>	<u>25,379,507</u>
<b>Current assets</b>			
Trade and other receivables	20	4,211,604	2,889,843
Assets classified as held for sale	21	6,608,509	5,532,665
Cash and cash equivalents	22	1,489,426	716,941
		<u>12,309,539</u>	<u>9,139,449</u>
<b>Total assets</b>		<u>38,463,139</u>	<u>34,518,956</u>
<b>Equity attributable to owners of the Company</b>			
Share capital	23	6,950,825	6,950,825
Reserves	24	7,162,993	7,278,443
		14,113,818	14,229,268
<b>Non-controlling interests</b>		<u>6,145,160</u>	<u>5,627,871</u>
<b>Total equity</b>		<u>20,258,978</u>	<u>19,857,139</u>

The notes on pages 26 to 117 form part of these financial statements.

## Consolidated Statement of Financial Position as at 31 December 2022 (continued)

	Notes	31 December 2022 US\$'000	31 December 2021 US\$'000
<b>Non-current liabilities</b>			
Loans and borrowings	25	7,616,493	7,095,801
Deferred tax liabilities	15	1,417,960	1,751,698
Other non-current liabilities	26	<u>711,512</u>	<u>500,368</u>
		<u>9,745,965</u>	<u>9,347,867</u>
<b>Current liabilities</b>			
Loans and borrowings	25	2,104,844	1,086,493
Trade and other payables	27	1,717,428	1,591,910
Current tax payable		395,350	158,889
Liabilities classified as held for sale	21	<u>4,240,574</u>	<u>2,476,658</u>
		<u>8,458,196</u>	<u>5,313,950</u>
<b>Total liabilities</b>		<u>18,204,161</u>	<u>14,661,817</u>
<b>Total equity and liabilities</b>		<u>38,463,139</u>	<u>34,518,956</u>

Approved and authorised for issue by the Board of Directors on 31 MAR 2023



Director



Director

The notes on pages 26 to 117 form part of these financial statements.

## Consolidated Statement of Changes in Equity for the year ended 31 December 2022

	Share capital US\$'000	Capital and PRC statutory reserve US\$'000	Equity compensation reserve US\$'000	Currency translation reserve US\$'000	Property revaluation reserve US\$'000	Fair value reserve (non- recycling) US\$'000	Other reserve US\$'000	Retained earnings US\$'000	Total attributable to owners of the Company US\$'000	Non- controlling interests US\$'000	Total equity US\$'000
At 1 January 2021	6,950,825	3,838	36,849	(129,913)	6,730	113,227	(1,564,630)	6,956,745	12,393,671	5,176,090	17,559,761
<b>Total comprehensive income for the year</b>								<b>1,414,637</b>	<b>1,414,637</b>	<b>470,887</b>	<b>1,885,534</b>
Profit for the year											
<b>Other comprehensive income</b>											
Exchange differences on translation of financial statements from functional currency to reporting currency				304,864					304,864	124,155	429,019
Changes in fair value of other investments						115,480			115,480		115,480
Surplus on revaluation of buildings held for own use carried at fair value					5,024				5,024		5,024
Share of other comprehensive income of joint ventures		(3,236)							(3,236)		(3,236)
Share of other comprehensive income of associates		7,801							7,801		7,801
<b>Total other comprehensive income</b>		<b>4,565</b>		<b>304,864</b>	<b>5,024</b>	<b>115,480</b>			<b>429,933</b>	<b>124,155</b>	<b>554,088</b>
<b>Total comprehensive income for the year</b>		<b>4,565</b>		<b>304,864</b>	<b>5,024</b>	<b>115,480</b>		<b>1,414,637</b>	<b>1,844,570</b>	<b>595,052</b>	<b>2,439,622</b>
<b>Transactions with owners, recorded directly in equity</b>											
Capital contribution from non-controlling interests										457,544	457,544
Capital withdrawal from non-controlling interests										(244,588)	(244,588)
Other adjustment										(95,033)	(95,033)
Transfer to reserves		69,595						(69,595)			
Acquisition of interests in subsidiaries from non-controlling interests		(1,186)							(1,186)	(223,858)	(225,044)
Acquisition of subsidiaries (note 29)										100,374	100,374
Disposal of subsidiaries (note 29)					(11,754)				(11,754)	(727,036)	(738,790)
Disposal of interests in subsidiaries to minority interests										824,550	824,550
Dividends paid to non-controlling interests										(35,223)	(35,223)
<b>Total contributions by and distributions to owners</b>		<b>82,376</b>			<b>(11,754)</b>			<b>(69,595)</b>	<b>1,027</b>	<b>(143,271)</b>	<b>(142,244)</b>
At 31 December 2021	6,950,825	90,779	36,849	174,951		228,707	(1,554,630)	8,301,787	14,229,268	5,627,871	19,857,139

The notes on pages 26 to 117 form part of these financial statements.

## Consolidated Statement of Changes in Equity for the year ended 31 December 2022 (continued)

	Share capital US\$'000	Capital and PRC statutory reserve US\$'000	Equity compensation reserve US\$'000	Currency translation reserve US\$'000	Fair value reserve (non-recycling) US\$'000	Other reserve US\$'000	Retained earnings US\$'000	Total attributable to owners of the Company US\$'000	Non-controlling interests US\$'000	Total equity US\$'000
At 1 January 2022	6,950,825	90,779	36,849	174,951	228,707	(1,554,630)	8,301,787	14,229,268	5,627,871	19,857,139
<b>Total comprehensive income for the year</b>										
Profit for the year	-	-	-	-	-	-	1,290,298	1,290,298	156,366	1,446,664
<b>Other comprehensive income</b>										
Exchange differences on translation of financial statements from functional currency to reporting currency	-	-	-	(1,309,098)	-	-	-	(1,309,098)	(506,565)	(1,815,663)
Changes in fair value of other investments	-	-	-	-	(72,989)	-	-	(72,989)	-	(72,989)
Share of other comprehensive income of joint ventures	-	13,177	-	-	-	-	-	13,177	-	13,177
Share of other comprehensive income of associates	-	359	-	-	-	-	-	359	-	359
<b>Total other comprehensive income</b>	-	13,536	-	(1,309,098)	(72,989)	-	-	(1,368,551)	(506,565)	(1,875,116)
<b>Total comprehensive income for the year</b>	-	13,536	-	(1,309,098)	(72,989)	-	1,290,298	(78,253)	(350,199)	(428,652)
<b>Transactions with owners, recorded directly in equity</b>										
Capital contribution from non-controlling interests	-	-	-	-	-	-	-	-	2,649,229	2,649,229
Capital withdrawal from non-controlling interests	-	-	-	-	-	-	(430)	-	(1,255)	(1,255)
Transfer to reserves	-	430	-	-	-	-	-	-	-	-
Acquisition of interests in subsidiaries from non-controlling interests	-	(54,379)	-	-	-	-	-	(54,379)	(5,876)	(60,255)
Acquisition of subsidiaries (note 29)	-	7,582	-	-	-	-	-	7,582	154,639	162,221
Disposal of subsidiaries (note 29)	-	(4,258)	-	-	-	-	-	(4,258)	(151,260)	(155,518)
Disposal of interest in subsidiaries to non-controlling interests	-	(1,612)	-	-	-	-	-	(1,612)	(2,093,759)	(2,095,371)
Dividends paid to non-controlling interests	-	-	-	-	-	-	-	-	-	-
Disposal of associates	-	15,470	-	-	(48,234)	-	48,234	15,470	-	15,470
Disposal of other investments	-	-	-	-	(48,234)	-	-	-	-	-
<b>Total contributions by and distributions to owners</b>	-	(36,767)	-	-	(48,234)	-	47,804	(37,197)	867,488	830,291
At 31 December 2022	6,950,825	67,548	36,849	(1,134,147)	107,484	(1,554,630)	9,639,869	14,113,818	6,145,160	20,258,978

The notes on pages 26 to 117 form part of these financial statements.



## Consolidated Cash Flow Statement for the year ended 31 December 2022

	Year ended 31 December 2022 US\$'000	Year ended 31 December 2021 US\$'000
<b>Cash flows from operating activities</b>		
Profit before taxation	2,129,993	2,750,867
Adjustments for:		
Amortisation of intangible assets	9,579	1,369
Amortisation of deferred management costs	-	133
Depreciation of property, plant and equipment	49,068	28,137
Loss/(gain) on disposal of property, plant and equipment	8,549	(138)
Gain on disposal of subsidiaries	(1,230,002)	(552,697)
Gain on acquisition of subsidiaries	-	(19,477)
Gain on disposal of associates	-	(7,360)
Gain on disposal of investment properties	(3,020)	(13,642)
Share of results (net of tax expense) of joint ventures	(46,415)	(164,047)
Share of results (net of tax expense) of associates and loss on disposal of associates	(118,552)	(501,336)
Changes in fair value of investment properties	(933,515)	(973,433)
Changes in fair value of financial assets	60,960	(288,301)
Impairment losses on trade and other receivables	2,297	993
Other expenses	42,095	44,587
Net finance costs	548,116	403,435
Dividend income	(46,707)	(14,199)
	<u>472,446</u>	<u>694,891</u>
Changes in working capital:		
Trade and other receivables	66,569	(669,592)
Trade and other payables	98,635	740,490
	<u>637,650</u>	<u>765,789</u>
Cash generated from operations	637,650	765,789
Tax paid	(106,390)	(150,973)
	<u>531,260</u>	<u>614,816</u>
<b>Net cash generated from operating activities</b>	<u>531,260</u>	<u>614,816</u>

The notes on pages 26 to 117 form part of these financial statements.

## Consolidated Cash Flow Statement for the year ended 31 December 2022 (continued)

	Note	Year ended 31 December 2022 US\$'000	Year ended 31 December 2021 US\$'000
<b>Cash flows from investing activities</b>			
Acquisitions of subsidiaries, net of cash acquired	29	(1,489,646)	(957,490)
Disposal of subsidiaries, net of cash disposed	29	1,645,155	4,224,412
Capital contribution to joint ventures		(56,963)	(756,503)
Capital contribution to associates		(429,287)	(785,650)
Dividends received from joint ventures		94,957	10,850
Dividends received from associates		146,547	55,306
Dividends received from other investments		49,558	-
Payment for purchase of property, plant and equipment		(323,533)	(205,036)
Payment for purchase of other investments		(689,792)	(393,210)
Proceeds from disposal of property, plant and equipment		7,614	1,033
Proceeds from disposal of investment properties		11,959	8,644
Proceeds from disposal of other investments		298,935	7,704
Proceeds from disposal of associates and joint ventures		522,011	110,117
Withholding tax paid on disposal gain, dividend and interest income from subsidiaries		(45,221)	(219,850)
Development expenditure on investment properties		(819,985)	(1,279,504)
Deposit paid for acquisitions of investment properties		(101,159)	(116,929)
Loans to joint ventures		(48,880)	(43,592)
Loans to associates		(81,322)	(48,313)
Loans to non-controlling interests		(7,123)	(7,243)
Loans to third parties		-	(349,419)
Loans to intermediate holding company and other related parties		(1,525,653)	(821,895)
Repayment of loans from joint ventures		18,615	72,136
Repayment of loans from associates		204,638	94,453
Repayment of loans from non-controlling interests		-	41,293
Repayment of loans from third parties		76,571	275,595
Repayment of loans from other related parties		86,227	68,135
Interest income received		77,092	61,470
<b>Net cash used in investing activities</b>		<b>(2,378,685)</b>	<b>(953,486)</b>

The notes on pages 26 to 117 form part of these financial statements.

## Consolidated Cash Flow Statement for the year ended 31 December 2022 (continued)

	Note	Year ended 31 December 2022 US\$'000	Year ended 31 December 2021 US\$'000
<b>Cash flows from financing activities</b>			
Capital contribution from non-controlling interests		2,261,029	457,544
Deposits received from issue of co-invest shares		2,416	4,398
Repayment of loans from non-controlling interests	22(b)	(3,204)	(10,202)
Proceeds of loans from third parties	22(b)	2,571	-
Repayment of loans from third parties	22(b)	(700)	(637)
Proceeds of loans from associates	22(b)	4,770	-
Repayment of loans from associates	22(b)	(28,501)	-
Proceeds of loans from other related parties	22(b)	366,911	-
Repayment of loans from other related parties	22(b)	(234,290)	-
Proceeds from bank loans	22(b)	9,843,571	6,713,692
Repayment of bank loans	22(b)	(6,433,457)	(6,829,248)
Proceeds from issue of bonds	22(b)	322,532	2,751,731
Repayment of bonds	22(b)	(1,044,139)	(2,633,904)
Interest paid	22(b)	(509,893)	(500,670)
Dividends paid to non-controlling interests		(1,705,559)	(35,223)
Acquisition of interests in subsidiaries from non-controlling interests		(60,255)	(220,286)
Proceeds from disposal of interests in subsidiaries to non-controlling interests		314,423	638,517
Proceeds of loans from non-controlling interests	22(b)	1,646	-
Capital withdrawal from non-controlling interests		(1,255)	(244,589)
Cash payments for principal portion of lease liabilities	22(b)	(19,384)	(14,400)
Cash payments for interest portion of lease liabilities	22(b)	(7,474)	(6,852)
Dividend paid to co-invest shareholders		(6,833)	-
Deposits pledged for bank loans		(57,548)	-
<b>Net cash generated from financing activities</b>		<u>3,007,377</u>	<u>69,871</u>
<b>Net increase/(decrease) in cash and cash equivalents</b>		1,159,952	(268,799)
Cash and cash equivalents at beginning of year		963,449	1,222,062
Effect of exchange rate changes on cash balances held in foreign currencies		(53,278)	10,186
<b>Cash and cash equivalents at end of year</b>	22	<u>2,070,123</u>	<u>963,449</u>

The notes on pages 26 to 117 form part of these financial statements.

## Notes to the Financial Statements

### 1. General information

The Company was set up in Hong Kong on 15 October 2013 by CLH Limited, a subsidiary of GLP Pte. Ltd. which was incorporated in the Republic of Singapore ("Singapore").

CLH Limited and Global Logistic Properties Holding Limited ("GLPH Limited"), two Cayman incorporated companies, are intermediate holding vehicles 100% owned by GLP Limited. CLH Limited holds its shares in project companies incorporated in the People's Republic of China (the "PRC") through various intermediate offshore holding companies incorporated in Barbados, Singapore and Hong Kong. GLPH Limited holds its shares in GLP Investment (Shanghai) Co. Ltd. ("CMC"), a management company incorporated in the PRC, through two intermediate holding companies, China Management Holding Srl, incorporated in Barbados, and China Management Holdings (Hong Kong) Limited, incorporated in Hong Kong.

In October 2013, subsequent to the establishment of the Company, GLP China Asset Holdings Limited (former name "Iowa China Asset Holdings (Hong Kong) Limited") ("China Asset Holdco") was then established as a direct subsidiary of the Company. GLP HK Holdings Limited ("HK Holding Platform") and GLP SG Holdings Pte. Ltd. ("SG Holding Platform") were then established as subsidiaries of China Asset Holdco.

On 20 May 2014, certain intermediate offshore holding companies incorporated in Singapore, together with their subsidiaries and joint ventures were transferred to SG Holding Platform, and the rest of the intermediate offshore holding companies incorporated in Barbados, Singapore and Hong Kong, together with their subsidiaries and joint ventures were then transferred to HK Holding Platform. On the same date, GLPH Limited transferred its shares in China Management Holding Srl to the Company.

Subsequent to the reorganisation mentioned above (the "Reorganisation"), the Company owns subsidiaries and joint ventures indirectly through offshore immediate holding companies. As part of the Reorganisation, the Company introduced new investors Khangai Company Limited, Khangai II Company Limited, GLP Associate (I) Limited and GLP Associate (II) LLC. CLH Limited's percentage of interest in the Company was reduced to 66.2%.

In February 2022, CLH Limited, Khangai Company Limited and Khangai II Company Limited entered into a share purchase agreement, pursuant to which Khangai Company Limited transferred 789,750,000 issued shares of the Company and Khangai II Company Limited transferred 467,303,653 issued shares of the Company to CLH Limited, as a result of which CLH Limited has held 5,857,618,406 shares of the Company, representing an increase of shareholding in the Company to 84.30%, while Khangai Company Limited and Khangai II Company Limited have reduced their shareholding in the Company to 7.58% and 4.48% respectively after the completion of share transfer on 8 February 2022. In March 2022, CLH Limited entered into a share purchase agreement to transfer 1,257,053,653 shares of the Company to its related corporation. As at 31 December 2022, the share transfer was still in progress.

## 2. Significant accounting policies

### (a) Statement of compliance

These financial statements have been prepared in accordance with all applicable Hong Kong Financial Reporting Standards (HKFRSs), which collective term includes all applicable individual Hong Kong Financial Reporting Standards, Hong Kong Accounting Standards (HKASs) and Interpretations issued by the Hong Kong Institute of Certified Public Accountants (HKICPA) and accounting principles generally accepted in Hong Kong and the requirements of the Hong Kong Companies Ordinance. Significant accounting policies adopted by the Group are disclosed below.

The HKICPA has issued certain new and revised HKFRSs that are first effective or available for early adoption for the current accounting period of the Group and the Company. Note 2(c) provides information on any changes in accounting policies resulting from initial application of these developments to the extent that they are relevant to the Group for the current and prior accounting periods reflected in these financial statements.

### (b) Basis of preparation of the financial statements

The consolidated financial statements for the year ended 31 December 2022 comprise the Group and the Group's interests in associates and joint ventures.

The measurement basis used in the preparation of the financial statements is the historical cost basis except that the following assets and liabilities are stated at their fair value as explained in the accounting policies set out below:

- equity investments (see note 2(h)); and
- investment properties (see note 2(j)).

Non-current assets and disposal groups held for sale are stated at the lower of carrying amount and fair value less costs to sell (see note 2(z)).

The functional currency of the Company is Chinese Renminbi Yuan ("RMB"). These financial statements are presented in United States dollars ("USD") and rounded to the nearest thousand. All financial information presented in USD has been translated based on the accounting policy set out in note 2(x).

The preparation of financial statements in conformity with HKFRSs requires management to make judgements, estimates and assumptions that affect the application of policies and reported amounts of assets, liabilities, income and expenses. The estimates and associated assumptions are based on historical experience and various other factors that are believed to be reasonable under the circumstances, the results of which form the basis of making the judgements about carrying values of assets and liabilities that are not readily apparent from other sources. Actual results may differ from these estimates.

The estimates and underlying assumptions are reviewed on an ongoing basis. Revisions to accounting estimates are recognised in the period in which the estimate is revised if the revision affects only that period, or in the period of the revision and future periods if the revision affects both current and future periods.

## 2. Significant accounting policies (continued)

Judgements made by management in the application of HKFRSs that have significant effect on the financial statements and major sources of estimation uncertainty are discussed in note 3.

### (c) Changes in accounting policies

The Group has applied the following amendments to HKFRSs issued by the HKICPA to these financial statements for the current accounting period:

- Amendments to HKAS 16, *Property, plant and equipment: Proceeds before intended use*
- Amendments to HKAS 37, *Provisions, contingent liabilities and contingent assets: Onerous contracts — cost of fulfilling a contract*

The Group has not applied any new standard or interpretation that is not yet effective for the current accounting period. Impacts of the adoption of the amended HKFRSs are discussed below:

#### Amendments to HKAS 16, *Property, plant and equipment: Proceeds before intended use*

The amendments prohibit an entity from deducting the proceeds from selling items produced before that asset is available for use from the cost of an item of property, plant and equipment. Instead, the sales proceeds and the related costs should be included in profit and loss. The amendments do not have a material impact on these financial statements as the Group does not sell items produced before an item of property, plant and equipment is available for use.

#### Amendments to HKAS 37, *Provisions, contingent liabilities and contingent assets: Onerous contracts — cost of fulfilling a contract*

The amendments clarify that for the purpose of assessing whether a contract is onerous, the cost of fulfilling the contract includes both the incremental costs of fulfilling that contract and an allocation of other costs that relate directly to fulfilling contracts.

Previously, the Group included only incremental costs when determining whether a contract was onerous. In accordance with the transitional provisions, the Group has applied the new accounting policy to contracts for which it has not yet fulfilled all its obligations at 1 January 2022, and has concluded that none of them is onerous.

## 2. Significant accounting policies (continued)

### (d) Subsidiaries and non-controlling interests

Subsidiaries are entities controlled by the Group. The Group controls an entity when it is exposed, or has rights, to variable returns from its involvement with the entity and has the ability to affect those returns through its power over the entity. When assessing whether the Group has power, only substantive rights (held by the Group and other parties) are considered.

An investment in a subsidiary is consolidated into the consolidated financial statements from the date that control commences until the date that control ceases. Intra-group balances, transactions and cash flows and any unrealised profits arising from intra-group transactions are eliminated in full in preparing the consolidated financial statements. Unrealised losses resulting from intra-group transactions are eliminated in the same way as unrealised gains but only to the extent that there is no evidence of impairment.

Non-controlling interests represent the equity in a subsidiary not attributable directly or indirectly to the Company, and in respect of which the Group has not agreed any additional terms with the holders of those interests which would result in the Group as a whole having a contractual obligation in respect of those interests that meets the definition of a financial liability. For each business combination, the Group can elect to measure any non-controlling interests either at fair value or at the non-controlling interests' proportionate share of the subsidiary's net identifiable assets.

Non-controlling interests are presented in the consolidated statement of financial position within equity, separately from equity attributable to the equity shareholders of the Company. Non-controlling interests in the results of the Group are presented on the face of the consolidated statement of comprehensive income as an allocation of the total comprehensive income for the year between non-controlling interests and the equity shareholders of the Company. Loans from holders of non-controlling interests and other contractual obligations towards these holders are presented as financial liabilities in the consolidated statement of financial position in accordance with notes 2(r) or 2(s) depending on the nature of the liability.

Changes in the Group's interest in a subsidiary that do not result in a loss of control are accounted for as equity transactions, whereby adjustments are made to the amounts of controlling and non-controlling interests within consolidated equity to reflect the change in relative interests, but no adjustments are made to goodwill and no gain or loss is recognised.

When the Group loses control of a subsidiary, it is accounted for as a disposal of the entire interest in that subsidiary, with a resulting gain or loss being recognised in profit or loss. Any interest retained in that former subsidiary at the date when control is lost is recognised at fair value and this amount is regarded as the fair value on initial recognition of a financial asset (see note 2(h)) or, when appropriate, the cost on initial recognition of an investment in an associate or joint venture (see note 2(f)).

In the Company's statement of financial position, an investment in a subsidiary is stated at cost less impairment losses (see note 2(m)), unless the investment is classified as held for sale (or included in a disposal group that is classified as held for sale) (see note 2(z)).

## 2. Significant accounting policies (continued)

### (e) *Business combination for entities under common control*

Business combinations arising from transfers of interests in entities that are under the control of the shareholder that controls the Group are accounted for as if the acquisition had occurred at the beginning of the earliest comparative period presented or, if later, at the date that common control was established. The assets and liabilities acquired are recognised at the carrying amounts recognised previously in the Group's controlling shareholder's consolidated financial statements. The components of equity of the acquired entities are added to the same components within Group's equity except that any share capital of the acquired entities is recognised as part of merger reserves in other reserves.

### (f) *Associates and joint ventures*

An associate is an entity in which the Group or the Company has significant influence, but not control or joint control, over its management, including participation in the financial and operating policy decisions.

A joint venture is an arrangement whereby the Group or the Company and other parties contractually agree to share control of the arrangement, and have rights to the net assets of the arrangement.

An investment in an associate or a joint venture is accounted for in the consolidated financial statements under the equity method, unless it is classified as held for sale (or included in a disposal group that is classified as held for sale) (see note 2(z)). Under the equity method, the investment is initially recorded at cost, adjusted for any excess of the Group's share of the acquisition-date fair values of the investee's identifiable net assets over the cost of the investment (if any). Thereafter, the investment is adjusted for the post acquisition change in the Group's share of the investee's net assets and any impairment loss relating to the investment (see notes 2(g) and 2(m)). Any acquisition-date excess over cost, the Group's share of the post-acquisition, post-tax results of the investees and any impairment losses for the year are recognised in the consolidated statement of comprehensive income, whereas the Group's share of the post-acquisition post-tax items of the investees' other comprehensive income is recognised in the consolidated statement of comprehensive income and other comprehensive income.

When the Group's share of losses exceeds its interest in the associate or the joint venture, the Group's interest is reduced to nil and recognition of further losses is discontinued except to the extent that the Group has incurred legal or constructive obligations or made payments on behalf of the investee. For this purpose, the Group's interest is the carrying amount of the investment under the equity method together with the Group's long-term interests that in substance form part of the Group's net investment in the associate or the joint venture.

Unrealised profits and losses resulting from transactions between the Group and its associates and joint venture are eliminated to the extent of the Group's interest in the investee, except where unrealised losses provide evidence of an impairment of the asset transferred, in which case they are recognised immediately in profit or loss.



## 2. Significant accounting policies (continued)

If an investment in an associate becomes an investment in a joint venture or vice versa, retained interest is not remeasured. Instead, the investment continues to be accounted for under the equity method.

In all other cases, when the Group ceases to have significant influence over an associate or joint control over a joint venture, it is accounted for as a disposal of the entire interest in that investee, with a resulting gain or loss being recognised in profit or loss. Any interest retained in that former investee at the date when significant influence or joint control is lost is recognised at fair value and this amount is regarded as the fair value on initial recognition of a financial asset (see note 2(h)).

In the Company's statement of financial position, investments in associates and joint venture are stated at cost less impairment losses (see note 2(m)), unless classified as held for sale (or included in a disposal group that is classified as held for sale) (see note 2(z)).

### (g) Goodwill

Goodwill represents the excess of

- (i) the aggregate of the fair value of the consideration transferred, the amount of any non-controlling interest in the acquiree and the fair value of the Group's previously held equity interest in the acquiree; over
- (ii) the net fair value of the acquiree's identifiable assets and liabilities measured as at the acquisition date.

When (ii) is greater than (i), then this excess is recognised immediately in profit or loss as a gain on a bargain purchase.

Goodwill is stated at cost less accumulated impairment losses. Goodwill arising on a business combination is allocated to each cash-generating unit, or groups of cash generating units, that is expected to benefit from the synergies of the combination and is tested annually for impairment (see note 2(m)).

On disposal of a cash generating unit during the year, any attributable amount of purchased goodwill is included in the calculation of the profit or loss on disposal.

### (h) Other investments in debt and equity securities

The Group's policies for investments in debt and equity securities, other than investments in subsidiaries, associates and joint ventures, are set out below.

Investments in debt and equity securities are recognised/derecognised on the date the Group commits to purchase/sell the investment. The investments are initially stated at fair value plus directly attributable transaction costs, except for those investments measured at fair value through profit or loss (FVTPL) for which transaction costs are recognised directly in profit or loss. For an explanation of how the Group determines fair value of financial instruments, see note 30(f). These investments are subsequently accounted for as follows, depending on their classification.

## 2. Significant accounting policies (continued)

### (i) Investments other than equity investments

Non-equity investments held by the Group are classified into one of the following measurement categories:

- amortised cost, if the investment is held for the collection of contractual cash flows which represent solely payments of principal and interest. Interest income from the investment is calculated using the effective interest method (see note 2(w)(v)).
- fair value through other comprehensive income (FVOCI) - recycling, if the contractual cash flows of the investment comprise solely payments of principal and interest and the investment is held within a business model whose objective is achieved by both the collection of contractual cash flows and sale. Changes in fair value are recognised in other comprehensive income, except for the recognition in profit or loss of expected credit losses, interest income (calculated using the effective interest method) and foreign exchange gains and losses. When the investment is derecognised, the amount accumulated in other comprehensive income is recycled from equity to profit or loss.
- fair value through profit or loss (FVTPL) if the investment does not meet the criteria for being measured at amortised cost or FVOCI (recycling). Changes in the fair value of the investment (including interest) are recognised in profit or loss.

### (ii) Equity investments

An investment in equity securities is classified as FVTPL unless the equity investment is not held for trading purposes and on initial recognition of the investment the Group makes an irrevocable election to designate the investment at FVOCI (non-recycling) such that subsequent changes in fair value are recognised in other comprehensive income. Such elections are made on an instrument-by-instrument basis, but may only be made if the investment meets the definition of equity from the issuer's perspective. Where such an election is made, the amount accumulated in other comprehensive income remains in the fair value reserve (non-recycling) until the investment is disposed of. At the time of disposal, the amount accumulated in the fair value reserve (non-recycling) is transferred to retained earnings. It is not recycled through profit or loss.

Dividends from an investment in equity securities, irrespective of whether classified as at FVTPL or FVOCI, are recognised in profit or loss as other income in accordance with the policy set out in note 2(w)(iv).

## 2. Significant accounting policies (continued)

### (i) Property, plant and equipment

The following properties held for own use are stated at their revalued amount, being their fair value at the date of the revaluation less any subsequent accumulated depreciation:

- Buildings held for own use

Revaluations are performed with sufficient regularity to ensure that the carrying amount of these assets does not differ materially from that which would be determined using fair values at the end of reporting period.

The other items of property, plant and equipment are stated at cost less accumulated depreciation and impairment losses:

Changes arising on the revaluation of properties held for own use are generally dealt with in other comprehensive income and are accumulated separately in equity in the property revaluation reserve. The only exceptions are as follows:

- when a deficit arises on revaluation, it will be charged to profit or loss to the extent that it exceeds the amount held in the reserve in respect of that same asset immediately prior to the revaluation; and
- when a surplus arises on revaluation, it will be credited to profit or loss to the extent that a deficit on revaluation in respect of that same asset had previously been charged to profit or loss.

The cost of self-constructed items of property, plant and equipment includes the cost of materials, direct labour, the initial estimate, where relevant, of the costs of dismantling and removing the items and restoring the site on which they are located, and an appropriate proportion of production overheads and borrowing costs (see note 2(y)).

Items may be produced while bringing an item of property, plant and equipment to the location and condition necessary for it to be capable of operating in the manner intended by management. The proceeds from selling any such items and the related costs are recognised in profit or loss.

Gains or losses arising from the retirement or disposal of an item of property, plant and equipment are determined as the difference between the net disposal proceeds and the carrying amount of the item and are recognised in profit or loss on the date of retirement or disposal. Any related revaluation surplus is transferred from the revaluation reserve to retained profits and is not reclassified to profit or loss.

Depreciation is calculated to write off the cost or valuation of items of property, plant and equipment, less their estimated residual value, if any, using the straight-line method over their estimated useful lives as follows:

Furniture, fittings and equipment	1 - 40 years
Buildings held for own use carried at amortised cost	40 years
Right-of-use assets	1 - 20 years

## 2. Significant accounting policies (continued)

Where parts of an item of property, plant and equipment have different useful lives, the cost or valuation of the item is allocated on a reasonable basis between the parts and each part is depreciated separately. Both the useful life of an asset and its residual value, if any, are reviewed annually.

### (j) *Investment properties*

Investment properties are properties held either to earn rental income or for capital appreciation or both, but not for sale in the ordinary course of business, used in the production or supply of goods or services, or for administrative purposes. Investment properties comprise completed investment properties, investment properties under re-development, properties under development and land held for development.

Land held for development represents lease prepayments for acquiring rights to use land in the PRC with periods ranging from 40 to 50 years. Such rights granted with consideration are recognised initially at acquisition cost.

#### (i) Completed investment properties and investment properties under re-development

Completed investment properties and investment properties under re-development are measured at fair value with any changes therein recognised in profit or loss. Rental income from investment properties is accounted for in the manner described in note 2(w).

#### (ii) Properties under development and land held for development

Property that is being constructed or developed for future use as investment property is initially recognised at cost, including transaction costs, and subsequently at fair value with any change therein recognised in profit or loss.

The cost of properties under development comprises specifically identified cost, including the acquisition cost of land use rights for properties under development, aggregate cost of development, materials and supplies, wages and other direct expenses, an appropriate proportion of overheads and borrowing costs capitalised (see note 2(y)).

When an investment property is disposed of, the resulting gain or loss recognised in profit or loss is the difference between net disposal proceeds and the carrying amount of the property.

### (k) *Intangible assets (other than goodwill)*

Other intangible assets that are acquired by the Group and have finite useful lives are measured at costs less accumulated amortisation and accumulated impairment losses (see note 2(m)). Expenditure on internally generated goodwill and brands is recognised as an expense in the period in which it is incurred.

## 2. Significant accounting policies (continued)

Amortisation of intangible assets with finite useful lives is charged to profit or loss on a straight-line basis over the assets' estimated useful lives. The following intangible assets with finite useful lives are amortised from the date they are available for use and their estimated useful lives are as follows:

Trademarks	20 years
License rights	over the term of the license period
Customer relationship	10 years

Both the period and method of amortisation are reviewed annually.

### (l) Leased assets

At inception of a contract, the Group assesses whether the contract is, or contains, a lease. A contract is, or contains, a lease if the contract conveys the right to control the use of an identified asset for a period of time in exchange for consideration. Control is conveyed where the customer has both the right to direct the use of the identified asset and to obtain substantially all of the economic benefits from that use.

#### (i) As a lessee

Where the contract contains lease component(s) and non-lease component(s), the Group has elected not to separate non-lease components and accounts for each lease component and any associated non-lease components as a single lease component for all leases.

At the lease commencement date, the Group recognises a right-of-use asset and a lease liability, except for short-term leases that have a lease term of 12 months or less and leases of low-value assets which, for the Group, are motor vehicles and office furniture. When the Group enters into a lease in respect of a low-value asset, the Group decides whether to capitalise the lease on a lease-by-lease basis. The lease payments associated with those leases which are not capitalised are recognised as an expense on a systematic basis over the lease term.

Where the lease is capitalised, the lease liability is initially recognised at the present value of the lease payments payable over the lease term, discounted using the interest rate implicit in the lease or, if that rate cannot be readily determined, using a relevant incremental borrowing rate. After initial recognition, the lease liability is measured at amortised cost and interest expense is calculated using the effective interest method. Variable lease payments that do not depend on an index or rate are not included in the measurement of the lease liability and hence are charged to profit or loss in the accounting period in which they are incurred.

## 2. Significant accounting policies (continued)

The right-of-use asset recognised when a lease is capitalised is initially measured at cost, which comprises the initial amount of the lease liability plus any lease payments made at or before the commencement date, and any initial direct costs incurred. Where applicable, the cost of the right-of-use assets also includes an estimate of costs to dismantle and remove the underlying asset or to restore the underlying asset or the site on which it is located, discounted to their present value, less any lease incentives received. The right-of-use asset is subsequently stated at cost less accumulated depreciation and impairment losses (see notes 2(m)), except for the following types of right-of-use asset:

- right-of-use assets that meet the definition of investment property are carried at fair value in accordance with note 2(j);
- right-of-use assets related to interests in leasehold land where the interest in the land is held as inventory are carried at the lower of cost and net realisable value in accordance with note 2(n).

The lease liability is remeasured when there is a change in future lease payments arising from a change in an index or rate, or there is a change in the Group's estimate of the amount expected to be payable under a residual value guarantee, or there is a change arising from the reassessment of whether the Group will be reasonably certain to exercise a purchase, extension or termination option. When the lease liability is remeasured in this way, a corresponding adjustment is made to the carrying amount of the right-of-use asset, or is recorded in profit or loss if the carrying amount of the right-of-use asset has been reduced to zero.

The lease liability is also remeasured when there is a change in the scope of a lease or the consideration for a lease that is not originally provided for in the lease contract ("lease modification") that is not accounted for as a separate lease. In this case the lease liability is remeasured based on the revised lease payments and lease term using a revised discount rate at the effective date of the modification. The only exceptions are any rent concessions which arose as a direct consequence of the COVID-19 pandemic and which satisfied the conditions set out in paragraph 46B of HKFRS 16 *Leases*. In such cases, the Group took advantage of the practical expedient not to assess whether the rent concessions are lease modifications, and recognised the change in consideration as negative variable lease payments in profit or loss in the period in which the event or condition that triggers the rent concessions occurred.

In the statement of financial position, the current portion of long-term lease liabilities is determined as the principal portion of contractual payments that are due to be settled within twelve months after the reporting period.

### (ii) As a lessor

When the Group acts as a lessor, it determines at lease inception whether each lease is a finance lease or an operating lease. A lease is classified as a finance lease if it transfers substantially all the risks and rewards incidental to the ownership of an underlying assets to the lessee. If this is not the case, the lease is classified as an operating lease.

When a contract contains lease and non-lease components, the Group allocates the consideration in the contract to each component on a relative stand-alone selling price basis. The rental income from operating leases is recognised in accordance with note 2(v)(i).

## 2. Significant accounting policies (continued)

When the Group is an intermediate lessor, the sub-leases are classified as a finance lease or as an operating lease with reference to the right-of-use asset arising from the head lease. If the head lease is a short-term lease to which the Group applies the exemption described in note 2(l)(i), then the Group classifies the sub-lease as an operating lease.

### (m) Credit losses and impairment of assets

#### (i) Credit losses from financial instruments, contract assets and lease receivables

The Group recognises a loss allowance for expected credit losses (ECLs) on the following items:

- financial assets measured at amortised cost (including cash and cash equivalents, trade and other receivables and loans to associates);
- contract assets as defined in HKFRS 15 (see note 2(o));
- debt securities measured at FVOCI (recycling);
- lease receivables; and
- loan commitments issued, which are not measured at FVTPL.

Other financial assets measured at fair value, including units in bond funds, equity securities measured at FVTPL, equity securities designated at FVOCI (non-recycling) and derivative financial assets, are not subject to the ECL assessment.

#### Measurement of ECLs

ECLs are a probability-weighted estimate of credit losses. Credit losses are measured as the present value of all expected cash shortfalls (i.e. the difference between the cash flows due to the Group in accordance with the contract and the cash flows that the Group expects to receive).

For undrawn loan commitments, expected cash shortfalls are measured as the difference between (i) the contractual cash flows that would be due to the Group if the holder of the loan commitment draws down on the loan and (ii) the cash flows that the Group expects to receive if the loan is drawn down.

The expected cash shortfalls are discounted using the following discount rates where the effect of discounting is material:

- fixed-rate financial assets, trade and other receivables and contract assets: effective interest rate determined at initial recognition or an approximation thereof;
- variable-rate financial assets: current effective interest rate;
- lease receivables: discount rate used in the measurement of the lease receivable;
- loan commitments: current risk-free rate adjusted for risks specific to the cash flows.

## 2. Significant accounting policies (continued)

The maximum period considered when estimating ECLs is the maximum contractual period over which the Group is exposed to credit risk.

In measuring ECLs, the Group takes into account reasonable and supportable information that is available without undue cost or effort. This includes information about past events, current conditions and forecasts of future economic conditions.

ECLs are measured on either of the following bases:

- 12-month ECLs: these are losses that are expected to result from possible default events within the 12 months after the reporting date; and
- lifetime ECLs: these are losses that are expected to result from all possible default events over the expected lives of the items to which the ECL model applies.

Loss allowances for trade receivables, lease receivables and contract assets are always measured at an amount equal to lifetime ECLs. ECLs on these financial assets are estimated using a provision matrix based on the Group's historical credit loss experience, adjusted for factors that are specific to the debtors and an assessment of both the current and forecast general economic conditions at the reporting date.

For all other financial instruments (including loan commitments issued), the Group recognises a loss allowance equal to 12-month ECLs unless there has been a significant increase in credit risk of the financial instrument since initial recognition, in which case the loss allowance is measured at an amount equal to lifetime ECLs.

### Significant increases in credit risk

In assessing whether the credit risk of a financial instrument (including a loan commitment) has increased significantly since initial recognition, the Group compares the risk of default occurring on the financial instrument assessed at the reporting date with that assessed at the date of initial recognition. In making this reassessment, the Group considers that a default event occurs when (i) the borrower is unlikely to pay its credit obligations to the Group in full, without recourse by the Group to actions such as realising security (if any is held); or (ii) the financial asset is 90 days past due. The Group considers both quantitative and qualitative information that is reasonable and supportable, including historical experience and forward-looking information that is available without undue cost or effort.

In particular, the following information is taken into account when assessing whether credit risk has increased significantly since initial recognition:

- failure to make payments of principal or interest on their contractually due dates;
- an actual or expected significant deterioration in a financial instrument's external or internal credit rating (if available);
- an actual or expected significant deterioration in the operating results of the debtor; and
- existing or forecast changes in the technological, market, economic or legal environment that have a significant adverse effect on the debtor's ability to meet its obligation to the Group.



## 2. Significant accounting policies (continued)

For loan commitments, the date of initial recognition for the purpose of assessing ECLs is considered to be the date that the Group becomes a party to the irrevocable commitment. In assessing whether there has been a significant increase in credit risk since initial recognition of a loan commitment, the Group considers changes in the risk of default occurring on the loan to which the loan commitment relates.

Depending on the nature of the financial instruments, the assessment of a significant increase in credit risk is performed on either an individual basis or a collective basis. When the assessment is performed on a collective basis, the financial instruments are grouped based on shared credit risk characteristics, such as past due status and credit risk ratings.

ECLs are remeasured at each reporting date to reflect changes in the financial instrument's credit risk since initial recognition. Any change in the ECL amount is recognised as an impairment gain or loss in profit or loss. The Group recognises an impairment gain or loss for all financial instruments with a corresponding adjustment to their carrying amount through a loss allowance account, except for investments in debt securities that are measured at FVOCI (recycling), for which the loss allowance is recognised in other comprehensive income and accumulated in the fair value reserve (recycling).

### Basis of calculation of interest income

Interest income recognised in accordance with note 2(w)(v) is calculated based on the gross carrying amount of the financial asset unless the financial asset is credit-impaired, in which case interest income is calculated based on the amortised cost (i.e. the gross carrying amount less loss allowance) of the financial asset. At each reporting date, the Group assesses whether a financial asset is credit-impaired. A financial asset is credit-impaired when one or more events that have a detrimental impact on the estimated future cash flows of the financial asset have occurred.

Evidence that a financial asset is credit-impaired includes the following observable events:

- significant financial difficulties of the debtor;
- a breach of contract, such as a default or delinquency in interest or principal payments;
- it becoming probable that the borrower will enter into bankruptcy or other financial reorganisation;
- significant changes in the technological, market, economic or legal environment that have an adverse effect on the debtor; or
- the disappearance of an active market for a security because of financial difficulties of the issuer.

### Write-off policy

The gross carrying amount of a financial asset, lease receivable or contract asset is written off (either partially or in full) to the extent that there is no realistic prospect of recovery. This is generally the case when the Group determines that the debtor does not have assets or sources of income that could generate sufficient cash flows to repay the amounts subject to the write-off.

## 2. Significant accounting policies (continued)

Subsequent recoveries of an asset that was previously written off are recognised as a reversal of impairment in profit or loss in the period in which the recovery occurs.

### (ii) Credit losses from financial guarantees issued

Financial guarantees are contracts that require the issuer (i.e. the guarantor) to make specified payments to reimburse the beneficiary of the guarantee (the "holder") for a loss the holder incurs because a specified debtor fails to make payment when due in accordance with the terms of a debt instrument.

Financial guarantees issued are initially recognised within "trade and other payables at fair value, which is determined by reference to fees charged in an arm's length transaction for similar services, when such information is obtainable, or to interest rate differentials, by comparing the actual rates charged by lenders when the guarantee is made available with the estimated rates that lenders would have charged, had the guarantees not been available, where reliable estimates of such information can be made. Where consideration is received or receivable for the issuance of the guarantee, the consideration is recognised in accordance with the Group's policies applicable to that category of asset. Where no such consideration is received or receivable, an immediate expense is recognised in profit or loss.

Subsequent to initial recognition, the amount initially recognised as deferred income is amortised in profit or loss over the term of the guarantee as income from financial guarantees issued.

The Group monitors the risk that the specified debtor will default on the contract and recognises a provision when ECLs on the financial guarantees are determined to be higher than the amount carried in "trade and other payables" in respect of the guarantees (i.e. the amount initially recognised, less accumulated amortisation).

To determine ECLs, the Group considers changes in the risk of default of the specified debtor since the issuance of the guarantee. A 12-month ECL is measured unless the risk that the specified debtor will default has increased significantly since the guarantee is issued, in which case a lifetime ECL is measured. The same definition of default and the same assessment of significant increase in credit risk as described in note 2(m)(i) apply.

As the Group is required to make payments only in the event of a default by the specified debtor in accordance with the terms of the instrument that is guaranteed, an ECL is estimated based on the expected payments to reimburse the holder for a credit loss that it incurs less any amount that the Group expects to receive from the holder of the guarantee, the specified debtor or any other party. The amount is then discounted using the current risk-free rate adjusted for risks specific to the cash flows.

## 2. Significant accounting policies (continued)

### (iii) Impairment of other non-current assets

Internal and external sources of information are reviewed at the end of each reporting period to identify indications that the following assets may be impaired or, except in the case of goodwill, an impairment loss previously recognised no longer exists or may have decreased:

- property, plant and equipment, including right-of-use assets (other than properties carried at revalued amounts);
- pre-paid interests in leasehold land classified as being held under an operating lease;
- intangible assets;
- goodwill; and
- investments in subsidiaries, associates and joint ventures in the Company's and the Group's statement of financial position.

If any such indication exists, the asset's recoverable amount is estimated. In addition, for goodwill, intangible assets that are not yet available for use and intangible assets that have indefinite useful lives, the recoverable amount is estimated annually whether or not there is any indication of impairment.

- Calculation of recoverable amount

The recoverable amount of an asset is the greater of its fair value less costs of disposal and value in use. In assessing value in use, the estimated future cash flows are discounted to their present value using a pre-tax discount rate that reflects current market assessments of the time value of money and the risks specific to the asset. Where an asset does not generate cash inflows largely independent of those from other assets, the recoverable amount is determined for the smallest group of assets that generates cash inflows independently (i.e. a cash-generating unit).

- Recognition of impairment losses

An impairment loss is recognised in profit or loss if the carrying amount of an asset, or the cash-generating unit to which it belongs, exceeds its recoverable amount. Impairment losses recognised in respect of cash-generating units are allocated first to reduce the carrying amount of any goodwill allocated to the cash-generating unit (or group of units) and then, to reduce the carrying amount of the other assets in the unit (or group of units) on a pro rata basis, except that the carrying value of an asset will not be reduced below its individual fair value less costs of disposal (if measurable) or value in use (if determinable).

- Reversals of impairment losses

In respect of assets other than goodwill, an impairment loss is reversed if there has been a favourable change in the estimates used to determine the recoverable amount. An impairment loss in respect of goodwill is not reversed.

A reversal of an impairment loss is limited to the asset's carrying amount that would have been determined had no impairment loss been recognised in prior years. Reversals of impairment losses are credited to profit or loss in the year in which the reversals are recognised.

## 2. Significant accounting policies (continued)

### (n) Inventories

Inventories are carried at the lower of cost and net realisable value.

Cost is calculated using the individual valuation method and comprises all costs of purchase, costs of conversion and other costs incurred in bringing the inventories to their present location and condition.

Net realisable value is the estimated selling price in the ordinary course of business less the estimated costs of completion and the estimated costs necessary to make the sale.

When inventories are sold, the carrying amount of those inventories is recognised as an expense in the period in which the related revenue is recognised.

The amount of any write-down of inventories to net realisable value and all losses of inventories are recognised as an expense in the period the write-down or loss occurs. The amount of any reversal of any write-down of inventories is recognised as a reduction in the amount of inventories recognised as an expense in the period in which the reversal occurs.

### (o) Contract assets and contract liabilities

A contract asset is recognised when the Group recognises revenue (see note 2(w)) before being unconditionally entitled to the consideration under the payment terms set out in the contract. Contract assets are assessed for expected credit losses (ECL) in accordance with the policy set out in note 2(m)(i) and are reclassified to receivables when the right to the consideration has become unconditional (see note 2(n)).

A contract liability is recognised when the customer pays non-refundable consideration before the Group recognises the related revenue (see note 2(w)). A contract liability would also be recognised if the Group has an unconditional right to receive non-refundable consideration before the Group recognises the related revenue. In such cases, a corresponding receivable would also be recognised (see note 2(p)).

For a single contract with the customer, either a net contract asset or a net contract liability is presented. For multiple contracts, contract assets and contract liabilities of unrelated contracts are not presented on a net basis.

When the contract includes a significant financing component, the contract balance includes interest accrued under the effective interest method (see note 2(w)).

### (p) Trade and other receivables

A receivable is recognised when the Group has an unconditional right to receive consideration. A right to receive consideration is unconditional if only the passage of time is required before payment of that consideration is due. If revenue has been recognised before the Group has an unconditional right to receive consideration, the amount is presented as a contract asset (see note 2(m)).

Receivables are stated at amortised cost using the effective interest method less allowance for credit losses (see note 2(m)(i)).

## 2. Significant accounting policies (continued)

### (g) *Cash and cash equivalents*

Cash and cash equivalents comprise cash at bank and on hand, demand deposits with banks and other financial institutions, and short-term, highly liquid investments that are readily convertible into known amounts of cash and which are subject to an insignificant risk of changes in value, having been within three months of maturity at acquisition. Bank overdrafts that are repayable on demand and form an integral part of the Group's cash management are also included as a component of cash and cash equivalents for the purpose of the consolidated cash flow statement.

### (r) *Trade and other payables*

Trade and other payables are initially recognised at fair value. Except for financial guarantee liabilities, trade and other payables are subsequently stated at amortised cost unless the effect of discounting would be immaterial, in which case they are stated at invoice amounts.

### (s) *Interest-bearing borrowings*

Interest-bearing borrowings are measured initially at fair value less transaction costs. Subsequent to initial recognition, interest-bearing borrowings are stated at amortised cost using the effective interest method. Interest expense is recognised in accordance with the Group's accounting policy for borrowing costs (see note 2(y)).

### (t) *Employee benefits*

#### (i) Short-term employee benefits and contributions to defined contribution retirement plans

Salaries, annual bonuses, paid annual leave, contributions to defined contribution retirement plans and the cost of non-monetary benefits are accrued in the year in which the associated services are rendered by employees. Where payment or settlement is deferred and the effect would be material, these amounts are stated at their present values.

#### (ii) Share-based payments

For equity-settled share-based payment arrangements, the fair value of share awards and share options granted to employees is recognised as an employee cost with a corresponding increase in a capital reserve within equity. The fair value is measured at grant date using the option pricing model, taking into account the terms and conditions upon which the options were granted. Where the employees have to meet vesting conditions before becoming unconditionally entitled to the options, the total estimated fair value of the options is spread over the vesting period, taking into account the probability that the options will vest.

During the vesting period, the number of share awards and share options that is expected to vest is reviewed. Any resulting adjustment to the cumulative fair value recognised in prior years is charged/credited to the profit or loss for the year of the review, unless the original employee expenses qualify for recognition as an asset, with a corresponding adjustment to the capital reserve. On vesting date, the amount recognised as an expense is adjusted to reflect the actual number of options that vest (with a corresponding adjustment to the capital reserve) except where forfeiture is only due to not achieving vesting conditions that relate to the market price of the Group's shares. The equity amount is recognised in the capital reserve until either the option is exercised (when it is included in the amount recognised in share capital for the shares issued) or the option expires (when it is released directly to retained profits). If the equity instruments granted to employees vest immediately, the fair

## 2. Significant accounting policies (continued)

value of the equity instruments granted is fully recognised as costs or expenses on the grant date, with a corresponding increase in capital reserve.

For cash-settled share-based payment arrangements, the fair value of the amount payable to employees which is settled in cash, is recognised as an expense with a corresponding increase in liabilities, over the period during which the employees become unconditionally entitled to payment. The liability is remeasured at each reporting date and at settlement date based on the fair value of the cash-settled share-based payment arrangement. Any changes in the liability are recognised in profit or loss.

### (iii) Termination benefits

Termination benefits are recognised at the earlier of when the Group can no longer withdraw the offer of those benefits and when it recognises restructuring costs involving the payment of termination benefits.

### (u) *Income tax*

Income tax for the year comprises current tax and movements in deferred tax assets and liabilities. Current tax and movements in deferred tax assets and liabilities are recognised in profit or loss except to the extent that they relate to items recognised in other comprehensive income or directly in equity, in which case the relevant amounts of tax are recognised in other comprehensive income or directly in equity, respectively.

Current tax is the expected tax payable on the taxable income for the year, using tax rates enacted or substantively enacted at the end of the reporting period, and any adjustment to tax payable in respect of previous years.

Deferred tax assets and liabilities arise from deductible and taxable temporary differences respectively, being the differences between the carrying amounts of assets and liabilities for financial reporting purposes and their tax bases. Deferred tax assets also arise from unused tax losses and unused tax credits.

Apart from certain limited exceptions, all deferred tax liabilities, and all deferred tax assets to the extent that it is probable that future taxable profits will be available against which the asset can be utilised, are recognised. Future taxable profits that may support the recognition of deferred tax assets arising from deductible temporary differences include those that will arise from the reversal of existing taxable temporary differences, provided those differences relate to the same taxation authority and the same taxable entity, and are expected to reverse either in the same period as the expected reversal of the deductible temporary difference or in periods into which a tax loss arising from the deferred tax asset can be carried back or forward. The same criteria are adopted when determining whether existing taxable temporary differences support the recognition of deferred tax assets arising from unused tax losses and credits, that is, those differences are taken into account if they relate to the same taxation authority and the same taxable entity, and are expected to reverse in a period, or periods, in which the tax loss or credit can be utilised.

## 2. Significant accounting policies (continued)

The limited exceptions to recognition of deferred tax assets and liabilities are those temporary differences arising from goodwill not deductible for tax purposes, the initial recognition of assets or liabilities that affect neither accounting nor taxable profit (provided they are not part of a business combination), and temporary differences relating to investments in subsidiaries to the extent that, in the case of taxable differences, the Group controls the timing of the reversal and it is probable that the differences will not reverse in the foreseeable future, or in the case of deductible differences, unless it is probable that they will reverse in the future.

Where investment properties are carried at their fair value in accordance with the accounting policy set out in note 2(j), the amount of deferred tax recognised is measured using the tax rates that would apply on sale of those assets at their carrying value at the reporting date unless the property is depreciable and is held within a business model whose objective is to consume substantially all of the economic benefits embodied in the property over time, rather than through sale. In all other cases, the amount of deferred tax recognised is measured based on the expected manner of realisation or settlement of the carrying amount of the assets and liabilities, using tax rates enacted or substantively enacted at the end of the reporting period. Deferred tax assets and liabilities are not discounted.

The carrying amount of a deferred tax asset is reviewed at the end of each reporting period and is reduced to the extent that it is no longer probable that sufficient taxable profits will be available to allow the related tax benefit to be utilised. Any such reduction is reversed to the extent that it becomes probable that sufficient taxable profits will be available.

Additional income taxes that arise from the distribution of dividends are recognised when the liability to pay the related dividends is recognised.

Current tax balances and deferred tax balances, and movements therein, are presented separately from each other and are not offset. Current tax assets are offset against current tax liabilities, and deferred tax assets against deferred tax liabilities, if the Company or the Group has the legally enforceable right to set off current tax assets against current tax liabilities and the following additional conditions are met:

- in the case of current tax assets and liabilities, the Company or the Group intends either to settle on a net basis, or to realise the asset and settle the liability simultaneously; or
- in the case of deferred tax assets and liabilities, if they relate to income taxes levied by the same taxation authority on either:
  - the same taxable entity; or
  - different taxable entities, which, in each future period in which significant amounts of deferred tax liabilities or assets are expected to be settled or recovered, intend to realise the current tax assets and settle the current tax liabilities on a net basis or realise and settle simultaneously.

## 2. Significant accounting policies (continued)

### (v) *Provisions and contingent liabilities*

#### (i) Provisions and contingent liabilities

Provisions are recognised when the Group has a legal or constructive obligation arising as a result of a past event, it is probable that an outflow of economic benefits will be required to settle the obligation and a reliable estimate can be made. Where the time value of money is material, provisions are stated at the present value of the expenditure expected to settle the obligation.

Where it is not probable that an outflow of economic benefits will be required, or the amount cannot be estimated reliably, the obligation is disclosed as a contingent liability, unless the probability of outflow of economic benefits is remote. Possible obligations, whose existence will only be confirmed by the occurrence or non-occurrence of one or more future events are also disclosed as contingent liabilities unless the probability of outflow of economic benefits is remote.

#### (ii) Onerous contracts

An onerous contract exists when the Group has a contract under which the unavoidable costs of meeting the obligations under the contract exceed the economic benefits expected to be received from the contract. Provisions for onerous contracts are measured at the present value of the lower of the expected cost of terminating the contract and the net cost of fulfilling the contract. The cost of fulfilling the contract includes both the incremental costs of fulfilling that contract and an allocation of other costs that relate directly to fulfilling that contract.

#### (iii) Contingent liabilities assumed in business combinations

Contingent liabilities assumed in a business combination which are present obligations at the date of acquisition are initially recognised at fair value, provided the fair value can be reliably measured. After their initial recognition at fair value, such contingent liabilities are recognised at the higher of the amount initially recognised, less accumulated amortization where appropriate, and the amount that would be determined in accordance with note 2(v)(i). Contingent liabilities assumed in a business combination that cannot be reliably fair valued or were not present obligations at the date of acquisition are disclosed in accordance with note 2(v)(i).

### (w) *Revenue recognition and other income*

Income is classified by the Group as revenue when it arises from the sale of goods, the provision of services or the use by others of the Group's assets under leases in the ordinary course of the Group's business.

The Group is the principal for its revenue transactions and recognises revenue on a gross basis, except for the revenue related to providing utilities to tenants. In determining whether the Group acts as a principal or as an agent, it considers whether it obtains control of the products before they are transferred to the customers. Control refers to the Group's ability to direct the use of and obtain substantially all of the remaining benefits from the products.



## 2. Significant accounting policies (continued)

Further details of the Group's revenue and other income recognition policies are as follows:

(i) Rental income from operating leases

Rental income receivable under operating leases is recognised in profit or loss in equal instalments over the periods covered by the lease term, except where an alternative basis is more representative of the pattern of benefits to be derived from the use of the leased asset. Lease incentives granted are recognised in profit or loss as an integral part of the aggregate net lease payments receivable. Variable lease payments that do not depend on an index or a rate are recognised as income in the accounting period in which they are earned.

(ii) Sales of goods

Revenue is recognised when the customer takes possession of and accepts the products. Payment terms and conditions vary by customers and are based on the billing schedule established in the contracts or purchase orders with customers. The Group takes advantage of the practical expedient in paragraph 63 of HKFRS 15 and does not adjust the consideration for any effects of a significant financing component as the period of financing is 12 months or less.

(iii) Management fee income

Management fee income is recognised in profit or loss as and when services are rendered.

(iv) Dividends

- Dividend income from unlisted investments is recognised when the shareholder's right to receive payment is established.
- Dividend income from listed investments is recognised when the share price of the investment goes ex-dividend.

## 2. Significant accounting policies (continued)

### (v) Interest income

Interest income is recognised as it accrues under the effective interest method using the rate that exactly discounts estimated future cash receipts through the expected life of the financial asset to the gross carrying amount of the financial asset. For financial assets measured at amortised cost or FVOCI (recycling) that are not credit-impaired, the effective interest rate is applied to the gross carrying amount of the asset. For credit-impaired financial assets, the effective interest rate is applied to the amortised cost (i.e. gross carrying amount net of loss allowance) of the asset (see note 2(m)(i)).

### (vi) Government grants

Government grants are recognised in the statement of financial position initially when there is reasonable assurance that they will be received and that the Group will comply with the conditions attaching to them. Grants that compensate the Group for expenses incurred are recognised as income in profit or loss on a systematic basis in the same periods in which the expenses are incurred. Grants that compensate the Group for the cost of an asset are deducted from the carrying amount of the asset and consequently are effectively recognised in profit or loss over the useful life of the asset by way of reduced depreciation expense.

### (x) *Translation of foreign currencies*

Foreign currency transactions during the year are translated at the foreign exchange rates ruling at the transaction dates. Monetary assets and liabilities denominated in foreign currencies are translated at the foreign exchange rates ruling at the end of the reporting period. Exchange gains and losses are recognised in profit or loss, except those arising from foreign currency borrowings used to hedge a net investment in a foreign operation which are recognised in other comprehensive income.

Non-monetary assets and liabilities that are measured in terms of historical cost in a foreign currency are translated using the foreign exchange rates ruling at the transaction dates. Nonmonetary assets and liabilities denominated in foreign currencies that are stated at fair value are translated using the foreign exchange rates ruling at the dates the fair value was measured.

The results of foreign operations are translated into USD at the exchange rates approximating the foreign exchange rates ruling at the dates of the transactions. Statement of financial position items, including goodwill arising on consolidation of foreign operations acquired on or after 1 January 2005, are translated into USD at the closing foreign exchange rates at the end of the reporting period. The resulting exchange differences are recognised in other comprehensive income and accumulated separately in equity in the exchange reserve. Goodwill arising on consolidation of a foreign operation acquired before 1 January 2005 is translated at the foreign exchange rate that applied at the date of acquisition of the foreign operation.

On disposal of a foreign operation, the cumulative amount of the exchange differences relating to that foreign operation is reclassified from equity to profit or loss when the profit or loss on disposal is recognised.

## 2. Significant accounting policies (continued)

### (y) *Borrowing costs*

Borrowing costs that are directly attributable to the acquisition, construction or production of an asset which necessarily takes a substantial period of time to get ready for its intended use or sale are capitalised as part of the cost of that asset. Other borrowing costs are expensed in the period in which they are incurred.

The capitalisation of borrowing costs as part of the cost of a qualifying asset commences when expenditure for the asset is being incurred, borrowing costs are being incurred and activities that are necessary to prepare the asset for its intended use or sale are in progress. Capitalisation of borrowing costs is suspended or ceases when substantially all the activities necessary to prepare the qualifying asset for its intended use or sale are interrupted or complete.

### (z) *Non-current assets held for sale and discontinued operations*

#### (i) Non-current assets held for sale

A non-current asset (or disposal group) is classified as held for sale if it is highly probable that its carrying amount will be recovered through a sale transaction rather than through continuing use and the asset (or disposal group) is available for sale in its present condition. A disposal group is a group of assets to be disposed of together as a group in a single transaction, and liabilities directly associated with those assets that will be transferred in the transaction.

When the Group is committed to a sale plan involving loss of control of a subsidiary, all the assets and liabilities of that subsidiary are classified as held for sale when the above criteria for classification as held for sale are met, regardless of whether the Group will retain a non-controlling interest in the subsidiary after the sale.

Immediately before classification as held for sale, the measurement of the non-current assets (and all individual assets and liabilities in a disposal group) is brought up-to-date in accordance with the accounting policies before the classification. Then, on initial classification as held for sale and until disposal, the non-current assets (except for certain assets as explained below), or disposal groups, are recognised at the lower of their carrying amount and fair value less costs to sell. The principal exceptions to this measurement policy so far as the financial statements of the Group and the Company are concerned are deferred tax assets, assets arising from employee benefits, financial assets (other than investments in subsidiaries, associates and joint ventures) and investment properties. These assets, even if held for sale, would continue to be measured in accordance with the policies set out elsewhere in note 2.

Impairment losses on initial classification as held for sale, and on subsequent remeasurement while held for sale, are recognised in profit or loss. As long as a non-current asset is classified as held for sale, or is included in a disposal group that is classified as held for sale, the non-current asset is not depreciated or amortised.

## 2. Significant accounting policies (continued)

### (ii) Discontinued operations

A discontinued operation is a component of the Group's business, the operations and cash flows of which can be clearly distinguished from the rest of the Group and which represents a separate major line of business or geographical area of operations, or is part of a single co-ordinated plan to dispose of a separate major line of business or geographical area of operations, or is a subsidiary acquired exclusively with a view to resale.

Classification as a discontinued operation occurs upon disposal or when the operation meets the criteria to be classified as held for sale (see (i) above), if earlier. It also occurs if the operation is abandoned.

Where an operation is classified as discontinued, a single amount is presented on the face of the statement of profit or loss, which comprises:

- the post-tax profit or loss of the discontinued operation; and
- the post-tax gain or loss recognised on the measurement to fair value less costs to sell, or on the disposal, of the assets or disposal group(s) constituting the discontinued operation.

### (aa) Related parties

(a) A person, or a close member of that person's family, is related to the Group if that person:

- (i) has control or joint control over the Group;
- (ii) has significant influence over the Group; or
- (iii) is a member of the key management personnel of the Group or the Group's parent.

(b) An entity is related to the Group if any of the following conditions applies:

- (i) The entity and the Group are members of the same group (which means that each parent, subsidiary and fellow subsidiary is related to the others).
- (ii) One entity is an associate or joint venture of the other entity (or an associate or joint venture of a member of a group of which the other entity is a member).
- (iii) Both entities are joint ventures of the same third party.
- (iv) One entity is a joint venture of a third entity and the other entity is an associate of the third entity.
- (v) The entity is a post-employment benefit plan for the benefit of employees of either the Group or an entity related to the Group.

## 2. Significant accounting policies (continued)

- (vi) The entity is controlled or jointly controlled by a person identified in (a).
- (vii) A person identified in (a)(ii) has significant influence over the entity or is a member of the key management personnel of the entity (or of a parent of the entity).
- (viii) The entity, or any member of a group of which it is a part, provides key management personnel services to the Group or to the Group's parent.

Close members of the family of a person are those family members who may be expected to influence, or be influenced by, that person in their dealings with the entity.

## 3. Accounting estimates and judgements

The following critical accounting policies involve the most significant judgements and estimates used in the preparation of the consolidated financial statements.

### (a) *Valuation of investment properties*

An external independent valuation company, has appropriate recognised professional qualifications and recent experience in the locations and categories of property being valued, values the Group's investment property portfolio every three months. The fair values are based on market values, being the estimated amount for which a property could be exchanged on the date of the valuation between a willing buyer and a willing seller in arms' length transaction after proper marketing wherein the parties had each acted knowledgeably, prudently and without compulsion.

In the absence of current prices in an active market, the valuations are prepared by considering the aggregate of the estimated cash flows expected to be received from renting out the property. A yield that reflects the specific risks inherent in the net cash flows then is applied to the net annual cash flows to arrive at the property valuation.

Valuations reflect, where appropriate: the type of tenants actually in occupation or responsible for meeting lease commitments or likely to be in occupation after letting vacant accommodation, and the market's general perception of their creditworthiness; the allocation of maintenance and insurance responsibilities between the Group and the lessee; and the remaining economic life of the property. When rent reviews or lease renewals are pending with anticipated reversionary increases, it is assumed that all notices and where appropriate counter-notices have been served validly and within the appropriate time.

Investment property under construction or development is valued by estimating the fair value of the completed investment property and then deducting from that amount the estimated costs to complete construction or development, financing costs and a reasonable profit margin.

### 3. Accounting estimates and judgements (continued)

#### (b) *Impairment of non-financial assets*

If circumstances indicate that the carrying amounts of non-financial assets (other than investment properties and deferred tax assets) may not be recoverable, the assets may be considered impaired and are tested for impairment. An impairment loss is recognised when the asset's recoverable amount has declined below its carrying amount. The recoverable amount is the greater of the fair value less costs to sell and value in use. In determining the recoverable amount which requires significant judgements, the Group estimates the future cash flows to be derived from continuing use and ultimate disposal of the asset and applies an appropriate discount rate to these future cash flows.

#### (c) *Recognition of deferred tax assets*

The Group has recognised deferred tax assets in relation to the unused tax losses as set out in note 15. The ability to realise the deferred tax assets mainly depends on whether it is probable that future taxable profits will be available against which related tax benefits under the deferred tax assets can be utilised. In cases where the actual future taxable profits generated are less than expected, a reversal of deferred tax assets may arise, which will be recognised in profit or loss for the period in which such a reversal takes place.

#### (d) *Valuation of unlisted financial instruments*

For financial instruments without an active market, the Group adopts valuation techniques that are applicable in the current circumstances and sufficiently supported by available data and other information, and selects inputs that are consistent with the characteristics of the assets or liabilities considered by the market participants in the transactions of the relevant assets or liabilities, and prioritizes the use of relevant observable inputs. Unobservable inputs are used only if the relevant observable inputs are unavailable or not reasonably available.

4. Revenue

	2022 US\$'000	2021 US\$'000
Revenue from rental and related service income	<u>851,051</u>	<u>1,010,540</u>
<b>Revenue from contracts with customers within the scope of HKFRS 15</b>		
Disaggregated by major products or service lines		
Sales of goods	9,267	4,309
Management fee income	215,674	176,695
Freezer services income	83,925	60,059
Data center service income	<u>45,393</u>	<u>7,710</u>
	354,259	248,773
Disaggregated by timing of revenue recognition		
Point in time	9,267	4,309
Over time	<u>344,992</u>	<u>244,464</u>
	354,259	248,773
	<u>1,205,310</u>	<u>1,259,313</u>

The Group's customer base is diversified and no customer with whom transactions have exceeded 10% of the Group's revenue.

5. Other income

	2022 US\$'000	2021 US\$'000
Dividend income	46,707	14,199
Government grants	23,737	40,443
Changes in fair value of financial assets	(60,960)	288,301
(Loss)/gain on disposal of property, plant and equipment	(8,549)	138
Disposal gain on interests in associates	-	7,360
Others	<u>2,203</u>	<u>5,138</u>
	<u>3,138</u>	<u>355,579</u>

## 6. Net finance costs

	2022 US\$'000	2021 US\$'000
Interest income on:		
- Fixed deposits and cash at bank	10,240	5,239
- Loans to joint ventures	31,743	33,172
- Loans to associates	5,904	5,268
- Loans to non-controlling interests	118	-
- Loans to intermediate holding company and other related parties	86,766	435
- Loans to third parties	1,886	15,902
Interest income	136,657	60,016
Amortisation of transaction costs of bank loans	(18,452)	(29,739)
Amortisation of transaction costs of bonds	(4,592)	(6,060)
Interest expenses on:		
- Bank loans	(315,042)	(251,075)
- Bonds	(153,059)	(229,089)
- Loans from non-controlling interests	(1,653)	(400)
- Loans from joint ventures	(10)	(3)
- Loans from associates	(2)	(56)
- Loans from intermediate holding company and other related parties	(17,205)	(260)
- Loans from third parties	(130)	(223)
- Lease liabilities	(13,912)	(6,182)
Total borrowing costs	(524,057)	(523,087)
Less: borrowing costs capitalised	25,985	21,133
Net borrowing costs	(498,072)	(501,954)
Foreign exchange (loss)/gain	(186,701)	38,503
Net finance costs recognised in profit or loss	(548,116)	(403,435)



7. Profit before taxation

The following items have been included in arriving at profit before taxation:

	2022 US\$'000	2021 US\$'000
<b>(a) Staff costs</b>		
Wages and salaries	(143,466)	(106,919)
Contributions to defined contribution plans, included in wages and salaries	(14,551)	(14,179)
<b>(b) Other expenses</b>		
Amortisation of intangible assets	(9,579)	(1,369)
Depreciation charge		
- Owned property, plant and equipment	(21,554)	(10,453)
- Right-of-use assets	(36,611)	(17,684)
Less: Right-of-use assets depreciation expense capitalised	9,097	-
Impairment loss on trade and other receivables	(2,297)	(993)
Auditors' remuneration	(3,248)	(3,558)
	<u>                    </u>	<u>                    </u>

## 8. Tax expense

	2022 US\$'000	2021 US\$'000
Current tax	53,324	124,684
Withholding tax on foreign-sourced income	<u>389,968</u>	<u>282,931</u>
	443,292	407,615
Deferred tax		
Origination and reversal of temporary differences	<u>240,037</u>	<u>457,718</u>
	<u>683,329</u>	<u>865,333</u>
<b>Reconciliation of expected to actual tax:</b>		
Profit before taxation	2,129,993	2,750,867
Less: share of results (net of tax expense) of joint ventures	(46,415)	(164,047)
Less: share of results (net of tax expense) of associates and loss on disposal of associates	<u>(118,552)</u>	<u>(501,336)</u>
Profit before share of results of joint ventures and associates (net of tax expense) and loss on disposal of associates	<u>1,965,026</u>	<u>2,085,484</u>
Tax expense using PRC tax rate of 25%	491,257	521,371
Effect of different tax from subsidiaries	(131,312)	(31,942)
Net income not subject to tax	(225,870)	(69,414)
Non-deductible expenses	132,153	90,889
Deferred tax assets not recognised	49,182	79,353
Recognition of previously unrecognised tax losses	(22,049)	(7,855)
Withholding tax on foreign-sourced income	<u>389,968</u>	<u>282,931</u>
	<u>683,329</u>	<u>865,333</u>

## 9. Directors' remuneration

Directors' remuneration disclosed pursuant to section 383(1) of the Hong Kong Companies Ordinance and Part 2 of the Companies (Disclosure of information about Benefits of Directors) Regulation is as follows:

	2022 US\$'000	2021 US\$'000
<b>Executive Directors</b>		
Salaries allowance and benefits in kind	(2,267)	(3,407)
Discretionary bonuses	(1,568)	(1,708)
Long-term incentive plan	<u>(2,114)</u>	<u>(1,841)</u>
Total	<u>(5,949)</u>	<u>(6,956)</u>

## 10. Other comprehensive income

### (a) Tax effects relating to other comprehensive income

	2022			2021		
	Before-Tax amount US\$'000	Tax expense US\$'000	Net-of-Tax amount US\$'000	Before-Tax amount US\$'000	Tax expense US\$'000	Net-of-Tax amount US\$'000
Exchange differences on translation of financial statements from functional currency to reporting currency	(1,815,663)	-	(1,815,663)	429,019	-	429,019
Changes in fair value of properties	-	-	-	6,698	(1,674)	5,024
Change in fair value of other investments	(89,327)	16,338	(72,989)	126,642	(11,162)	115,480
Share of other comprehensive income of jointly ventures and associates	13,536	-	13,536	4,565	-	4,565
<b>Total other comprehensive income</b>	<b>(1,891,454)</b>	<b>16,338</b>	<b>(1,875,116)</b>	<b>566,924</b>	<b>(12,836)</b>	<b>554,088</b>

### (b) Components of other comprehensive income, including reclassification adjustments

	2022 US\$'000	2021 US\$'000
Exchange differences on translation of financial statements from functional currency to reporting currency	(1,815,663)	429,019
Surplus on revaluation of buildings held for own use carried at fair value	-	5,024
Change in fair value of other investments	(72,989)	115,480
Share of other comprehensive income of jointly ventures and associates	13,536	4,565
<b>Net movement during the year recognised in other comprehensive income</b>	<b>(1,875,116)</b>	<b>554,088</b>

## 11. Investment properties

	31 December 2022 US\$'000	31 December 2021 US\$'000
At 1 January	15,269,504	21,380,459
Additions	768,207	1,486,058
Disposals	(15,603)	(8,645)
Acquisition of subsidiaries (note 29)	1,361,732	1,996,368
Disposal of subsidiaries (note 29)	(569,504)	(4,867,634)
Borrowing cost capitalised (note 6)	22,140	21,133
Changes in fair value	933,515	973,433
Reclassification to assets held for sale (note 21)	(2,186,593)	(6,258,089)
Effect of movements in exchange rates	(1,703,013)	546,421
	<u>13,880,385</u>	<u>15,269,504</u>
<b>At 31 December</b>	<b>13,880,385</b>	<b>15,269,504</b>
<b>Comprising:</b>		
Completed investment properties	10,536,168	11,730,934
Investment properties under re-development	-	10,424
Properties under development	2,039,600	2,013,479
Land held for development	1,304,617	1,514,667
	<u>13,880,385</u>	<u>15,269,504</u>

### Fair value measurement of properties

#### (a) Fair value hierarchy

The following table presents the fair value of the Group's properties measured at the end of the reporting period on a recurring basis, categorised into the three-level fair value hierarchy as defined in HKFRS 13, Fair value measurement. The level into which a fair value measurement is classified is determined with reference to the observability and significance of the inputs used in the valuation technique as follows:

- Level 1 valuations: Fair value measured using only Level 1 inputs i.e. unadjusted quoted prices in active markets for identical assets or liabilities at the measurement date
- Level 2 valuations: Fair value measured using Level 2 inputs i.e. observable inputs which fail to meet Level 1, and not using significant unobservable inputs. Unobservable inputs are inputs for which market data are not available
- Level 3 valuations: Fair value measured using significant unobservable input

## 11. Investment properties (continued)

31 December 2022

	The Group			Total US\$'000
	Level 1 US\$'000	Level 2 US\$'000	Level 3 US\$'000	
Investment properties	-	-	13,880,385	13,880,385

31 December 2021

	The Group			Total US\$'000
	Level 1 US\$'000	Level 2 US\$'000	Level 3 US\$'000	
Investment properties	-	-	15,269,504	15,269,504

During the year ended 31 December 2022, there were no transfers between Level 1 and Level 2, or transfers into or out of Level 3 (year ended 31 December 2021: nil). The Group's policy is to recognise transfers between levels of fair value hierarchy as at the end of the reporting period in which they occur.

As at 31 December 2022, the valuations were carried out by independent firms of surveyors, Jones Lang LaSalle Corporate Appraisal and Advisory Limited, Colliers International (Hong Kong) Limited and Cushman & Wakefield plc which have among their staff fellows of the Hong Kong Institute of Surveyors with recent experience in the locations and categories of property being valued.

### (b) Information about Level 3 fair value measurements

In determining fair value, a combination of approaches were used, including the cost method, income capitalization method, discounted cash flow analysis, residual method and direct comparison method. The cost method is based on purchase cost of land, and takes into account the land holding cost and expended construction cost. The direct comparison method involves the analysis of comparable sales of similar properties and adjusting the sale prices to that reflective of the investment properties. The income capitalization method capitalizes an income stream into a present value using single-year capitalization rates, and the income stream used is adjusted to market rentals currently being achieved within comparable investment properties and recent leasing transactions achieved within the investment property. The discounted cash flow analysis requires the valuer to assume a rental growth rate indicative of market and the selection of a target internal rate of return consistent with current market requirements. The residual method values properties under development and land held for development by reference to its development potential and deducting development costs to be incurred, together with developers' profit margin, assuming it was completed as at the date of valuation.

In relying on the valuation reports of Jones Lang LaSalle Corporate Appraisal and Advisory Limited, Colliers International (Hong Kong) Limited and Cushman & Wakefield plc, management has exercised its judgement and is satisfied that the valuation methods and estimates are reflective of the current market conditions.

## 11. Investment properties (continued)

	Valuation Techniques	Unobservable input	Range
Investment properties without facilities	Income Capitalisation method	Capitalisation rate	4.25% - 7.00%
	Discounted cash flow and Residual value	Discount rate Terminal yield capitalisation rate	7.25% - 10.50% 4.25% - 7.00%

Descriptions of the sensitivity in unobservable inputs and inter-relationship:

The fair value measurement is negatively correlated to the unobservable input that the lower the factor will result in a higher fair value.

Fair value adjustment of investment properties is recognised in the line item "changes in fair value of investment properties" on the face of the consolidated statement of comprehensive income.

Surplus on revaluation of buildings held for own use is recognised in the line item "surplus on revaluation of buildings held for own use carried at fair value" on the face of the consolidated statement of comprehensive income.

Investment properties are held mainly for leasing to external customers under operating leases. Generally, the leases contain an initial non-cancellable period of one to twenty years. Subsequent renewals are negotiated with the lessees. There are no contingent rents arising from the lease of investment properties.

Interest capitalised as costs of investment properties amounted to approximately US\$22,140,000 (31 December 2021: US\$21,133,000) during the year. The capitalisation rates of borrowings range from 3.30% to 6.77% for the year ended 31 December 2022 (31 December 2021: 3.80% to 6.77%).

Investment properties with carrying value of totalling approximately US\$11,370,060,000 as at 31 December 2022 (31 December 2021: US\$11,318,951,000) were mortgaged to secure credit facilities for the Group (note 25).

### Operating lease rental receivables

Future minimum rental receivables of the Group on non-cancellable operating leases from investment properties are as follows:

	31 December 2022 US\$'000	31 December 2021 US\$'000
Lease payments receivable:		
- Within 1 year	391,569	437,647
- After 1 year but within 5 years	713,861	843,309
- After 5 years	293,534	385,738
	<u>1,398,964</u>	<u>1,666,694</u>

## 12. Investments in subsidiaries

The following list contains only the particulars of subsidiaries which principally affected the results, assets or liabilities of the Group. The class of shares held is ordinary unless otherwise stated.

Name of subsidiaries	Proportion of ownership interest				Registered capital	Principal activities
	Place of incorporation and business	Group's effective interest	Held by the Company	Held by a subsidiary		
CLF Fund II	Cayman Islands/PRC	30.93%	-	30.93%	US\$'000 3,725,000	Property investment
GLP China Income Partners V, LP	Singapore/PRC	34.70%	-	34.70%	US\$'000 2,450,000	Property investment
GLP Investment (Shanghai) Co. Ltd	PRC	100.00%	-	100.00%	US\$'000 1,700,000	Property management
CLH 20 (Cayman) Limited	Cayman Islands.	100.00%	-	100.00%	US\$'000 0.001	Investment holding
Zhuhai Puyin Logistic Investment Partnership (LP)	PRC	99.98%	-	99.98%	RMB'000 6,590,000	Investment holding
Airport City Development Co., Ltd.	PRC	53.14%	-	53.14%	RMB'000 1,800,000	Property investment
GLP Thor LP Limited	Cayman Islands.	100.00%	-	100.00%	US\$'000 0.001	Investment holding
Shanghai Yinshan Zhineng Corporation Management Partnership (LP)	PRC	82.18%	-	82.18%	RMB'000 7,000,100	Investment holding
Zhuhai Puxing Logistic Industry Equity Investment Partnership (LP)	PRC	99.00%	-	99.00%	RMB'000 3,535,354	Property investment
Zhuhai Puhang Equity Investment Fund Partnership (LP)	PRC	39.95%	-	39.95%	RMB'000 3,600,000	Property investment
Xiamen Mingsi Junju Investment Fund LLP	PRC	100.00%	-	100.00%	RMB'000 2,500,000	Investment holding
Beijing Lihao Science & Technology Co., Ltd.	PRC	88.00%	-	88.00%	RMB'000 650,944	Property investment
Zhejiang Transfar Logistics Base Co., Ltd.	PRC	60.00%	-	60.00%	RMB'000 185,500	Property investment
Beijing Kirin Property Management Development Co., Ltd	PRC	80.00%	-	80.00%	RMB'000 100,000	Property investment
Hidden Hill Fund I, L.P.	Cayman Islands	100.00%	-	100.00%	US\$'000 206,271	Investment holding
Shanghai Fuhe Industrial Development Co., Ltd.	PRC	70.00%	-	70.00%	RMB'000 2,000,000	Property investment
Beijing Sifang Tianlong Medicine Logistic Co., Ltd.	PRC	100.00%	-	100.00%	RMB'000 185,000	Property investment
GLP Capital Investment 4 (HK) Limited	Hong Kong	100.00%	-	100.00%	US\$'000 119,088	Investment holding
Zhuhai Puwen Logistic Industrial Investment LLP	PRC	99.00%	-	99.00%	RMB'000 1,662,889	Property investment
Shenzhen Lingxian Technology Co., Ltd.	PRC	100.00%	-	100.00%	RMB'000 40,000	Property investment
Pengcheng Jinyun Technology Co., Ltd.	PRC	100.00%	-	100.00%	RMB'000 100,000	Data center Business
Foshan Pufeng Logistics Facilities Co., Ltd	PRC	60.00%	-	60.00%	RMB'000 422,813	Property investment
GLP Xujing Logistics Co.Ltd.	PRC	100.00%	-	100.00%	US\$'000 20,200	Property investment
Guofu Huijin (Tianjin) Investment Management LLP	PRC	100.00%	-	100.00%	RMB'000 3,000,000	Property investment
Beijing City Power Warehousing Co. Ltd.	PRC	60.00%	-	60.00%	RMB'000 174,497	Property investment
Dexin Telecommunications Technology (Hangzhou) Co., Ltd.	PRC	100.00%	-	100.00%	US\$'000 67,000	Property investment
GLP Shanghai Shenjiang Logistics Facilities Co., Ltd.	PRC	100.00%	-	100.00%	US\$'000 20,000	Property investment

## 12. Investments in subsidiaries (continued)

The following table lists out the information relating to changes in non-controlling interests ("NCI"), and the subsidiaries of the Group which have material NCI.

	<i>Changes in NCI</i>					<i>Subsidiaries without material NCI after elimination</i>	<i>Total</i>
	<i>CLF I</i>	<i>CLF II</i>	<i>CIP V</i>	<i>ACL</i>	<i>CIF VI</i>		
	US\$'000	US\$'000	US\$'000	US\$'000	US\$'000	US\$'000	US\$'000
Balance at 1 January 2021	1,674,504	1,267,024	-	537,270	-	1,697,292	5,176,090
Profit for the year	169,970	194,655	-	24,814	-	81,458	470,897
Exchange differences on translation of financial statements from functional currency to reporting currency	48,810	22,175	-	12,875	-	40,295	124,155
Capital contribution from NCI	-	308,327	-	-	-	149,217	457,544
Capital withdrawal from NCI	(244,589)	-	-	-	-	-	(244,589)
Other adjustment	-	-	-	-	-	(95,033)	(95,033)
Acquisition of subsidiaries (note 29)	-	2,944	-	-	-	97,430	100,374
Disposal of subsidiaries (note 29)	-	-	-	-	-	(727,036)	(727,036)
Acquisition of interests in subsidiaries from NCI	-	(44,774)	-	-	-	(179,084)	(223,858)
Disposal of interest in a subsidiary to NCI	-	537,075	-	-	-	87,475	624,550
Dividends paid to non-controlling interests	-	-	-	-	-	(35,223)	(35,223)
<b>Balance at 31 December 2021 and 1 January 2022</b>	<b>1,648,695</b>	<b>2,287,426</b>	<b>-</b>	<b>574,959</b>	<b>-</b>	<b>1,116,791</b>	<b>5,627,871</b>
Profit for the year	477,887	171,054	(126,356)	23,291	11,202	(400,712)	156,366
Exchange differences on translation of financial statements from functional currency to reporting currency	(128,369)	(234,886)	(43,374)	(49,434)	3	(50,505)	(506,565)
Capital contribution from NCI	-	310,300	1,600,000	-	306,679	432,250	2,649,229
Capital withdrawal from NCI	-	-	-	-	-	(1,255)	(1,255)
Acquisition of subsidiaries (note 29)	-	-	-	-	-	154,639	154,639
Disposal of subsidiaries (note 29)	-	-	-	-	-	(151,260)	(151,260)
Acquisition of interests in subsidiaries from NCI	29,425	(6,752)	-	-	-	(28,549)	(5,876)
Disposal of interest in a subsidiary to NCI	-	315,770	-	-	-	-	315,770
Dividends paid to non-controlling interests	(2,014,685)	(69,070)	-	-	-	(10,004)	(2,093,759)
<b>Balance at 31 December 2022</b>	<b>12,953</b>	<b>2,773,842</b>	<b>1,430,270</b>	<b>548,816</b>	<b>317,884</b>	<b>1,061,395</b>	<b>6,145,160</b>



12. Investments in subsidiaries (continued)

The following tables list out the information relating to CLF I, CLF II, CIP V, ACL and CIF VI the subsidiaries of the Group which have material non-controlling interest ("NCI"). The summarised financial information presented below represent the amounts before any inter-company elimination.

	<i>31 December</i> 2022 US\$'000	<i>31 December</i> 2021 US\$'000
<b>CLF I</b>		
NCI percentage	69.88%	69.88%
Current assets	1,475,739	4,467,499
Current liabilities	(1,457,203)	(2,117,227)
Net assets	18,536	2,350,272
Carrying amount of NCI	12,953	1,648,695
	<i>2022</i> US\$'000	<i>2021</i> US\$'000
Revenue	112,966	228,292
Profit for the year	683,865	243,223
Total comprehensive income	500,173	313,068
Profit allocated to NCI	477,887	169,970
Net cash increase	14,682	85,510

12. Investments in subsidiaries (continued)

	31 December 2022 US\$'000	31 December 2021 US\$'000
<b>CLF II</b>		
NCI percentage	69.07%	60.50%
Current assets	313,870	276,061
Non-current assets	6,172,882	5,643,476
Current liabilities	(512,242)	(689,248)
Non-current liabilities	(2,007,013)	(1,537,630)
Non-controlling interests	(108,284)	(106,053)
Net assets	3,859,213	3,586,606
Carrying amount of NCI	2,773,842	2,287,426
	2022 US\$'000	2021 US\$'000
Revenue	174,866	102,234
Profit for the year	244,142	351,916
Total comprehensive income	(86,990)	431,804
Profit allocated to NCI	171,054	221,508
Net cash increase	89,570	22,487
		31 December 2022 US\$'000
<b>CIP V (Note)</b>		
NCI percentage		65.30%
Current assets		355,637
Non-current assets		4,352,806
Current liabilities		(110,245)
Non-current liabilities		(2,388,794)
Net assets		2,209,404
Carrying amount of NCI		1,430,270
		2022 US\$'000
Revenue		113,235
Loss for the year		(169,783)
Total comprehensive income		(240,596)
Loss allocated to NCI		(126,356)
Net cash increase		320,457

Note: The assets/liabilities of CIP V are classified as held for sale at 31 December 2022 (note 21).

12. Investments in subsidiaries (continued)

	31 December 2022 US\$'000	31 December 2021 US\$'000
<b>ACL</b>		
NCI percentage	46.86%	46.86%
Current assets	84,542	83,964
Non-current assets	1,873,571	2,013,303
Current liabilities	(121,590)	(148,011)
Non-current liabilities	(655,112)	(711,109)
Net assets	1,181,411	1,238,147
Carrying amount of NCI	548,816	574,959
	2022 US\$'000	2021 US\$'000
Revenue	99,166	91,217
Profit for the year	49,701	52,952
Total comprehensive income	(55,786)	80,427
Profit allocated to NCI	23,291	24,814
Net cash increase	5,584	10,272
		31 December 2022 US\$'000
<b>CIF VI (Note)</b>		
NCI percentage		60.05%
Current assets		311,847
Non-current assets		1,057,166
Current liabilities		(392,321)
Non-current liabilities		(596,574)
Net assets		380,118
Carrying amount of NCI		317,884
		2022 US\$'000
Revenue		6,549
Profit for the year		18,613
Total comprehensive income		18,613
Profit allocated to NCI		11,202
Net cash increase		305,762

Note: The assets/liabilities of CIF VI are classified as held for sale at 31 December 2022 (note 21).

### 13. Joint ventures

	Notes	31 December 2022	31 December 2021
China Merchants Capital Investment Co., Ltd. ("CMCI")	(a)	799,786	891,263
GLP Thor Fund I, L.P ("Thor Fund")	(b)	570,589	633,021
Beijing Jintonggang Real Estate Development Co., Ltd. ("Z3 project")	(c)	331,012	362,772
GLP Guoyi (Zhuhai) Acquisition Fund (LP) ("CVA I Fund")	(d)	234,492	278,905
Others	(e)	873,469	914,443
		<u>2,809,348</u>	<u>3,080,404</u>

All the joint ventures are unlisted corporate entities whose quoted market prices are not available.

#### (a) CMCI

On 24 March 2020, the Group entered into an investment partnership with China Merchants Group ("CMG") by acquiring 50% equity interest in China Merchants Capital Investment Co., Ltd. ("CMCI"), CMG's private equity investment vehicle incorporated in the PRC. Thereafter CMCI becomes a joint venture of the Group.

Summarised financial information of CMCI, adjusted for any differences in accounting policies, and a reconciliation to the carrying amount in the consolidated financial statements, are disclosed below:

	31 December 2022 US\$'000	31 December 2021 US\$'000
Non-current assets	2,289,933	2,364,642
Current assets	385,685	517,147
Non-current liabilities	(1,036,909)	(1,059,336)
Current liabilities	(404,627)	(350,929)
Non-controlling interests	(23,461)	(103,306)
Equity attributed to equity shareholders	1,210,621	1,368,218
Group's effective interest	50.00%	50.00%
Carrying amount in the consolidated financial statements	799,786	891,263
Included in the above assets and liabilities:		
Cash and cash equivalents	245,008	139,596
Current financial liabilities (excluding trade and other payables)	(331,321)	(323,315)
Non-current financial liabilities (excluding trade and other payables)	(935,505)	(1,059,336)

13. Joint ventures (continued)

	Year ended 31 December 2022 US\$'000	Year ended 31 December 2021 US\$'000
Revenue	142,607	390,813
Profit for the year from continuing operation	71,129	308,523
Profit attributable to NCI	(26,632)	(99,710)
Profit attributable to equity shareholders	44,497	208,813
Total comprehensive income	105,855	300,515
Total comprehensive income attributable to equity shareholders	75,530	202,141
Group's effective interest	50.00%	50.00%
Share of results (net of tax expense) of joint ventures	22,249	104,407
Included in the above profit:		
Interest expense	(62,783)	(58,724)
Interest income	2,673	1,234
Income tax expense	(26,166)	(101,773)

(b) *Thor Fund*

In June 2021, the Group completed the formation of Thor Fund with Grand Master Technology Limited ("Grand Master"), in which the Group injects capital of RMB4,000,000,000 for 50.1% equity interest of the Thor Fund. The Thor Fund invests in a portfolio of data centers, including properties and related infrastructure. As the general partner and the key decision making of Thor Fund's underlying operating entities are jointly controlled by the Group and Grand Master, Thor Fund is accounted for as a joint venture of the Group upon its formation.

According to the agreement between the Group and Grand Master, after the defined business conditions are met, the Group may obtain the power to control key decision-making of the underlying operating entities. Further, the Group may be required to pay contingent consideration when certain financial performance is achieved by the underlying operating entities.

As at 31 December 2022, these underlying data centers are still under construction, and the conditions for paying contingent consideration are not met.

### 13. Joint ventures (continued)

Summarised financial information of Thor Fund, adjusted for any differences in accounting policies, and a reconciliation to the carrying amount in the consolidated financial statements, are disclosed below:

	<i>31 December</i> 2022 US\$'000	<i>31 December</i> 2021 US\$'000
Non-current assets	3,198,119	2,493,966
Current assets	108,707	182,091
Non-current liabilities	(574,333)	(627,382)
Current liabilities	(154,224)	(121,713)
Equity attributed to equity shareholders	2,578,269	1,926,964
Group's effective interest	50.10%	50.10%
Carrying amount in the consolidated financial statements	570,589	633,021
Included in the above assets and liabilities:		
Cash and cash equivalents	23,666	30,541
Non-current financial liabilities (excluding trade and other payables)	(574,333)	(627,382)
	<i>31 December</i> 2022 US\$'000	<i>Year ended</i> <i>31 December</i> 2021 US\$'000
Revenue	7,155	188
Loss for the year from continuing operation	(47,209)	(31,176)
Total comprehensive income	(47,209)	(31,176)
Group's effective interest	50.10%	50.10%
Share of results (net of tax expense) of joint ventures	(23,627)	(15,746)
Included in the above profit:		
Interest expense	(36,486)	(19,370)
Interest income	246	694
Income tax expense	-	(146)

### 13. Joint ventures (continued)

#### (c) Z3 Project

Beijing Jintonggang Real Estate Development Co., Ltd. (referred to as "Jintonggang") is a property developer and constructor incorporated in the PRC. The Group obtained joint control of Jintonggang through acquiring 100% shares of five limited partnerships which hold equity interests in Jintonggang, namely Beijing Zhengqi Shangcheng Investment Center LLP, Beijing Zhengqi Shangxin Investment Center LLP, Beijing Zhengqi Shangde Investment Center LLP, Beijing Zhengqi Shangyu Investment Center LLP and Beijing Zhengqi Shanghai Investment Center LLP, jointly referred to as "Z3 Project", in November 2019.

Summarised financial information of Z3 Project, adjusted for any differences in accounting policies, and a reconciliation to the carrying amount in the consolidated financial statements, are disclosed below:

	<i>31 December</i> 2022 US\$'000	<i>31 December</i> 2021 US\$'000
Non-current assets	1,024,701	1,111,229
Current assets	1,745	5,033
Non-current liabilities	(88)	(334)
Current liabilities	(50,347)	(46,278)
Equity attributed to equity shareholders	976,011	1,069,650
Group's effective interest	34.00%	34.00%
Carrying amount in the consolidated financial statements	331,012	362,772
Included in the above assets and liabilities:		
Cash and cash equivalents	1,238	3,775
Non-current financial liabilities (excluding trade and other payables)	-	(334)
	<i>Year ended</i> <i>31 December</i> 2022 US\$'000	<i>Year ended</i> <i>31 December</i> 2021 US\$'000
Revenue	-	-
Loss for the year from continuing operation	(3,310)	(7,985)
Total comprehensive income	(3,310)	(7,985)
Group's effective interest	34.00%	34.00%
Share of results (net of tax expense) of joint venture	(1,125)	(2,715)
Included in the above profit:		
Interest expense	(3,859)	(3,465)
Interest income	8	18

### 13. Joint ventures (continued)

#### (d) CVA I Fund

CVA I Fund is a limited partnership established in the PRC in February 2018 by the Group and another third party investor with total equity commitments of RMB9.8 billion (equivalent to approximately US\$1.4 billion). The Fund engages in acquisition and management of completed logistics and industrial estate assets in China.

Summarised financial information of CVA I Fund, adjusted for any differences in accounting policies, and a reconciliation to the carrying amount in the consolidated financial statements, are disclosed below:

	31 December 2022 US\$'000	31 December 2021 US\$'000
Non-current assets	3,070,273	3,257,933
Current assets	234,742	213,594
Non-current liabilities	(1,529,443)	(1,435,064)
Current liabilities	(65,160)	(73,484)
Non-controlling interests	(261,826)	(287,021)
Equity attributed to equity shareholders	1,448,586	1,675,958
Group's effective interest	18.36%	18.37%
Carrying amount in the consolidated financial statements	234,492	278,905
Included in the above assets and liabilities:		
Cash and cash equivalents	218,865	194,404
Current financial liabilities (excluding trade and other payables)	(27,784)	(16,800)
Non-current financial liabilities (excluding trade and other payables)	(1,529,443)	(1,435,064)



### 13. Joint ventures (continued)

	<i>Year ended 31 December 2022 US\$'000</i>	<i>Year ended 31 December 2021 US\$'000</i>
Revenue	204,845	202,071
Profit for the year from continuing operations	106,809	219,587
Less: Profit attributable to NCI	(15,564)	(26,181)
Profit attributable to equity shareholders	91,245	193,406
Total comprehensive income	106,809	219,587
Total comprehensive income attributable to equity shareholders	91,245	193,406
Group's effective interest	18.36%	18.37%
Share of results (net of tax expense) of joint venture	16,705	35,529
Included in the above profit:		
Depreciation and amortisation	(50)	(64)
Interest expense	(68,700)	(62,724)
Interest income	2,555	1,670
Income tax expense	(57,244)	(93,730)

#### (e) *Other individually immaterial joint ventures*

Summarised financial information of other individually immaterial joint ventures, adjusted for any differences in accounting policies, and a reconciliation to the carrying amount in the consolidated financial statements, are disclosed below:

	<i>Year ended 31 December 2022 US\$'000</i>	<i>Year ended 31 December 2021 US\$'000</i>
Profit for the year from continuing operation	107,878	126,710
Less: Profit attributable to NCI	(1,854)	(5,850)
Profit attributable to equity shareholders	106,024	125,371
Total comprehensive income	107,878	126,710
Total comprehensive income attributable to equity shareholders	106,024	125,371
Aggregate amount of the share of results of joint ventures	32,213	42,572

## 14. Associates

	Notes	31 December 2022 US\$'000	31 December 2021 US\$'000
Zhuhai Hidden Hill Logistic Equity Investment Fund (LP) ("Hidden Hill Fund")	(a)	643,824	1,252,481
GLP Jianfa (Xiamen) Investment Fund LLP ("Jian Fa Fund")	(b)	424,547	365,258
Zhongjin Jiaye (Tianjin) Commercial Real Estate Investment Center LLP ("Zhongjin Jiaye")	(c)	200,977	220,368
Others	(d)	1,575,367	973,540
		<u>2,844,715</u>	<u>2,811,647</u>

### (a) Hidden Hill Fund

In May 2018, the Group invested in 30.76% equity interest of Hidden Hill Fund, which is focusing on logistics ecology. The Group decreased its equity interest in Hidden Hill Fund to 36.45% as at 31 December 2022 (31 December 2021: 67.97%). The Hidden Hill Fund is primarily controlled by its consulting committee board and investing committee board consisting of five members with one of them appointed by the Group. Resolutions at any meeting of these committees shall be decided by two-thirds of the voting members and the Group has significant influence in it by virtue of its one membership in these boards.

Summarised financial information of the Hidden Hill Fund, adjusted for any differences in accounting policies, and a reconciliation to the carrying amount in the consolidated financial statements, are disclosed below:

	31 December 2022 US\$'000	31 December 2021 US\$'000
Non-current assets	1,827,806	1,874,210
Current assets	40,994	169,864
Non-current liabilities	(115,936)	(112,776)
Current liabilities	(4,851)	(136)
Net assets attributable to equity shareholders	1,748,014	1,931,162
Group's interest in associate	36.45%	67.97%
Carrying amount in the consolidated financial statements	643,824	1,252,481
Interest in associate held for sale (note 21)	-	133,779
Included in the above assets and liabilities:		
Cash and cash equivalents	21,835	169,864

#### 14. Associates (continued)

	Year ended 31 December 2022 US\$'000	Year ended 31 December 2021 US\$'000
Revenue	200,624	557,308
Profit for the year from continuing operation	164,921	448,019
Total comprehensive income	164,921	448,019
Group's effective interest share of results (net of tax expense) of associates and loss on disposal of associates	36.45%	67.97%
	9,583	373,385
Included in the above profit:		
Interest income	330	478

#### (b) Jian Fa Fund

In November 2020, the Group invested in 49.76% equity interest of Jian Fa Fund, which is a private equity investment vehicle formed in the PRC. The Group decreased its equity interest in Jian Fa Fund to 47.75% as at 31 December 2022 (31 December 2021: 49.76%). The general partner and the key decision making of Jian Fa Fund is primarily controlled by its general partner's board of directors, which consists of seven members with two of them appointed by the Group. Resolutions at any meeting of these committees shall be decided by two-thirds of the voting members and the Group has significant influence in it by virtue of its two members in these boards.

Summarised financial information of the Jian Fa Fund, adjusted for any differences in accounting policies, and a reconciliation to the carrying amount in the consolidated financial statements, are disclosed below:

	31 December 2022 US\$'000	31 December 2021 US\$'000
Non-current assets	573,250	518,275
Current assets	226,005	241,685
Current liabilities	(249)	(70)
Net assets attributable to equity shareholders	799,006	759,890
Group's interest in associate	47.75%	49.76%
Carrying amount in the consolidated financial statements	424,547	365,258
Included in the above assets and liabilities:		
Cash and cash equivalents	217,807	215,543

14. Associates (continued)

	Year ended 31 December 2022 US\$'000	Year ended 31 December 2021 US\$'000
Revenue	10,115	194,431
Profit for the year from continuing operation	1,961	188,654
Total comprehensive income	1,961	188,654
Group's effective interest	47.75%	49.76%
Share of results (net of tax expense) of associate	936	100,680
Included in the above profit:		
Interest income	2,764	-
Interest expense	-	(4)

(c) *Zhongjin Jiaye*

Zhongjin Jiaye (Tianjin) Commercial Real Estate Investment Center LLP (referred to as "Zhongjin Jiaye") is limited partnership established in the PRC. The purpose of the limited partnership is to seek capital appreciation by investing in the Z3 project (see note 13(c)). In April 2019, the Group acquired 58.63% equity interest of Zhongjin Jiaye through acquiring 100% equity interest of one limited partner of Zhongjin Jiaye. Zhongjin Jiaye is primarily controlled by its consulting committee board and investing committee board and the Group has significant influence in it through its membership in these boards.

Summarised financial information of Zhongjin Jiaye, adjusted for any differences in accounting policies, and a reconciliation to the carrying amount in the consolidated financial statements, are disclosed below:

	31 December 2022 US\$'000	31 December 2021 US\$'000
Non-current assets	333,972	366,004
Current assets	13,664	10,408
Current liabilities	(4,849)	(550)
Net assets attributed to equity shareholders	342,788	375,862
Group's interest in associate	58.63%	58.63%
Carrying amount in the consolidated financial statements	200,977	220,368
Included in the above assets and liabilities:		
Cash and cash equivalents	1,136	97

14. Associates (continued)

	Year ended 31 December 2022 US\$'000	Year ended 31 December 2021 US\$'000
Revenue	-	-
Loss for the year from continuing operation	(1,342)	(2,906)
Total comprehensive income	(1,342)	(2,906)
Group's effective interest	58.63%	58.63%
Share of results (net of tax expense) of associate	(787)	(1,704)
Included in the above profit:		
Interest income	198	165

(d) *Other individually immaterial associates*

Summarised financial information of other individually immaterial associates, adjusted for any differences in accounting policies, and a reconciliation to the carrying amount in the consolidated financial statements, are disclosed below:

	Year ended 31 December 2022 US\$'000	Year ended 31 December 2021 US\$'000
Profit for the year from continuing operation	417,749	284,266
Total comprehensive income	375,897	284,149
Aggregate amount of the results of associates	108,820	28,975

## 15. Deferred tax

Movements in deferred tax assets and liabilities during the year are as follows:

	At 1 January US\$'000	Acquisition of subsidiaries (note 29) US\$'000	Disposal of subsidiaries (note 29) US\$'000	Effect of movement in exchange rates US\$'000	Recognised in other comprehensive income (note 10) US\$'000	Recognised in profit or loss US\$'000	Reclassified to assets held for sale US\$'000	At 31 December US\$'000
<b>Deferred tax assets</b>								
<b>31 December 2021</b>								
Unutilised tax losses	24,546	11,206	(11,235)	(571)	-	(3,609)	(10,144)	10,193
Others	4,873	-	-	112	-	(94)	-	4,891
	<u>29,419</u>	<u>11,206</u>	<u>(11,235)</u>	<u>(459)</u>	<u>-</u>	<u>(3,703)</u>	<u>(10,144)</u>	<u>15,084</u>
<b>31 December 2022</b>								
Unutilised tax losses	10,193	1,030	-	(1,399)	-	20,051	4,943	34,818
Lease liabilities	-	13,231	-	(496)	-	-	-	12,735
Others	4,891	24	-	(404)	-	(258)	-	4,253
	<u>15,084</u>	<u>14,285</u>	<u>-</u>	<u>(2,299)</u>	<u>-</u>	<u>19,793</u>	<u>4,943</u>	<u>51,806</u>
<b>Deferred tax liabilities</b>								
<b>31 December 2021</b>								
Investment properties	(2,331,240)	(18,590)	765,423	(59,036)	-	(320,137)	502,203	(1,461,377)
Other investments	(80,127)	-	-	(3,435)	(11,162)	(52,614)	-	(147,338)
Buildings held for own use carried at fair value	(2,372)	-	-	(26)	2,398	-	-	-
Others	(50,031)	-	-	(1,878)	(237)	(81,254)	-	(133,410)
	<u>(2,463,770)</u>	<u>(18,590)</u>	<u>765,423</u>	<u>(64,375)</u>	<u>(9,001)</u>	<u>(454,015)</u>	<u>502,203</u>	<u>(1,742,125)</u>
<b>31 December 2022</b>								
Investment properties	(1,461,377)	(8,035)	64,430	129,281	-	(332,161)	322,958	(1,284,904)
Other investments	(147,338)	-	52,440	8,837	16,338	30,869	-	(38,854)
Right-of-use assets	-	(11,414)	-	428	-	-	-	(10,986)
Others	(133,410)	(27,388)	26,944	11,836	-	41,462	-	(80,554)
	<u>(1,742,125)</u>	<u>(46,835)</u>	<u>143,814</u>	<u>150,382</u>	<u>16,338</u>	<u>(259,830)</u>	<u>322,958</u>	<u>(1,415,298)</u>

Deferred tax liabilities and assets are offset when there is a legally enforceable right to set off current tax liabilities and when the deferred taxes relate to the same tax authority. The amounts determined after appropriate offsetting are included in the statement of financial position as follows:

	31 December 2022 US\$'000	31 December 2021 US\$'000
Deferred tax assets	54,468	24,657
Deferred tax liabilities	<u>(1,417,960)</u>	<u>(1,751,698)</u>

**15. Deferred tax (continued)**

Deferred tax assets have not been recognised in respect of the following items because it is not probable that future taxable profit will be available against which the Group can utilise the benefits there from:

	31 December 2022 US\$'000	31 December 2021 US\$'000
Tax losses	<u>920,581</u>	<u>857,248</u>

Tax losses are subject to agreement by the tax authorities and compliance with tax regulations in the respective countries in which the subsidiaries operate. As at 31 December 2022, unrecognised tax losses amounting to approximately US\$920,581,000 (31 December 2021: US\$857,248,000) will expire within 1 to 5 years.

The PRC income tax law and its relevant regulations impose a withholding tax at 10%, unless reduced by a tax treaty/arrangement, for dividend distributions out of earnings accumulated beginning on or after 1 January 2008. As at 31 December 2022, the Group has not recognised a deferred tax liability amounting to approximately US\$57,575,000 (31 December 2021: US\$83,311,000) in respect of undistributed earnings of PRC subsidiaries because the Group can control the timing of the distribution and it is probable that the dividend will not be distributed to the holding company outside the PRC in the foreseeable future.

## 16. Property, plant and equipment

	<i>Furniture, fittings and equipment</i> US\$'000	<i>Assets under construction</i> US\$'000	<i>Buildings held for own use carried at fair value</i> US\$'000	<i>Buildings held for own use carried at amortised cost</i> US\$'000	<i>Right-of-use assets</i> US\$'000	<i>Total</i> US\$'000
<b>Cost</b>						
At 1 January 2021	80,272	18,029	106,254	81,588	114,798	400,941
Acquisition of subsidiaries	40,004	3,030	-	-	50,310	93,344
Additions	54,862	150,174	41,995	-	320,547	567,578
Disposal of subsidiaries	(6,221)	-	(156,822)	-	-	(163,043)
Disposals	(1,365)	-	-	-	(18,977)	(20,342)
Transfers	37,816	(8,513)	-	(30,589)	-	(1,286)
Elimination on revaluation	-	-	(827)	-	-	(827)
Changes in fair value recognised in OCI	-	-	6,698	-	-	6,698
Effect of movements in exchange rates	2,764	2,187	2,702	1,453	7,025	16,131
Reclassification to asset held for sale	(64)	-	-	-	-	(64)
At 31 December 2021	208,068	164,907	-	52,452	473,703	899,130
Acquisition of subsidiaries	113,978	143,600	-	-	85,962	343,540
Additions	171,339	152,194	-	-	25,634	349,167
Interest and right-of-use asset depreciation expenses capitalised	8,722	4,220	-	-	-	12,942
Disposal of subsidiaries	(1,885)	-	-	-	(5,744)	(7,629)
Disposals	(5,695)	-	-	-	(18,328)	(24,023)
Transfers	177,233	(176,056)	-	33,071	(34,248)	-
Effect of movements in exchange rates	(37,257)	(18,327)	-	(5,597)	(48,160)	(109,341)
Reclassification to asset held for sale	(3,138)	(38)	-	-	-	(3,176)
At 31 December 2022	631,365	270,500	-	79,926	478,819	1,460,610
<b>Accumulated depreciation</b>						
At 1 January 2021	(28,337)	-	-	(8,776)	(15,298)	(52,411)
Acquisition of subsidiaries	(947)	-	-	-	-	(947)
Charge for the year	(8,620)	-	(827)	(1,006)	(17,684)	(28,137)
Disposal of subsidiaries	2,697	-	-	-	-	2,697
Disposals	470	-	-	-	6,152	6,622
Elimination on revaluation	-	-	827	-	-	827
Effect of movements in exchange rates	(1,524)	-	-	(607)	(3,918)	(6,049)
Transfers	-	-	-	1,286	-	1,286
Reclassification to asset held for sale	64	-	-	-	-	64
At 31 December 2021	(36,197)	-	-	(9,103)	(30,749)	(76,048)
Charge for the year	(20,305)	-	-	(1,249)	(36,611)	(58,165)
Disposal of subsidiaries	464	-	-	-	1,161	1,625
Disposals	1,723	-	-	-	6,137	7,860
Effect of movements in exchange rates	4,848	-	-	814	9,433	15,095
Transfers	(945)	-	-	-	945	-
Reclassification to asset held for sale	1,479	-	-	-	-	1,479
At 31 December 2022	(48,933)	-	-	(9,538)	(49,683)	(108,154)
<b>Carrying amounts</b>						
At 31 December 2021	171,871	164,907	-	43,349	442,955	823,082
At 31 December 2022	582,432	270,500	-	70,388	429,136	1,352,456



## 17. Intangible assets

	Goodwill US\$'000	Trademark US\$'000	License rights US\$'000	Customer relationship US\$'000	Total US\$'000
<b>Cost</b>					
At 1 January 2021	295,879	24,949	3,383	-	324,211
Effect of movements in exchange rates	8,068	592	127	-	8,787
At 31 December 2021	303,947	25,541	3,510	-	332,998
Acquisition of subsidiaries (note 29)	293,560	2	11,188	139,090	443,840
Effect of movements in exchange rates	(40,646)	(2,160)	(896)	(5,267)	(48,969)
At 31 December 2022	556,861	23,383	13,802	133,823	727,869
<b>Accumulated amortisation</b>					
At 1 January 2021	-	(13,435)	(986)	-	(14,421)
Charge for the year	-	(1,284)	(85)	-	(1,369)
Effect of movements in exchange rates	-	(468)	(24)	-	(492)
At 31 December 2021	-	(15,187)	(1,095)	-	(16,282)
Charge for the year	-	(1,325)	(853)	(7,401)	(9,579)
Effect of movements in exchange rates	-	1,336	344	260	1,940
At 31 December 2022	-	(15,176)	(1,604)	(7,141)	(23,921)
<b>Carrying amounts:</b>					
At 31 December 2021	303,947	10,354	2,415	-	316,716
At 31 December 2022	556,861	8,207	12,198	126,682	703,948

### **Impairment tests for cash-generating units containing goodwill**

Goodwill is allocated to the Group's cash-generating units (CGU) identified according to country of operation and operating segment, carrying amount of each CGU as follows:

	31 December 2022 US\$'000	31 December 2021 US\$'000
Data Center Group	282,706	-
GLP China (Note)	220,312	246,275
ACL Group	53,843	57,672
<b>Total</b>	<b>556,861</b>	<b>303,947</b>

Note: Relates to the leasing of logistic facilities and provision of asset management services in China and excludes the ACL Group and Data Center Group.

## 17. Intangible assets (continued)

### (a) Data Center Group

The recoverable amount of the CGU is determined based on value in use calculation. The value in use calculation is a discounted cash flow model using cash flow projections based on the most recent budgets and forecasts approved by management covering ten years. Cash flows beyond these periods are extrapolated using the estimated terminal growth rate. The discount rate applied is the weighted average cost of capital from the relevant business segment. The terminal growth rate used does not exceed management's expectation of the long-term average growth rate of the respective industry and country in which the CGU operates. The pre-tax discount rate and terminal growth rate used as at 31 December 2022 are 11.2% and 3% respectively. The Group believes that any reasonably possible changes in the above key assumptions applied are not likely to materially cause the recoverable amount to be lower than its carrying amount.

### (b) GLP China

The recoverable amount of the CGU is determined based on fair value less costs of disposal. The CGU comprises following categories: development business, fund management, investment properties and other investments as at 31 December 2022. In determining fair value, a combination of approaches were used, including the direct comparison, income capitalisation, discounted cash flow and residual approaches. The direct comparison approach involves the analysis of comparable properties or public companies, the Group invests in companies listed in active markets, and these equity securities are stated at their fair values at the reporting date. The income capitalisation approach capitalises an income stream into a present value using single-year capitalisation rates, and the income stream used is adjusted to market rentals currently being achieved within comparable investment properties and recent leasing transactions achieved within the investment property. The discounted cash flow approach requires the valuer to assume a rental growth rate indicative of market and the selection of a target internal rate of return consistent with current market requirements. The residual approach values properties under development and land held for development by reference to its development potential and deducting development costs to be incurred, together with developers' profit margin, assuming it was completed as at the date of valuation.

As at 31 December 2022, key assumptions on which management has based its determination of fair value less costs to sell or disposal are capitalisation rate 4.25% - 7.00% (31 December 2021: 4.00% - 7.00%), discount rate 7.25% - 10.50% (31 December 2021: 7.25% - 10.50%), terminal yield capitalisation rate 4.25% - 7.00% (31 December 2021: 4.00% - 7.00%). The Group believes that any reasonably possible changes in the above key assumptions applied are not likely to cause the recoverable amount to be materially lower than its carrying amount.

## 17. Intangible assets (continued)

### (c) ACL Group

The recoverable amount of the CGU is determined based on value in use calculation. The value in use calculation is a discounted cash flow model using cash flow projections based on the most recent budgets and forecasts approved by management covering ten years. Cash flows beyond these periods are extrapolated using the estimated terminal growth rate. The discount rate applied is the weighted average cost of capital from the relevant business segment. The terminal growth rate used does not exceed management's expectation of the long-term average growth rate of the respective industry and country in which the CGU operates. The pre-tax discount rate and terminal growth rate used as at 31 December 2022 are 7.5% and 3% respectively (31 December 2021: 7.5% and 3%). The Group believes that any reasonably possible changes in the above key assumptions applied are not likely to materially cause the recoverable amount to be lower than its carrying amount.

## 18. Other investments

	31 December 2022 US\$'000	31 December 2021 US\$'000
Listed equity securities - at FVOCI (non-recycling)	248,867	510,621
Listed REIT securities - at FVOCI (non-recycling)	234,473	230,883
Listed equity securities - at FVTPL	165,035	406,213
Unlisted equity securities - at FVTPL	<u>1,864,263</u>	<u>1,189,147</u>
	<u>2,512,638</u>	<u>2,336,864</u>

As at 31 December 2022, listed equity securities included equity interests in three (31 December 2021: three) listed companies which the Group has designated as investments at FVOCI (non-recycling), because these investments are held for strategic purposes.

As at 31 December 2022, listed REIT securities included 302,578,000 Units (31 December 2021: 302,578,000) of 中金普洛斯仓储物流封闭式基础设施证券投资基金 ("CICC GLP REIT"), which is listed on the Shanghai Stock Exchange.

Dividends of RMB 116,196,000 (US\$ 17,619,000 equivalent) were received on these listed investments during the year ended 31 December 2022 (year ended 31 December 2021: Nil).

19. Other non-current assets

	31 December 2022 US\$'000	31 December 2021 US\$'000
Trade receivables	32,769	34,352
Prepayments	35,208	70,484
Deferred management costs	59	19,749
Loans to joint ventures	400,571	437,576
Loans to associates	51,596	21,022
Loans to third parties	-	5,249
Loans to non-controlling interests	6,981	-
Consideration receivables due from other related parties	1,316,039	-
Deposits	3,633	-
Other investments held for disposal	97,412	128,201
Other non-current receivables	51,374	-
	<u>1,995,642</u>	<u>716,633</u>

The loans to joint ventures are repayable after one year, and bear interest rate ranging from 5.70% to 8.00% (31 December 2021: 5.70% to 8.00%) per annum, except for a loan of US\$1,500,000 (31 December 2021: US\$700,000) which is interest-free at the reporting date.

The loans to associates are repayable after one year, and bear interest rate at 6.00% (31 December 2021: 6.00%) per annum, nil is interest-free upon completion of the acquisition.

Consideration receivables due from other related parties, including loan notes with principal amounts of US\$1,293,779,000 (31 December 2021: nil) are unsecured, bear a fixed interest rate of 4.00% per annum.

## 20. Trade and other receivables

	31 December 2022 US\$'000	31 December 2021 US\$'000
Net trade receivables:		
- Trade receivables	98,833	52,052
- Impairment losses	(4,246)	(1,881)
	94,587	50,171
Amounts due from joint ventures:		
- Trade	6,558	10,346
- Non-trade	4,612	87,744
- Loans to joint ventures	124,020	100,859
	135,190	198,949
Amounts due from associates:		
- Trade	6,648	13,798
- Non-trade	763,984	248,242
- Loans to associates	194,329	142,223
	964,961	404,263
Amounts due from non-controlling interests:		
- Non-trade	10,360	8,611
- Loans to non-controlling interests	14,742	16,104
	25,102	24,715
Amount due from an intermediate holding company and other related parties:		
- Trade	44,665	14,116
- Non-trade	2,499,889	1,648,062
	2,544,554	1,662,177
Loans to third parties	32,385	130,058
Deposits	156,127	105,657
Net other receivables:		
- Other receivables	245,760	291,720
- Impairment losses	(1,470)	(218)
	244,290	291,502
Prepayments	14,408	22,351
	<u>4,211,604</u>	<u>2,889,843</u>

The non-trade amounts due from joint ventures, associates, non-controlling interests, intermediate holding company and other related parties are unsecured, interest-free and repayable on demand.

The loans to joint ventures, associates and non-controlling interests are unsecured, bear effective interests ranging from 1.50% to 15.22% (31 December 2021: 5.70% to 15.20%) per annum, except for approximately US\$125,301,000 (21 December 2021: US\$137,675,000) which are interest-free at the reporting date and are repayable within the next 12 months.

## 20. Trade and other receivables (continued)

The loans to third parties in relation to acquisition of new investments are secured, repayable within the next 12 months, and bear effective interest rate at 10.00% (31 December 2021: 10.00% to 18.00%) per annum, except for approximately US\$17,496,000 which is interest-free upon completion of the acquisition (31 December 2021: US\$102,570,000 which is interest-free upon completion of the acquisition).

Deposits include an amount of approximately US\$120,370,000 (31 December 2021: US\$16,313,000) in relation to the acquisition of new investments. Other receivables comprise principally interest receivable and VAT recoverable.

Trade receivables are due on the date of billing. Further details on the Group's credit policy are set out in note 30(a).

### (a) Impairment of trade and other receivables

The Group measures loss allowances for trade receivables and contract assets at an amount equal to lifetime ECLs, which is calculated using a provision matrix. As the Group's historical credit loss experience does not indicate significantly different loss patterns for different customer segments, the loss allowance based on past due status is not further distinguished between the Group's different customer bases.

The following table provides information about the Group's exposure to credit risk and ECLs for trade receivables as at 31 December 2021 and 31 December 2022:

	Expected loss rate %	31 December 2021	
		Gross carrying amount US\$'000	Loss allowance \$'000
Within 1 month	0.56	48,339	(272)
1 to 2 months	17.54	1,487	(261)
2 to 3 months	44.09	301	(133)
3 to 6 months	49.43	1,190	(589)
7 to 12 months	66.23	323	(214)
Over 12 months	100.00	412	(412)
		<u>52,052</u>	<u>(1,881)</u>
	Expected loss rate %	31 December 2022	
		Gross carrying amount US\$'000	Loss allowance \$'000
Within 1 month	1.06	85,508	(909)
1 to 2 months	11.87	3,919	(465)
2 to 3 months	18.50	1,130	(209)
3 to 6 months	16.44	5,603	(921)
7 to 12 months	50.58	1,884	(953)
Over 12 months	100.00	789	(789)
		<u>98,833</u>	<u>(4,246)</u>

## 20. Trade and other receivables (continued)

Expected loss rates are based on actual loss experience over the past 12 months. These rates are adjusted to reflect differences between economic conditions during the period over which the historic data has been collected, current conditions and the Group's view of economic conditions over the expected lives of the receivables.

Movement in the loss allowance account in respect of trade and other receivables during the year is as follows:

	<i>31 December</i> 2022 US\$'000	<i>31 December</i> 2021 US\$'000
Balance at 1 January	2,099	2,186
Impairment loss recognised	2,297	993
Acquisition of subsidiaries	2,049	189
Disposal of subsidiaries	(695)	(428)
Exchange differences	<u>(34)</u>	<u>(841)</u>
Balance at 31 December	<u>5,716</u>	<u>2,099</u>

Credit risk arising from loans to joint ventures, loans to associates, loans to non-controlling interests and loans to third parties.

The loans to joint ventures, the loans to associates, the loans to non-controlling interests and the loans to third parties are repayable within the next 12 months. The Group considers that the credit risk arising from these loans are insignificant as the loans are within the credit period.

**21. Assets classified as held for sale and disposal group held for sale**

	Note	31 December 2022 US\$'000	31 December 2021 US\$'000
Assets of disposal groups held for sale	(a)	6,608,509	5,398,886
Liabilities of disposal groups held for sale	(b)	(4,240,574)	(2,476,658)
Interest in an associate		-	133,779
		<u>2,367,935</u>	<u>3,056,007</u>

During the period from June 2021 to December 2022, the Group initiated and committed to plans to dispose of groups of subsidiaries to related parties and third parties. The disposal consideration will be based on the fair value of the subsidiaries. Nevertheless, certain assets transfer procedures are still in progress and such disposals are expected to be completed in the near future. As a result, the assets and liabilities of those subsidiaries in the disposal groups are presented as assets held for sale and liabilities held for sale respectively as 31 December 2022 and 2021.

**(a) Assets of disposal groups held for sale comprise:**

	31 December 2022 US\$'000	31 December 2021 US\$'000
Investment properties	5,940,772	5,093,558
Cash at bank	638,245	246,508
Other assets	<u>29,492</u>	<u>58,820</u>
Assets held for sale	<u>6,608,509</u>	<u>5,398,886</u>

**(b) Liabilities of disposal groups held for sale comprise:**

	31 December 2022 US\$'000	31 December 2021 US\$'000
Loans and borrowings	(3,080,038)	(1,209,536)
Deferred tax liabilities	(719,102)	(673,314)
Other liabilities	<u>(441,434)</u>	<u>(593,808)</u>
Liabilities held for sale	<u>(4,240,574)</u>	<u>(2,476,658)</u>



**22. Cash and cash equivalents**

**(a) Cash and cash equivalents comprise:**

	31 December 2022 US\$'000	31 December 2021 US\$'000
Cash at bank	1,431,878	716,941
Restricted cash (note)	57,548	-
Cash and cash equivalents in consolidated statement of financial position	1,489,426	716,941
Restricted cash	(57,548)	-
Cash and cash equivalents in disposal groups	<u>638,245</u>	<u>246,508</u>
Cash and cash equivalents in the consolidated cashflow statement	<u>2,070,123</u>	<u>963,449</u>

The effective interest rates relating to certain cash at bank balances at reporting date for the Group ranged from 0.01% to 1.4895% (31 December 2021: 0.01% to 0.45%) per annum respectively.

Note: the Group has pledged bank deposit of approximately US\$57,548,000 for bank borrowings of its joint venture, Shanghai Pulong Information Technology Co., Ltd. Besides, the Group and ZHEJIANG CENTURY HUATONG GROUP CO., LTD. have provided corporate guarantees for 50.1% and 49.9% of the above-mentioned bank borrowings respectively. As at 31 December 2022, the outstanding amount of the relevant bank borrowings was approximately US\$574,333,000 (31 December 2021: US\$574,333,000). As at and during the year ended 31 December 2022, there was no overdue payment in respect of these bank borrowings (2021: none).

## 22. Cash and cash equivalents (continued)

### (b) Reconciliation of liabilities arising from financing activities:

The table below details changes in the Group's liabilities from financing activities, including both cash and non-cash changes. Liabilities arising from financing activities are liabilities for which cash flows were, or future cash flows will be, classified in the cash flow statement as cash flows from financing activities.

	Loans and borrowings (note 25) US\$'000	Loans from non-controlling interests, joint ventures, associate and third parties (notes 26 and 27) US\$'000	Lease liabilities (note 28) US\$'000	Interest payable (note 27) US\$'000	Total US\$'000
At 1 January 2021	10,246,348	17,381	60,001	124,752	10,448,482
Changes from financing cash flows:					
Proceeds from bank loans	6,713,692	-	-	-	6,713,692
Repayment of bank loans	(6,829,248)	-	-	-	(6,829,248)
Proceeds from issue of bonds	2,751,731	-	-	-	2,751,731
Repayment of bonds	(2,633,904)	-	-	-	(2,633,904)
Proceeds of loans from non-controlling interests	-	-	-	-	-
Repayment of loans from non-controlling interests	-	(10,202)	-	-	(10,202)
Proceeds of loans from associates	-	-	-	-	-
Repayment of loans from associates	-	-	-	-	-
Proceeds of loans from third parties	-	-	-	-	-
Repayment of loans from third parties	-	(637)	-	-	(637)
Cash payments for principal portion of lease liabilities	-	-	(14,400)	-	(14,400)
Cash payments for interest portion of lease liabilities	-	-	(6,852)	-	(6,852)
Interest paid	-	-	-	(500,670)	(500,670)
Total changes from financing cash flows	<u>2,271</u>	<u>(10,839)</u>	<u>(21,252)</u>	<u>(500,670)</u>	<u>(530,490)</u>
Other changes:					
Acquisition of subsidiaries (note 29)	303,465	-	-	2,466	305,931
Disposal of subsidiaries (note 29)	(988,374)	-	(12,825)	(502)	(1,001,701)
Additions	-	-	220,280	-	220,280
Interest expense	-	-	6,182	481,105	487,287
Effect of movements in exchange rates	153,893	170	5,312	2,052	161,427
Amounts reclassified as held for sale	(1,535,309)	896	-	-	(1,534,413)
Total other changes	<u>(2,086,325)</u>	<u>1,066</u>	<u>218,949</u>	<u>485,121</u>	<u>(1,381,189)</u>
At 31 December 2021	<u>8,182,294</u>	<u>7,608</u>	<u>257,698</u>	<u>109,203</u>	<u>8,556,803</u>

## 22. Cash and cash equivalents (continued)

	Loans and borrowings (note 25) US\$'000	Loans from non-controlling interests, joint ventures, associate, third parties and other related parties (notes 26 and 27) US\$'000	Lease liabilities (note 28) US\$'000	Interest payable (note 27) US\$'000	Total US\$'000
At 1 January 2022	8,182,294	7,608	257,698	109,203	8,556,803
Changes from financing cash flows:					
Proceeds from bank loans	9,843,571	-	-	-	9,843,571
Repayment of bank loans	(6,433,457)	-	-	-	(6,433,457)
Proceeds from issue of bonds	322,532	-	-	-	322,532
Repayment of bonds	(1,044,139)	-	-	-	(1,044,139)
Proceeds of loans from non-controlling interests	-	1,646	-	-	1,646
Repayment of loans from non-controlling interests	-	(3,204)	-	-	(3,204)
Proceeds of loans from associates	-	4,770	-	-	4,770
Repayment of loans from associates	-	(28,501)	-	-	(28,501)
Proceeds of loans from third parties	-	2,571	-	-	2,571
Repayment of loans from third parties	-	(700)	-	-	(700)
Proceeds of loans from other related parties	-	366,911	-	-	366,911
Repayment of loans from other related parties	-	(234,290)	-	-	(234,290)
Cash payments for principal portion of lease liabilities	-	-	(19,384)	-	(19,384)
Cash payments for interest portion of lease liabilities	-	-	(7,474)	-	(7,474)
Interest paid	-	-	-	(509,893)	(509,893)
<b>Total changes from financing cash flows</b>	<b>2,688,507</b>	<b>109,203</b>	<b>(26,858)</b>	<b>(509,893)</b>	<b>2,260,959</b>
Other changes:					
Acquisition of subsidiaries (note 29)	633,285	91,291	80,851	10,247	815,674
Disposal of subsidiaries (note 29)	(133,368)	-	-	-	(133,368)
Additions	-	-	25,634	-	25,634
Interest expense	-	-	13,912	487,101	501,013
Effect of movements in exchange rates	(304,927)	(3,984)	(61,434)	(895)	(371,240)
Amounts reclassified as held for sale	(1,344,454)	(166,430)	-	-	(1,510,884)
<b>Total other changes</b>	<b>(1,149,464)</b>	<b>(79,123)</b>	<b>58,963</b>	<b>496,453</b>	<b>(673,171)</b>
<b>At 31 December 2022</b>	<b>9,721,337</b>	<b>37,688</b>	<b>289,803</b>	<b>95,763</b>	<b>10,144,591</b>

## 23. Share capital and capital management

### (a) Movements in components of equity

The reconciliation between the opening and closing balances of each component of the Group's consolidated equity is set out in the consolidated statement of changes in equity. Details of the changes in the Company's individual components of equity between the beginning and the end of the year are set out below:

<i>Company</i>	<i>Share capital</i> US\$'000	<i>Currency translation reserve</i> US\$'000	<i>Retained earnings</i> US\$'000	<i>Total</i> US\$'000
Balance at 1 January 2021	6,950,825	(320,086)	(11,484)	6,619,255
Total comprehensive income for the year	-	152,844	(168,635)	(15,791)
Balance at 31 December 2021	6,950,825	(167,242)	(180,119)	6,603,464
Total comprehensive income for the year	-	(585,829)	782,939	197,110
Balance at 31 December 2022	6,950,825	(753,071)	602,820	6,800,574

### (b) Share capital

Issued share capital

	<i>31 December</i>	
	<i>No. of shares</i>	<i>US\$'000</i>
	'000	
Ordinary shares, issued and fully paid:	6,950,825	6,950,825

The holders of ordinary shares are entitled to receive dividends as declared from time to time and are entitled to one vote per share at meetings of the Company. All ordinary shares rank equally with regarding to the Company's residual assets.

### (c) Dividends

The Board of Directors has not declared any dividend in respect of the year ended 31 December 2022 and the year ended 31 December 2021.

## 23. Share capital and capital management (continued)

### (d) Capital management

The Group's objectives when managing capital are to build a strong capital base so as to sustain the future developments of its business and to maintain an optimal capital structure to maximise shareholder's value. The Group defines "capital" as including all components of equity plus loans from its holding companies and related corporations with no fixed terms of repayment.

The Group's capital structure is regularly reviewed and managed with due regard to the capital management practices of the larger group to which the Company belongs. Adjustments are made to the capital structure in light of changes in economic conditions, regulatory requirements and business strategies affecting the Group.

The Group also monitors capital using a net debt to equity ratio, which is defined as net borrowings divided by total equity (including non-controlling interests).

	31 December 2022 US\$'000	31 December 2021 US\$'000
Loans and borrowings	9,721,337	8,182,294
Loans from non-controlling interests	32,511	4,003
Loans from third parties	2,348	776
Loans from joint ventures	2,829	2,829
Lease liabilities	289,803	257,698
Total debt	10,048,828	8,447,600
Less: cash and cash equivalents	(1,489,426)	(716,941)
Net debt	8,559,402	7,730,659
Total equity	20,258,978	19,857,139
Total assets	38,463,139	34,518,956
Net debt to equity ratio	42.25%	38.93%
Net debt to asset (excluding cash) ratio	23.15%	22.87%

The Group seeks to strike a balance between the higher returns that might be possible with higher levels of borrowings and the liquidity and security afforded by a sound capital position.

There were no changes in the Group's approach to capital management during the year.

During year 2022, the Group's strategy, which was unchanged from the year ended 31 December 2021, was to maintain net debt-to-asset ratio of no more than 45% or net debt-to-equity ratio of no more than 55%. In order to maintain or adjust the ratio, the Group may adjust the amount of dividends paid to shareholders, issue new shares or request new loans from other group companies or sell assets to reduce debt.

## 23. Share capital and capital management (continued)

All of the Group's banking facilities are subject to the fulfilment of covenants relating to certain of the Group's balance sheet ratios, as are commonly found in lending arrangements with financial institutions. If the Group were to breach the covenants the drawn down facilities would become payable on demand. The Group regularly monitors its compliance with these covenants. Further details of the Group's management of liquidity risk are set out in note 30(b). As at and during the year ended 31 December 2022, none of the covenants relating to drawn down facilities had been breached (31 December 2021: none).

## 24. Reserves

	31 December 2022 US\$'000	31 December 2021 US\$'000
Capital reserve	67,548	90,779
Equity compensation reserve	36,849	36,849
Currency translation reserve	(1,134,147)	174,951
Fair value reserve (non-recycling)	107,484	228,707
Other reserve	(1,554,630)	(1,554,630)
Retained earnings	<u>9,639,889</u>	<u>8,301,787</u>
	<u>7,162,993</u>	<u>7,278,443</u>

The capital reserve comprises mainly equity transactions gain or loss from the changes in the Group's interest in a subsidiary that do not result in a loss of control and the Group's share of the statutory reserve of its PRC-incorporated subsidiaries. Statutory reserve of its PRC-incorporated subsidiaries was transferred from retained earnings in accordance with the relevant PRC rules and regulations and the articles of association of the Company's subsidiaries incorporated in PRC, and were approved by the respective board of directors.

The equity compensation reserve comprises the cumulative value of employee services received for the issue of the shares under the GLP Performance Share Plan and Restricted Share Plan.

The fair value reserve (non-recycling) comprises the cumulative net change in the fair value of equity investments designated at FVOCI under HKFRS 9 that are held at the end of the reporting period (see note 2(h)).

Other reserve mainly represents capital contributions from the immediate holding company and the merger reserve which was the difference between the Company's share of the nominal value of the paid-up capital and capital reserve related to shareholders' injection of the subsidiaries acquired over the nominal value of the ordinary shares issued by the Company.

As at 31 December 2022, retained earnings include an amount of approximately US\$231,390,000 (31 December 2021: US\$102,790,000) to be transferred to statutory reserve before distribution of any dividends to shareholders in the future.

## 25. Loans and borrowings

	31 December 2022 US\$'000	31 December 2021 US\$'000
<b>Non-current liabilities</b>		
Secured bank loans	3,316,745	2,517,768
Secured bonds	-	320,156
Unsecured bank loans	1,251,660	532,369
Unsecured bonds	3,048,088	3,725,508
	<u>7,616,493</u>	<u>7,095,801</u>
<b>Current liabilities</b>		
Secured bank loans	258,189	357,821
Secured bonds	-	2,925
Unsecured bank loans	1,147,137	56,004
Unsecured bonds	699,518	669,743
	<u>2,104,844</u>	<u>1,086,493</u>

The secured bank loans and secured bonds are secured by mortgages on the borrowing subsidiaries' investment properties with a carrying amount of approximately US\$11,370,060,000 (31 December 2021: US\$11,318,951,000) (note 11).

The effective interest rates for bank borrowings and bonds ranging from 2.20% to 7.46% (31 December 2021: 1.42% to 6.77%) per annum.

## 26. Other non-current liabilities

	31 December 2022 US\$'000	31 December 2021 US\$'000
Security deposits received	41,028	43,911
Employee bonus and incentive payable	11,758	16,111
Loans from non-controlling interests	406	3,046
Loans from third parties	2,348	-
Lease liabilities (note 28)	265,079	236,693
Deposits received for disposal of other investments	97,412	128,201
Consideration payable for acquisition of subsidiaries and joint ventures	34,948	38,572
Finance lease payable	151,213	28,982
Amount due to other related party	102,516	-
Others	4,804	7,562
	<u>711,512</u>	<u>500,368</u>

## 27. Trade and other payables

	31 December 2022 US\$'000	31 December 2021 US\$'000
Trade payables	12,596	8,454
Accrued construction costs	463,426	574,052
Accrued operating expenses	118,021	117,408
Contract liabilities	30,711	38,015
Interest payable	83,946	102,484
Security deposits received	93,634	98,823
Amounts due to:		
- Intermediate holding company and other related parties (trade)	169,326	62,378
- Intermediate holding company and other related parties (non-trade)	249,615	218,977
- Non-controlling interests (trade)	2,879	2,992
- Non-controlling interests (non-trade)	25,318	28,640
- Joint ventures (trade)	121	2,188
- Joint ventures (non-trade)	614	4,787
- Associates (trade)	74	282
- Associates (non-trade)	141,438	35,441
Interest payable on loans from other related parties	4,930	6,284
Loans from non-controlling interests	32,105	957
Interest payable on loans from non-controlling interests	6,685	214
Loan from joint ventures	2,829	2,829
Loans from third parties	-	776
Interest payable on loans from third parties	202	221
Consideration payable for acquisition of subsidiaries	60,418	79,849
Deposits received and accrued expenses for disposal of investment properties	55,190	77,211
Other payables	138,626	107,643
Lease liabilities (note 28)	24,724	21,005
	<u>1,717,428</u>	<u>1,591,910</u>

The non-trade amounts due to intermediate holding company and other related parties, non-controlling interests, joint ventures, and associates are unsecured, interest-free and have no fixed repayment terms. The loans from non-controlling interests and joint ventures are unsecured and repayable within the next 12 months. The interest-bearing loans from non-controlling interests and joint ventures bear effective interests ranging from 4.00% to 8.00% (31 December 2021: 4.00% to 6.08%) per annum as at the reporting date.



## 28. Lease liabilities

The remaining contractual maturities of the Group's lease liabilities at the end of the reporting year are as follows:

	<i>At 31 December 2022</i>	
	<i>Present value of the minimum lease payments</i>	<i>Total minimum lease payments</i>
	US\$'000	US\$'000
Within 1 year	24,724	38,501
After 1 year but within 2 years	32,820	36,653
After 2 years but within 5 years	93,146	100,952
After 5 years	139,113	206,204
	<u>289,803</u>	<u>382,310</u>
Less: total future interest expenses		<u>(92,507)</u>
Present value of lease liabilities		<u>289,803</u>
	<i>At 31 December 2021</i>	
	<i>Present value of the minimum lease payments</i>	<i>Total minimum lease payments</i>
	US\$'000	US\$'000
Within 1 year	21,005	33,270
After 1 year but within 2 years	21,951	33,164
After 2 years but within 5 years	62,548	89,693
After 5 years	152,194	185,835
	<u>257,698</u>	<u>341,962</u>
Less: total future interest expenses		<u>(84,264)</u>
Present value of lease liabilities		<u>257,698</u>

## 29. Notes to cash flow statement

### *Acquisitions of subsidiaries*

The primary reason for the Group's acquisitions of subsidiaries is to expand its portfolio of investment properties and data center business in the PRC and possession of qualification for architecture designing.

- (i) The list of material subsidiaries acquired during the year ended 31 December 2022 is as follows:

<i>Name of subsidiaries</i>	<i>Date acquired</i>	<i>Equity interest acquired %</i>
HAN SI CAPITAL HOLDINGS LIMITED.	January 2022	100
Shanghai Linfang Logistics Technology Co., Ltd.	February 2022	100
Pengcheng Jinyun Technology Co., Ltd.	May 2022	100
I-SERVICES NETWORK SOLUTION LIMITED	May 2022	100
Shenzhen Pujing Longze Technology Co., Ltd.	July 2022	70
China Logistics Holding (19) Pte Ltd.	August 2022	100
CLH 84 (HK) Limited	August 2022	100
Zhuhai Puyi Logistics Industry Investment LLP	December 2022	100
Chun Kwong Group Limited	December 2022	100
Tenglong Donghu (Wuhan) Data Management Co., Ltd.	December 2022	55

## 29. Notes to cash flow statement (continued)

(ii) The list of material subsidiaries acquired during the year ended 31 December 2021 is as follows:

<i>Name of subsidiaries</i>	<i>Date acquired</i>	<i>Equity interest acquired %</i>
Anhui Nuohan Intelligent Equipment Co., Ltd.	January 2021	91
GLP Yiwu Pujie Logistics Facilities Co., Ltd. ("Yiwu Pujie")	March 2021	100
Changchun Suning Yida Logistics Co., Ltd.	April 2021	80
Jiangsu Zhichen Asset Management Co., Ltd.	April 2021	80
Nanjing Jingfu Asset Management Co., Ltd.	April 2021	80
Chengdu Suning Yida Warehousing Co., Ltd.	April 2021	80
Fuzhou Suning Tesco Trading Co., Ltd.	April 2021	80
Harbin Suning Purchasing Co., Ltd.	April 2021	80
Shijiazhuang Shining Suning Trading Co., Ltd.	April 2021	80
Yunnan Suning Logistics Co., Ltd.	April 2021	80
Shaoxing Suning Yuncang Logistics Co., Ltd.	April 2021	80
Hefei Luning Yida Logistics Co., Ltd.	April 2021	80
Hainan Suning Yida Logistics Co., Ltd.	April 2021	80
Guiyang Suning Logistics Co., Ltd.	April 2021	80
Nanjing Yuyue Asset Management Co., Ltd.	April 2021	80
Yancheng Yanning Suning Tesco Co., Ltd.	April 2021	80
Ezhou Suning Yida Logistics Investment Co., Ltd.	April 2021	80
Wuhu Suning Yida Logistics Co., Ltd.	April 2021	80
Jining Yanzhou Suning Yida Logistics Warehousing Co., Ltd.	April 2021	80
Lanzhou Suning Purchasing Co., Ltd.	April 2021	80
Urumqi Suning Tesco Trading Co., Ltd.	April 2021	80
Xuzhou Suning Yida Logistics Co., Ltd.	May 2021	80
Nanning Xinbao Zhihui Supply Chain Management Co., Ltd.	April 2021	90
Wenzhou Chengya Supply Chain Co., Ltd.	May 2021	50
Haikou Xinjia Logistics Co., Ltd.	June 2021	100
Zhengzhou Donggong Wanchi Industrial Co., Ltd.	June 2021	95
Hangzhou Oujixing Food Co., Ltd.	August 2021	63.9
Beijing Kirin Property Management Development Co., Ltd.	August 2021	80
Guangde International Investment (Zhejiang) Sports Co., Ltd.	July 2021	100
Beijing Aidixi Technology Co., Ltd.	September 2021	70
Beijing Addison Data Technology Development Co., Ltd.	September 2021	70
Beijing Logistics Pte. Ltd.	September 2021	100
Beijing Yongle Jiadi Technology Development Co., Ltd.	September 2021	100
Beijing Bishengyuan Food and Beverage Co., Ltd.	December 2021	100

## 29. Notes to cash flow statement (continued)

### *Effect of the acquisitions*

The cash flow and the net assets of the subsidiaries acquired during the years ended 31 December 2022 and 2021 are provided below:

	Year ended 31 December 2022 Recognised values on acquisition US\$'000	Year ended 31 December 2021 Recognised values on acquisition US\$'000
Investment properties	1,361,732	1,996,368
Associates	327,639	-
Property, plant and equipment	343,540	92,397
Intangible assets	150,280	-
Other investments	500,650	-
Deferred tax assets	14,285	11,206
Other assets	23,178	36
Cash and cash equivalents	135,149	20,109
Trade and other receivables	149,241	72,562
Trade and other payables	(314,879)	(670,858)
Loans and borrowings	(633,285)	(303,465)
Current tax payable	-	70
Deferred tax liabilities	(46,835)	(18,590)
Other non-current liabilities	(94,195)	-
Non-controlling interests	(154,639)	(100,374)
Net assets acquired	1,761,861	1,099,461
Goodwill	293,560	-
Gain on acquisition of subsidiaries under common control recognised directly in capital reverse	(7,582)	-
Gain on acquisition of subsidiaries	-	(19,477)
Purchase consideration	2,047,839	1,079,984
Fair value of previous held equity interest	-	(18,774)
Consideration payable	(450,232)	(188,470)
Cash of subsidiaries acquired	(135,149)	(20,109)
Payment of consideration in relation to prior years' acquisitions	27,188	104,859
<b>Cash outflow on acquisitions of subsidiaries</b>	<b>1,489,646</b>	<b>957,490</b>

The total related acquisition costs for the above-mentioned subsidiaries amounted to approximately US\$ 2,047,839,000 (year ended 31 December 2021: US\$1,079,984,000).

From the respective dates of acquisitions to 31 December 2022, the above-mentioned acquisitions contributed net loss of approximately US\$7,070,000 to the Group's results for the year, before accounting for financing costs attributable to the acquisitions. Had the acquisitions occurred on 1 January 2022, management estimates that the above-mentioned acquisitions would have contributed approximately US\$ 582,827,000 and US\$ 212,478,000 to the Group's revenue and net profit respectively for year ended 31 December 2022.

## 29. Notes to cash flow statement (continued)

### Disposals of subsidiaries

- (i) The list of material subsidiaries disposed during the year ended 31 December 2022 is as follows:

<i>Name of subsidiaries</i>	<i>Date disposed</i>	<i>Equity interest disposed %</i>
Wuxi Guolian Logistic Facilities Co., Ltd. (*)	January 2022	60
Airport Nanning Holding Limited.	February 2022	100
Nanning Airport Logistics Co., Ltd.	February 2022	66
GLP Chengdu Xindu Logistics Facilities Co. Ltd. (*)	March 2022	100
Kun Shan Chuan Shi Photoelectric Technology Co., Ltd. (*)	March 2022	100
SEA Fund I Holdings Pte. Ltd.	April 2022	100
Han Si Capital Holdings Limited	April 2022	100
Dongguan Shipai Dongli-GLP Logistics Co., Ltd. (*)	June 2022	100
GLP China Fund Management Holdings Limited	July 2022	53.9
GLP Beijing Majuqiao Logistics Development Co.Ltd. (*)	July 2022	100
Hangzhou Tianyu Management Consulting Co., Ltd.&Mengxi Fastener (Kunshan) Co., Ltd. (*)	July 2022	100
GLP Wanqing Logistics Co.Ltd.(*)	August 2022	100
Xi'an Pufeng Logistics Facilities Co., Ltd. (*)	September 2022	100
Dealwin (Shanghai) Warehouse Co., Ltd. (*)	October 2022	100
Xiamen Zhongma Supply Chain Management Co., Ltd.	November 2022	100
GLP Shanghai Chapu Logistics Facilities Co.,Ltd.	December 2022	100
Qingyuan Wode Supply Chain Management Co., Ltd.	December 2022	100
China Logistics Holding (31) Pte Ltd	December 2022	100
Beijing Logistics Pte. Ltd.	December 2022	100
Yuepu Logistic Holdings Limited	December 2022	99
Nantong Puxing Warehousing Services Co., Ltd	December 2022	100
GLP (Qingdao) Jiaonan International Logistics Development Co.Ltd.	December 2022	100
Qingdao Shuangyi Logistics Co.Ltd. (*)	December 2022	100
GLP Changsha Puwang Logistics Facilities Co., Ltd.	December 2022	100
Changsha Wangcheng Jingyang Logistics Facilities Co., Ltd.	December 2022	100
Hunan Landun Machinery & Equipment Co., Ltd.	December 2022	100
GLP Shanghai Minhang Logistics Facilities Co.,Ltd.	December 2022	100
GLP Shanghai Liantang Logistics Facilities Co., Ltd	December 2022	100
Weicheng (Shanghai) Storage Co., Ltd.	December 2022	100

\* These subsidiaries were classified as assets held for sale as at 31 December 2021.

## 29. Notes to cash flow statement (continued)

In July 2022, the Company transferred GLP China Fund Management Holdings Limited and its subsidiaries, which for the avoidance of doubt are all Chinese offshore entities to GLP Capital Partners L.P., an other related party of the Company as part of a restructuring exercise. The total disposal consideration is US\$1,293,779,000 which is recognised as a loan receivable from other related parties (note 19), and the gain on disposal is US\$943,719,000.

- (ii) The list of material subsidiaries disposed during the year ended 31 December 2021 is as follows:

<i>Name of subsidiaries</i>	<i>Date disposed</i>	<i>Equity interest disposed %</i>
GLP Tongxiang Logistics Facilities Co., Ltd.	January 2021	100
GLP (Chengdu) Hi-Tech Industrial Park Development Co., Ltd.	January 2021	100
Minshang (Nanning) Internet of Things Technology Development Co., Ltd.	January 2021	100
GLP GOLDEN LINCOLN B Partners, LP	March 2021	68.51
Shanghai Zhongji Yangshan Container Services Co., Ltd.	April 2021	50
GLP Beijing Airport Logistics Development Co., Ltd.	June 2021	100
Pushun Logistics Park Development Co., Ltd.	June 2021	100
Kunshan GLP Dianshanhu Logistics Co., Ltd.	June 2021	100
Suzhou GLP Wangting Development Co., Ltd.	June 2021	100
GLP Guangzhou Bonded Development Co., Ltd.	June 2021	100
GLP Guangzhou Warehousing Co., Ltd.	June 2021	100
CLH 88 (HK) Limited	June 2021	100
GLP Beijing Jinma Technology Development Co., Ltd.	August 2021	100
Shanghai Lingang GLP International Logistics Development Co., Ltd.	September 2021	70
GLP Suzhou Hi-Tech Logistics Facilities Co., Ltd.	July 2021	90
GLP Shanghai Fengjia Logistics Facilities Co., Ltd.	September 2021	100
GLP Shanghai Songjiang Logistics Facilities Co., Ltd.	September 2021	100
Shanghai Zhuorui Packing Co., Ltd.	September 2021	100
Beijing Chongjing Management Co., Ltd.	September 2021	99.80

100

29. Notes to cash flow statement (continued)

<i>Name of subsidiaries</i>	<i>Date disposed</i>	<i>Equity interest disposed %</i>
Beijing Huayuan Yingdu Real Estate Development Co., Ltd.	September 2021	100
GLP Luoxin Logistics Co.Ltd.	October 2021	100
Uni-top Aviation Logistics (Wuxi) Co., Ltd.	October 2021	100
Uni-top Aviation Logistics (XianYang) Co., Ltd.	October 2021	100
Minshang(Changshu) Internet of Things Technology	November 2021	100
GLP Chongqing Bishan Logistics Facilities Co., Ltd.	November 2021	100
Wuxi Pucheng Technology Industrial Development Co., Ltd.	November 2021	100
GLP Wuxi Puxin Technology & Industrial Development Co., Ltd.	November 2021	100
Changzhou Puxin Intelligent Manufacturing Co., Ltd.	November 2021	100
Tianjin GIP Industry Development Co., Ltd.	December 2021	100
GH Investment 3 Limited	December 2021	100
China Logistics Holding XII Srl (Barbados IBC)	November 2021	100
CLH 84 (HK) Limited	December 2021	100
Kong Hwa International Holding Company Limited	December 2021	100
CLH 23 (HK) Limited	December 2021	100
CLH 96 (HK) Limited	December 2021	100
China Logistics Holding LXII Srl	December 2021	100
CLH 41 (HK) Limited	December 2021	100
CLH 106 (HK) Limited	December 2021	100
China Logistics Holding (19) Pte Ltd	December 2021	100
CLH (40) Pte. Ltd.	December 2021	100
CLH (49) Pte. Ltd.	December 2021	100
Hangzhou Puxin Logistics Facilities Co., Ltd.	December 2021	100
CLH 43 (HK) Limited	December 2021	100
CLH 32 (HK) Limited	December 2021	100
CLH 40 (HK) Limited	December 2021	100
CLH 112 (HK) Limited	December 2021	100
China Logistics Holding IV Srl (Barbados IBC)	December 2021	100
China Logistics Holding IX Srl (Barbados IBC)	December 2021	100
China Logistics Holding XXVII Srl (Barbados IBC)	December 2021	100
China Logistics Holding (30) Pte Ltd	December 2021	100
CLH (44) Pte. Ltd.	December 2021	100
CLH (56) Pte. Ltd.	December 2021	100
CLH (78) Pte. Ltd.	December 2021	100
CLH 123 (HK) Limited	December 2021	100
CLH 120 (HK) Limited	December 2021	100
Be & Cheery International Limited	December 2021	100

## 29. Notes to cash flow statement (continued)

### *Effect of the disposals*

The cash flow and the net assets of the subsidiaries disposed during the years ended 31 December 2022 and 2021 are provided below:

	<i>Year ended 31 December 2022 Recognised values on disposal US\$'000</i>	<i>Year ended 31 December 2021 Recognised values on disposal US\$'000</i>
Investment properties	1,908,884	7,097,963
Joint ventures	2,580	-
Associates	127,484	-
Intangible assets	-	34,730
Property, plant and equipment	6,005	160,441
Other investments	425,692	633,190
Deferred tax assets	1,178	11,235
Other assets	591	4,202
Trade and other receivables	484,348	491,088
Cash and cash equivalents	214,984	369,698
Trade and other payables	(372,025)	(1,889,799)
Loans and borrowings - non-current	(133,368)	(981,405)
Loans and borrowings - current	-	(6,968)
Current tax payable	(7,393)	(50,987)
Deferred tax liabilities	(364,955)	(765,423)
Other non-current liabilities	(7,856)	(9,408)
Non-controlling interests	(151,260)	(727,036)
<b>Net assets disposed</b>	<b>2,134,889</b>	<b>4,371,521</b>
Gain on disposal of subsidiaries recognised in profit and loss	1,230,002	552,697
Disposal consideration	3,364,891	4,924,218
Consideration receivable	(2,090,407)	(947,085)
Satisfied through non-cash settlement	(244,205)	(41,892)
Cash of subsidiaries disposed	(214,984)	(369,698)
Cash received in relation to dividend receivable prior to disposal	-	360,813
Receipt of consideration in relation to prior years' disposals	829,860	298,056
<b>Cash inflow from disposals of subsidiaries</b>	<b>1,645,155</b>	<b>4,224,412</b>

From 1 January 2022 to respective dates of disposals, the above-mentioned subsidiaries contributed approximately US\$ 200,845,000 and US\$ 154,880,000 to the Group's revenue and net profit respectively for the year ended 31 December 2022.

From 1 January 2022 to the respective dates of disposals, the amounts of disposed investment properties, deferred tax assets and deferred tax liabilities previously classified as held for sale were US\$1,339,380,000, US\$1,177,000 and US\$221,141,000, respectively.



### 30. Financial risk management and fair values of financial instruments

Exposure to credit, liquidity, interest rate and currency risks arises in the normal course of the Group's business. The Group is also exposed to equity price risk arising from its equity investments in other entities.

The Group's exposure to these risks and the financial risk management policies and practices used by the Group to manage these risks are described below.

#### (a) Credit risk

Credit risk refers to the risk that a counterparty will default on its contractual obligations resulting in a financial loss to the Group. The Group's credit risk is primarily attributable to trade and other receivables. The Group's exposure to credit risk arising from cash and cash equivalents, bills receivable and derivative financial assets is limited because the counterparties are banks and financial for which the Group considers to have low credit risk.

##### *Trade and other receivables*

The Group's exposure to credit risk is influenced mainly by the individual characteristics of each customer rather than the industry or country in which the customers operate and therefore significant concentrations of credit risk primarily arise when the Group has significant exposure to individual customers.

Individual credit evaluations are performed on all customers requiring credit over a certain amount. These evaluations focus on the customer's past history of making payments when due and current ability to pay, and take into account information specific to the customer as well as pertaining to the economic environment in which the customer operates. Trade receivables are due from the date of billing. Debtors with balances that are more than 6 months past due are requested to settle all outstanding balances before any further credit is granted.

Further quantitative disclosures in respect of the Group's exposure to credit risk arising from trade and other receivables are set out in note 20.

#### (b) Liquidity risk

Individual operating entities within the Group are responsible for their own cash management, including the short-term investment of cash surpluses and the raising of loans to cover expected cash demands, subject to approval by the parent company's board when the borrowings exceed certain predetermined levels of authority. The Group's policy is to regularly monitor its liquidity requirements and its compliance with lending covenants, to ensure that it maintains sufficient reserves of cash and readily realisable marketable securities and adequate committed lines of funding from major financial institutions to meet its liquidity requirements in the short and longer term.

### 30. Financial risk management and fair values of financial instruments (continued)

The following tables show the remaining contractual maturities at the end of the reporting period of the Group's non-derivative financial liabilities and derivative financial liabilities, which are based on contractual undiscounted cash flows (including interest payments computed using contractual rates or, if floating, based on rates current at the end of the reporting period) and the earliest date Group can be required to pay:

	Carrying amount US\$'000	Contractual cash flows US\$'000	Cash flows		
			Within 1 year US\$'000	From 1 to 5 years US\$'000	After 5 years US\$'000
<b>31 December 2022</b>					
Bank loans	5,973,731	7,166,999	1,693,196	3,177,076	2,296,727
Unsecured bonds	3,747,606	3,970,241	838,401	3,131,840	-
Trade and other payables/other non-current liabilities *	2,398,229	2,433,121	1,637,480	729,551	66,090
	<u>12,119,566</u>	<u>13,570,361</u>	<u>4,169,077</u>	<u>7,038,467</u>	<u>2,362,817</u>
<b>31 December 2021</b>					
Bank loans	3,463,962	4,236,942	558,262	2,052,378	1,626,302
Secured bonds	323,081	524,129	18,267	73,454	432,408
Unsecured bonds	4,395,251	4,770,558	833,615	3,935,821	1,122
Trade and other payables/other non-current liabilities *	2,054,263	2,114,508	1,547,843	533,025	33,640
	<u>10,236,557</u>	<u>11,646,137</u>	<u>2,957,987</u>	<u>6,594,678</u>	<u>2,093,472</u>

\* Excludes contract liabilities.

#### (c) Interest rate risk

The Group's interest rate risk arises primarily from loans and borrowings and cash and cash equivalents and restricted cash.

Cash and cash equivalents and restricted cash comprise mainly cash at bank, with an interest rate ranged from 0.01% to 1.49% per annum as at 31 December 2022 (31 December 2021: 0.01% to 0.45% per annum). Pledged bank deposits and time deposits maturing after three months are not held for speculative purposes but are placed to satisfy conditions for borrowing facilities granted to the Group and for higher yield returns than cash at bank.

The Group's variable rate loans and borrowings are exposed to a risk of change in cash flows due to changes in interest rates. The interest rates of the loans and borrowings are disclosed in note 25.

When appropriate and at times of interest rate uncertainty or volatility, interest rate swaps may be used to assist in the Group's management of interest rate exposure.

### 30. Financial risk management and fair values of financial instruments (continued)

#### (i) Interest rate profile

The following table details the interest rate profile of the Group's loans and borrowings at the balance sheet date:

	31 December 2022		31 December 2021	
	Effective interest rate %	US\$'000	Effective interest rate %	US\$'000
<b>Fixed rate borrowings</b>				
Trade and other payables/other non-current liabilities	4.00% - 10.00%	478,704	4.00% - 6.08%	294,288
Loans and borrowings	2.60% - 4.99%	3,747,607	2.60% - 5.65%	4,718,332
<b>Variable rate borrowings</b>				
Loans and borrowings	2.20% - 7.46%	5,973,731	1.42% - 6.77%	3,463,962
Total interest-bearing financial liabilities		10,200,042		8,476,582
Fixed rate borrowings as a percentage of total borrowings		41.43%		59.13%

#### (ii) Sensitivity analysis

At 31 December 2022, it is estimated that a general increase/decrease of 50 basis points in interest rates, with all other variables held constant, would have decreased/increased the Group's profit before taxation by approximately US\$ 29,870,000 (31 December 2021: US\$17,320,000).

The sensitivity analysis above indicates the instantaneous change in the Group's profit before taxation and other components of consolidated equity that would arise assuming that the change in interest rates had occurred at the end of the reporting period and had been applied to re-measure those financial instruments held by the Group which expose the Group to fair value interest rate risk at the end of the reporting period. In respect of the exposure to cash flow interest rate risk arising from floating rate non-derivative instruments held by the Group at the end of the reporting period, the impact on the Group's profit before taxation and other components of consolidated equity is estimated as an annualised impact on interest expense or income of such a change in interest rates. The analysis is performed on the same basis for 31 December 2021.

#### (d) Currency risk

The Group is exposed to currency risk primarily through sales and purchases which give rise to other investments, cash balances, receivables, payables, non-current liabilities, loans and borrowings that are denominated in a foreign currency, i.e. a currency other than the functional currency of the operations to which the transactions relate. The currencies giving rise to this risk are primarily USD.

In respect of the monetary assets and liabilities denominated in foreign currencies, the Group ensures that the net exposures to this risk is kept to an acceptable level by buying or selling foreign currencies at spot rates where necessary to address short-term imbalances. Management does not enter into currency hedging transactions since it considers that the cost of such instruments outweighs the potential risk of exchange rate fluctuations.

### 30. Financial risk management and fair values of financial instruments (continued)

#### (i) Exposure to currency risk

The following table details the Group's exposure at the end of the reporting period to currency risk arising from recognized assets or liabilities denominated in a currency other than the functional currency of the entity to which they relate. For presentation purposes, the amounts of the exposure are shown in USD, translated using the spot rate at the year-end date.

	2022 US\$'000	2021 US\$'000
Other investments	366,942	1,016,469
Cash and cash equivalents	333,621	87,035
Trade and other receivables	2,137,871	49,021
Trade and other payables	(81,885)	(6,284)
Loans and borrowings	<u>(3,756,860)</u>	<u>(1,898,726)</u>
Overall exposure	<u>(1,000,311)</u>	<u>(752,485)</u>

The following significant exchange rates applied during the year:

	<u>Average rates</u>		<u>Reporting date spot rate</u>	
	2022	2021	2022	2021
United States Dollars against RMB	6.7203	6.4534	6.9646	6.3757

#### (ii) Sensitivity analysis

The following table indicates the approximate change in the Group's profit before taxation and other components of consolidated equity in response to a 5% strengthening of the USD against RMB to which the Group had exposure at the balance sheet date. This analysis assumes that the reasonably possible change in foreign exchange rates had occurred at the balance sheet date and had been applied to each for the Group entities' exposure to currency risk for financial instruments in existence at that date, and that all other variables, in particular interest rates, remain constant.

	2022 US\$'000	2021 US\$'000
United States Dollars	(50,016)	(37,624)

A 5% weakening of the USD against RMB at 31 December would have had the equal but opposite effect on the RMB to the amounts shown above, on the basis that all other variables remain constant.

### 30. Financial risk management and fair values of financial instruments (continued)

The sensitivity analysis assumes that the change in foreign exchange rates had been applied to re-measure those financial instruments held by the Group which expose the Group to foreign currency risk at the end of the reporting period, including inter-company payables and receivables within the Group which are denominated in a currency other than the functional currencies of the lender or the borrower. The analysis excludes differences that would result from the translation of the financial statements of foreign operations into the Group's presentation currency. The analysis is performed on the same basis for 31 December 2021.

#### (e) Equity price risk

The Group designated three listed equity securities and CCIC GLP REIT at FVOCI (non-recycling) and other listed investments at FVTPL (see note 18). The Group's listed investments are listed on stock exchanges in the PRC, Hong Kong and United States. Decisions to buy or sell trading securities are based on daily monitoring of the performance of individual securities compared to that of the Index and other industry indicators, as well as the Group's liquidity needs. Certain listed investments held in the other investments have been chosen based on their longer term growth potential and are monitored regularly for performance against expectations. The other listed investments held in the other investments have been chosen based on short term market performance and profitability through open market.

At 31 December 2022, it is estimated that an increase of 5% (31 December 2021: 5%) in the relevant stock market index (for listed investments) with all other variables held constant, would have increased the Group's fair value reserve and profit before tax as follows:

	31 December 2022 US\$'000	31 December 2021 US\$'000
Other investments	32,419	57,386

A decrease of 5% in the relevant stock market index at 31 December would have had the equal but opposite effect on the above equity investment to the amounts shown above, on the basis that all other variables remain constant.

The sensitivity analysis indicates the instantaneous change in the Group's fair value reserve and profit before tax that would arise assuming that the changes in the stock market index or other relevant risk variables had occurred at the end of the reporting period and had been applied to re-measure those financial instruments held by the Group which expose the Group to equity price risk at the end of the reporting period. It is also assumed that the fair values of the Group's equity investments would change in accordance with the historical correlation with the relevant stock market index or the relevant risk variables, that none of the Group's available-for-sale investments would be considered impaired as a result of the decrease in the relevant stock market index or other relevant risk variables, and that all other variables remain constant. The analysis is performed on the same basis for 31 December 2021.

### 30. Financial risk management and fair values of financial instruments (continued)

(f) *Fair value measurement*

(i) Financial assets and liabilities measured at fair value

Fair value hierarchy

The following table presents the fair value of the Group's financial instruments measured at the end of the reporting period on a recurring basis, categorised into the three-level fair value hierarchy as defined in HKFRS 13, Fair value measurement. The level into which a fair value measurement is classified is determined with reference to the observability and significance of the inputs used in the valuation technique as follows:

- Level 1 valuations: Fair value measured using only Level 1 inputs i.e. unadjusted quoted prices in active markets for identical assets or liabilities at the measurement date
- Level 2 valuations: Fair value measured using Level 2 inputs i.e. observable inputs which fail to meet Level 1, and not using significant unobservable inputs. Unobservable inputs are inputs for which market data are not available.
- Level 3 valuations: Fair value measured using significant unobservable inputs

	<i>Fair value at</i>	<i>Fair value measurements as at</i>		
	<i>31 December</i>	<i>31 December 2022 categorised into</i>		
	<i>2022</i>	<i>Level 1</i>	<i>Level 2</i>	<i>Level 3</i>
	<i>\$'000</i>	<i>\$'000</i>	<i>\$'000</i>	<i>\$'000</i>
<b>Recurring fair value measurement</b>				
Financial assets:				
Other investments:				
- Listed securities	648,375	648,375	-	-
- Unlisted equity securities	1,864,263	-	-	1,864,263

	<i>Fair value at</i>	<i>Fair value measurements as at</i>		
	<i>31 December</i>	<i>31 December 2021 categorised into</i>		
	<i>2021</i>	<i>Level 1</i>	<i>Level 2</i>	<i>Level 3</i>
	<i>\$'000</i>	<i>\$'000</i>	<i>\$'000</i>	<i>\$'000</i>
<b>Recurring fair value measurement</b>				
Financial assets:				
Other investments:				
- Listed securities	1,147,717	1,147,717	-	-
- Unlisted equity securities	1,189,147	-	-	1,189,147

### 30. Financial risk management and fair values of financial instruments (continued)

During the year ended 31 December 2022, there were no transfers between Level 1 and Level 2, and the investments in Cenntro Electric Group Ltd. was reclassified from Level 3 to Level 1 because this equity security became listed during the period during the year (year ended 31 December 2021: investments in Eastern Air Logistics Co., Ltd., Jingdong Express Group Corporation, China Railway Special Cargo Logistics Co., Ltd. and Linklogis Financial Holdings Inc. were reclassified from Level 3 to Level 1 because these equity securities became listed during the year). The Group's policy is to recognise transfers between levels of fair value hierarchy as at the end of the reporting period in which they occur.

	Valuation techniques	Significant unobservable inputs	Range
Unlisted equity securities	Market approach	Discount for lack of marketability	0% - 32%
Unlisted equity securities	Market approach	Price-to earnings ratio	5.95x
Unlisted equity securities	Market approach	EV/EBITDA ratio	9.6X
Unlisted equity securities	Dividend discount model method	Discount rate	10%

The fair value of unlisted equity securities is determined using cost approach, market approach and discounted cash flow method. The fair value of unlisted equity securities using cost approach uses financial data. The fair value of unlisted equity securities using market approach uses the price/book ratios of comparable listed companies, post-money valuation and adjusted for lack of marketability discount. The fair value measurement is negatively correlated to the discount for lack of marketability. The fair value of unlisted equity securities using discounted cash flow uses discount rate.

	31 December 2022 \$'000	31 December 2021 \$'000
Unlisted equity securities:		
At 1 January	1,189,147	1,655,919
Additional securities acquired	1,190,442	193,550
Reclassified from associates	105,294	-
Net unrealised gains or losses recognised in profit or loss during the year	27,566	253,494
Disposals	(579,527)	(640,894)
Reclassification to listed equity securities	(12,261)	(292,243)
Exchange differences	(56,398)	19,321
At 31 December	<u>1,864,263</u>	<u>1,189,147</u>
Total gains or losses for the year included in profit or loss for assets held at the end of the reporting year	<u>27,566</u>	<u>253,494</u>

#### (ii) Fair value of financial assets and liabilities carried at other than fair value

The carrying amounts of the Group's financial instruments carried at cost or amortised cost are not materially different from their fair values as at 31 December 2022 and 31 December 2021.

**31. Commitments**

The Group had the following commitments as at the reporting date:

	<i>31 December 2022 US\$'000</i>	<i>31 December 2021 US\$'000</i>
Commitments in relation to share capital of other investments not yet due and not provided for	<u>221,182</u>	<u>345,158</u>
Development expenditure contracted but not provided for	<u>354,065</u>	<u>724,242</u>

**32. Remuneration of key management personnel**

Key management personnel of the Group are those persons having the authority and responsibility for planning, directing and controlling the activities of the Group.

The key management personnel compensation included as part of staff costs for those key management personnel employed by the Group are as follows:

	<i>Year ended 31 December 2022 US\$'000</i>	<i>Year ended 31 December 2021 US\$'000</i>
Salaries, bonuses, contributions to defined contribution plans and other benefits	<u>9,990</u>	<u>10,570</u>



### 33. Significant related party transactions

In addition to the related party information disclosed elsewhere in the financial statements, there were the following significant related party transactions which were carried out in the normal course of business on terms agreed between the parties during the year:

	Year ended 31 December 2022 US\$'000	Year ended 31 December 2021 US\$'000
<b>Joint ventures</b>		
Asset management fee income from joint ventures	6,000	14,218
Investment management fee income from joint ventures	2,088	1,235
Property management fee income from joint ventures	8,295	8,963
Development management fee income from joint ventures	4,014	1,604
Leasing management fee income from joint ventures	3,368	4,453
Acquisition management fee income from joint ventures	147	3,633
Dividend income received from joint ventures	94,957	16,246
Interest income from joint ventures	31,743	33,172
Interest expenses charged by joint ventures	<u>(10)</u>	<u>(3)</u>
<b>Associates</b>		
Asset management fee income from associates	20,465	26,009
Investment management fee income from associates	9,778	33,004
Property management fee income from associates	4,043	6,155
Development fee income from associates	5,059	480
Dividend income received from associates	146,537	55,306
Leasing management fee income from associates	1,810	3,521
Acquisition management fee income from associates	-	968
Interest income from associates	5,904	5,268
Interest expenses charged by associates	<u>(2)</u>	<u>(56)</u>
<b>Intermediate holding company</b>		
Management service fee charged by intermediate holding company	(3,045)	(4,501)
Interest expenses charged by intermediate holding company	<u>-</u>	<u>(260)</u>
<b>Other related parties</b>		
Asset management fee charged by other related parties	(76,499)	(16,914)
Asset management fee income from other related parties	3,663	11,169
Service fee income from other related parties	46,820	-
Interest income from other related parties	86,766	435
Interest expenses charged by other related parties	<u>(17,205)</u>	<u>(400)</u>

**33. Significant related party transactions (continued)**

***Acquisition of assets and liabilities from related parties***

The assets and liabilities acquired are provided below:

	<i>Total</i> US\$'000
Net assets acquired	1,180,090
Acquisition gain recognised in capital reverse	<u>(7,582)</u>
Acquisition consideration	<u>1,172,508</u>

***Disposal of assets and liabilities to related parties***

The assets and liabilities disposed of are provided below:

	<i>Total</i> US\$'000
Net assets disposed	1,853,098
Disposal gain recognised in profit and loss	<u>1,230,218</u>
Disposal consideration	<u>3,083,316</u>

***Guarantees provided to related parties***

The Group has provided corporate guarantees for bank borrowings of related parties, GLP China Financing Holding Limited's subsidiaries. As at 31 December 2022, the outstanding amount of the relevant bank borrowings was approximately US\$197,359,000 (31 December 2021: US\$243,648,000). As at and during the year ended 31 December 2022, there was no overdue payment in respect of these bank borrowings (2021: none).

Besides, the Group has provided pledged bank deposit and corporate guarantees for bank borrowing of its joint venture, Shanghai Pulong Information Technology Co., Ltd during the year (note 22).


**34. Subsequent events**

The management has evaluated events after the date of the statement of financial position up to 31 March 2023, the date on which the financial statements are approved for issuance. No significant event that would require adjustment to or disclosure in these financial statements is identified.


35. Company-level statement of financial position

	Note	31 December 2022 US\$'000	31 December 2021 US\$'000
<b>Non-current assets</b>			
Investments in subsidiaries	12	20,777,066	18,120,812
Other non-current assets		957	14,384
Loans to subsidiaries		848,237	630,394
		<u>21,626,260</u>	<u>18,765,590</u>
<b>Current assets</b>			
Other receivables		4,951,658	4,029,524
Cash and cash equivalents		149,694	31,120
		<u>5,101,352</u>	<u>4,060,644</u>
<b>Total assets</b>		<u>26,727,612</u>	<u>22,826,234</u>
<b>Equity attributable to owners of the Company</b>			
Share capital	23	6,950,825	6,950,825
Reserves		(150,251)	(347,361)
<b>Total equity</b>		<u>6,800,574</u>	<u>6,603,464</u>
<b>Non-current liabilities</b>			
Loans and borrowings		4,299,749	4,257,884
		<u>4,299,749</u>	<u>4,257,884</u>
<b>Current liabilities</b>			
Loans and borrowings		1,764,238	658,930
Other payables		13,847,615	11,289,094
Current tax payable		15,436	16,862
		<u>15,627,289</u>	<u>11,964,886</u>
<b>Total liabilities</b>		<u>19,927,038</u>	<u>16,222,770</u>
<b>Total equity and liabilities</b>		<u>26,727,612</u>	<u>22,826,234</u>

Approved and authorised for issue by the Board of Directors on 31 MAR 2023



Director



Director

**36. Company-level statement of comprehensive income**

	Year ended 31 December 2022 US\$'000	Year ended 31 December 2021 US\$'000
Revenue	401	-
Other expenses	<u>(14,854)</u>	<u>(19,228)</u>
<b>Loss from operations</b>	<b>(14,453)</b>	<b>(19,228)</b>
Finance costs	(520,313)	(271,302)
Finance income	<u>94,196</u>	<u>125,402</u>
Net finance costs	(426,117)	(145,900)
Gain on disposal of subsidiaries	<u>1,228,454</u>	<u>-</u>
<b>Profit/(loss) before taxation</b>	<b>787,884</b>	<b>(165,128)</b>
Income tax	<u>(4,945)</u>	<u>(3,507)</u>
<b>Profit/(loss) for the year</b>	<b><u>782,939</u></b>	<b><u>(168,635)</u></b>
<b>Other comprehensive income for the year</b>		
Items that may be reclassified subsequently to profit or loss:		
Exchange differences on translation of financial statements	<u>(585,829)</u>	<u>152,844</u>
<b>Total comprehensive income for the year</b>	<b><u>197,110</u></b>	<b><u>(15,791)</u></b>

**37. Company-level cash flow statement**

	Year ended 31 December 2022 US\$'000	Year ended 31 December 2021 US\$'000
<b>Cash flows from operating activities</b>		
Profit/(loss) before taxation	787,884	(165,128)
Adjustments for:		
Net finance costs	1,162,345	164,245
Withholding tax	-	3,507
Gain on disposal of subsidiaries	<u>(1,228,454)</u>	<u>-</u>
	721,775	2,624
Changes in working capital:		
Trade and other receivables	(930,170)	(1,244,160)
Trade and other payables	<u>1,289,470</u>	<u>6,088,730</u>
Cash generated from operations	1,081,075	4,847,194
Tax paid	<u>-</u>	<u>-</u>
<b>Net cash generated from operating activities</b>	<u>1,081,075</u>	<u>4,847,194</u>
<b>Cash flows from investing activities</b>		
Interest income received	21,891	46,241
Repayment of loan from subsidiaries	782,410	366,425
Loans to subsidiaries	(1,029,940)	(262,481)
Investments in subsidiaries	<u>(1,784,333)</u>	<u>(3,656,567)</u>
<b>Net cash used in investing activities</b>	<u>(2,009,972)</u>	<u>(3,506,382)</u>

**37. Company-level cash flow statement (continued)**

	Year ended 31 December 2022 US\$'000	Year ended 31 December 2021 US\$'000
<b>Cash flows from financing activities</b>		
Proceeds from issue of bonds	237,260	2,648,156
Repayment of bonds	(659,170)	(2,267,021)
Proceeds from bank loans	3,703,775	5,023,055
Repayment of bank loans	(1,998,798)	(6,499,364)
Repayment of loans from shareholder	-	(21,436)
Interest paid	(233,984)	(263,594)
	<u>1,049,083</u>	<u>(1,380,204)</u>
<b>Net cash generated from/(used in) financing activities</b>		
	<u>1,049,083</u>	<u>(1,380,204)</u>
<b>Net increase/(decrease) in cash and cash equivalents</b>	120,186	(39,392)
Cash and cash equivalents at beginning of the year	31,120	70,074
Effect of exchange rate changes	(1,612)	438
	<u>149,694</u>	<u>31,120</u>
<b>Cash and cash equivalents at end of the year</b>		

**38. Immediate parent and ultimate holding company**

As at 31 December 2022, the directors consider the immediate parent company and the ultimate holding company of the Company to be CLH Limited and GLP Holdings, L.P., respectively, which are both incorporated in the Cayman Islands.

**39. Possible impact of amendments, new standards and interpretations issued but not yet effective for the year ended 31 December 2022**

Up to the date of issue of these financial statements, the HKICPA has issued a number of new or amended standards, which are not yet effective for the year ended 31 December 2022 and which have not been adopted in these financial statements. These developments include the following which may be relevant to the group.

	<i>Effective for accounting periods beginning on or after</i>
HKFRS 17, <i>Insurance contracts</i>	1 January 2023
Amendments to HKAS 1, <i>Presentation of financial statements: Classification of liabilities as current or non-current</i>	1 January 2023
Amendments to HKAS 1, <i>Presentation of financial statements</i> and HKFRS Practice Statement 2, <i>Making materiality judgements: Disclosure of accounting policies</i>	1 January 2023
Amendments to HKAS 8, <i>Accounting policies, changes in accounting estimates and errors: Definition of accounting estimates</i>	1 January 2023
Amendments to HKAS 12, <i>Income taxes: Deferred tax related to assets and liabilities arising from a single transaction</i>	1 January 2023

The Group is in the process of making an assessment of what the impact of these developments is expected to be in the period of initial application. So far it has concluded that the adoption of them is unlikely to have a significant impact on the financial statements.

# GLP China Holdings Limited

Annual Report  
For the year ended 31 December 2021



# Directors' Report

The directors submit herewith their annual report together with the audited consolidated financial statements for the year ended 31 December 2021.

## Principal place of business

GLP China Holdings Limited ("the Company") is a company incorporated and domiciled in Hong Kong and has its registered office and principal place of business at 33/F, Edinburgh Tower, The Landmark, 15 Queen's Road Central, Hong Kong.

## Principal activities

The principal activity of the Company is investment holding. The principal activities of the Company and its subsidiaries ("the Group") are investment holding, provision of logistic facilities, fund management and solar energy business and internet data center business. Further discussion and analysis of these activities as required by Schedule 5 to the Hong Kong Companies Ordinance, including a discussion of the principal risks and uncertainties facing the Group and an indication of likely future developments in the Group's business, can be found in the Business Review set out on pages 4 to 9 of this Annual Report. This discussion forms part of this directors' report.

## Financial statements

The profit of the Group for the year ended 31 December 2021 and the state of the Company's affairs as at that date are set out in the financial statements on pages 17 to 113.

## Transfers to reserves and dividends

Profits attributable to owners of US\$1,414,637,000 (2020: US\$952,320,000) has been transferred to reserves. Other movements in reserves are set out in the statement of changes in equity.

## Share capital

Details of the movements in share capital of the Company are set out in note 23(a) to the financial statements.

## Directors

The directors during the financial year were:

Mei, Ming Zhi  
Higashi Michihiro  
Zhuge Wenjing  
Fang Fanglei  
MOK Chi Ming  
CHAU Kwok Man  
Mark Tan  
CHEN Rui Wei (appointed on 19 April 2021)

The following directors resigned after the end of the financial year:

CHAU Kwok Man (resigned on 8 February 2022)  
CHEN Rui Wei (resigned on 8 February 2022)

There being no provision in the Company's articles of association in connection with the retirement of directors, all existing directors continue in office for the following year.

## Indemnity of directors

A permitted indemnity provision (as defined in section 469 of the Hong Kong Companies Ordinance) for the benefit of the directors of the Company is currently in force and was in force throughout this year.

## Directors' interest and short positions in shares, underlying shares and debentures

As at 31 December 2021, certain directors of the Company had 347,150 numbers of global shares in GLP China Fund Management Holdings Limited, a subsidiary of the Company (As at 31 December 2020: 345,106 numbers of global shares). Apart from the foregoing, none of the directors of the Company or any of their spouses or children under eighteen years of age has interests or short positions in the shares, underlying shares or debentures of the Company, or any of its holding company, subsidiaries or other associated corporations.


## Directors' interests in transactions, arrangements or contracts

No transaction, arrangement or contract of significance to which the Company, or any of its holding companies, subsidiaries or fellow subsidiaries was a party, and in which a director of the Company had a material interest, subsisted at the end of the year or at any time during the year.

## Auditors

KPMG retire and, being eligible, offer themselves for re-appointment. A resolution for the re-appointment of KPMG as auditors of the Company is to be proposed at the forthcoming Annual General Meeting.

By order of the board



---

Director



---

Director

Date: 15 April 2022

## Business Review

GLP China Holdings Limited (“GLP China”) is a leading global investment manager and business builder in logistics, data infrastructure, renewable energy and related technologies. Our combined investing and operating expertise allow us to create value for our customers and investors.

GLP China is the investor, developer and operator of approximately 400 infrastructure facilities in logistics and supply chain, manufacturing and research, data infrastructure and renewable energy, across 70 cities in China. As a leading alternative asset manager, we have US\$72 billion in assets under management in China, including several real estate and private equity funds with domestics and international investors and GLP C-REIT, one of the first public offering of infrastructure REITs in China.

GLP China is an early mover in investing in technology and innovation to enhance its assets and has built a highly competitive business ecosystem that enables our customers and partners’ growth. Through private equity, fin-tech and business incubation platforms, GLP China is leading the way in adopting and supporting the latest innovations that increase operational efficiency and create value for our customers and investors.

### Market overview

The domestic growing logistics markets provides us attractive opportunities for growth and strengthening of market position, allows us to derive positive and stable cash flows and recurring sources of capital for expansion.

- Stable development in logistics and warehousing industry: With a large and growing middle-income population, China is becoming one of the world’s largest consumer markets. Our portfolio comprises logistics, manufacturing and business park facilities across 70 major cities in China. From expertly investing capital to efficiently operating assets and building business, we take a bold and innovative approach to growth and value creation for our customers and investors.
- Limited supply of logistics and warehousing facilities, in particular modern logistics and warehousing facilities in China: We believe that China’s logistics and warehousing industry, driven by changes in consumer behavior, population structure and technological progress, is still in the early stage of long-term development period. We revolutionized the modern logistics industry by taking an innovative and entrepreneurial approach.
- Growth of e-commerce in China: Online order sales have grown significantly as more and more consumers shop online. The e-commerce industry, a portion of which we serve, has grown significantly since year 2010. Covid-19 has accelerated the popularization of e-commerce in China. We expect that the e-commerce business will continuously grow in China, which drive the demand for the expansion of modern logistics and warehousing facilities and increase the focus on the development of the facilities for last-mile deliveries.

## Market overview (continued)

### - Operations

GLP China owns and manages a portfolio of 49 million sqm site area across China with completed GFA of 37 million sqm in total, valued at US\$33 billion as at 31 December 2021. Our portfolio contains completed and stabilised properties valued at US\$29 billion, representing over 89% of total portfolio, shows a high lease rate of 84% and a high occupancy ratio for of 81% as at 31 December 2021. Rental and related income has reached US\$1,011 million for the year ended 31 December 2021, compared to US\$904 million for the year ended 31 December 2020 (hereinafter referred to as the “prior year”), shown a slight increase despite the adverse impact driven from the decreased portfolio relating to transfer of project companies into funds during the year. Besides, our net increase in leased area reached 4.7 million sqm and we are keeping steady rental rate increase over the whole period.

Being a leading provider of modern logistics and warehousing facilities in China offers us cost efficiencies in terms of negotiating contraction contracts and facility management contracts, and optimizing personal resources and information systems. Besides, we are pioneering the creation of a comprehensive logistics ecosystem for the future by utilising the latest technology and big data to provide solutions to its customers through the use of automation and robotics, data analytics, software solutions and site selection tools, this approach leverages technology and data, takes into account critical details of the supply chain and offers both space and technology-led solutions that drive value for our customers.

### - Development

The development of modern logistics facilities is one of our key engines of growth with development profit a regular and recurring part of our earnings stream. In the current year we completed US\$1,649 million developments or 2.8 million GFA constructions (including all the properties held by the funds under our management), showing an overall 19% development margin, and achieved an overall stabilisation margin of 27%.

In China, land supply in key markets has continued to tighten. In recent years, it has been extremely difficult to acquire logistics land from the government but we have been well-placed given our local strategic relationships. Our strategy is to pursue scarce land resources in cities through strategic partnerships with SOEs and private sellers.

### - Fund management

Our fund management business offers a fund management platform based on our longstanding relationships with numerous global and domestic institutional investors and our senior management’s extensive years of experience in private capital management. As at 31 December 2021, we managed several third-party pooled investment vehicles, comprised of: CLF Fund I, LP (“CLF I”), CLF Fund II, LP (“CLF II”), GLP China Value-Added Venture I (“CVA I”) and GLP China Value-Added Venture I (“CVA II”), Zhuhai Hidden Hill Logistic Equity Investment Fund (“Hidden Hill Fund”), GLP China Income Fund I (“CIF I”), GLP China Value-Add Venture III (“CVA III”), GLP China Income Fund II (“CIF II”), GLP China Income Fund III (“CIF III”), CLF Fund III, LP (“CLF III”) and GLP China Income Fund IV (“CIF IV”), etc. These eleven funds represent in aggregate US\$26 billion assets under management (“AUM”) when fully leveraged and invested.

## Market overview (continued)

CIF II was established in April 2021 and has RMB 5.8 billion (equivalent to US\$0.9 billion) AUM. CIF II is seeded with a portfolio of 13 modern logistics assets in prime locations across Yangtze River Delta, southern China and mid-western China.

CIF III was established in July 2021 and has RMB 4.5 billion (equivalent to US\$0.7 billion) AUM. CIF III invest in stabilised, income-generating industrial and logistics park assets catering to growing high-tech and innovation based manufacturing industries aligned with China's economic growth initiatives.

CLF III was established in September 2021 and has US\$5 billion AUM to develop the next generation of modern and environmentally-friendly logistics facilities in China, including smart warehouses with integrated technologies to meet evolving customer requirements.

CIF IV was established in November 2021 and has RMB 5.4 billion (equivalent to US\$0.8 billion) AUM. CIF IV invests in logistics infrastructures in 10 important logistics nodes, all of which are modern logistics assets with high standards that have been completed and are in stable operation.

## Financial review

Rental and related income increased by 15% to US\$1,011 million (2020: US\$879 million), which was primarily attributable to the rental rate growth and lease-up following the completion and stabilization of development projects, but partially offset by the transfer of project companies to non-consolidated fund during the current year.

Property-related and other business expenses increased by 37% to US\$381.5 million (2020: US\$279.0 million), which was mainly due to the higher property maintenance costs with the increased property portfolio and the development of freezer services and the internet data center business. Other expenses increased by 47% to US\$299.8 million (2020: US\$203.4 million), primarily due to the increase in staff related expenses.

Changes in fair value of investment properties increased by 83% to US\$973.4 million (2020: US\$532.8 million), primarily attributable to more completion of developments with higher development margin and the cap rate compression in certain locations under the prevailing market environment.

Share of results of associates increased to US\$501.3 million (2020: US\$194.1 million), primarily contributed by our investment on Hidden Hill Fund and GLP Jianfa (Xiamen) Investment Fund.

Gain on disposal of subsidiaries increased to US\$552.7 million (2020: US\$314.5 million), primarily attributable to gains on seed assets transferred to GLP C-REIT and certain GLP managed funds in 2021.

The net profit for the year increased by 50% to US\$1,885.5 million (2020: US\$1,253.5 million). The increase is mainly contributed by the new business exploration and investments while our core business on development and management of logistic facilities keeps strong and growing. With sticking to our business strategy and our intelligent and experienced team, we believe we can continue to provide customers with high quality and best-in-class new infrastructure facilities, together with integrated technical solutions in China, which will consistently drive our AUM growth in China.

## Financial review (continued)

We have implemented prudential financial management policies that have enabled us to maintain a good credit profile, disciplined investment approach and strong balance sheet with sustainable growth. We benefit from accessing to diversified and multi-channel financing solutions including but not limited to bilateral loans, syndicated loans, capital markets, funds and other borrowings and equity. As at 31 December 2021, we have a total debt of US\$8.4 billion (2020: US\$10.3 billion) representing a decrease of 18%, net debt of US\$7.7 billion (2020: US\$9.1 billion) representing a decrease of 15%, and net debt to asset (excluding cash) ratio of 22.87% (2020: 29.00%), respectively.

## Risk management

We place an extremely high importance on risk management. We believe that risk management is not just about minimizing downside risk, but also enabling us to take on the necessary risks to grow and create value. We are committed to fostering a strong risk-centric culture which encourages identification and proactive management of these risks.

The process of risk management is incorporated into day-to-day operations and forms an integral part of all decision-making processes with GLP China.

For example, our operation in China is naturally exposed to foreign exchange rate fluctuations, and our pre-tax profit is exposed to currency risks through sales and purchases which give rise to receivables, payables and cash balances denominated in foreign currencies, primarily United States dollars. In respect of the monetary assets and liabilities denominated in foreign currencies, we ensure that the net exposures to this risk is kept to an acceptable level by monitoring the currency gap and keep reducing our exposure by holding monetary assets and liabilities denominated in foreign currencies in short-term period.

We are also exposed to interest rate risk arising primarily from variable-rate borrowings and cash balances. We manage the net exposure to interest rate risks by maintaining sufficient lines of credit to obtain acceptable lending costs and by monitoring the exposure to such risks on an ongoing basis.

Individual operating entities within GLP China are responsible for their own cash management, including the short-term investment of cash surpluses and the raising of loans to cover expected cash demands. Our policy is to regularly monitor its liquidity requirements and its compliance with lending covenants, to ensure that it maintains sufficient reserves of cash and adequate committed lines of funding from major financial institutions to meet its liquidity requirements in the short and longer term.

## Environmental social and governance

We are deeply invested in fuelling the businesses that make the modern world run more efficiently. From expertly investing capital to efficiently operating our businesses, we take a thoughtful, innovative and sustainable approach to growth and value creation for our customers and investors. We focus on investing and building businesses in logistics, data infrastructure, renewable energy and related technologies.

Our ESG Policy is designed to support our progress in developing ESG commitments, better integrate ESG into our overall business and investment decisions and monitor and report on our commitments. We are committed to making sustainability a core component of our business in order to build a more sustainable and resilient future.

Building business and investing responsibility means embedding ESG into our investment and decision-making process. This helps us to identify and avoid ESG risks. We understand and identify how our activities can impact material ESG factors and how these can affect our reputation, capital value and stakeholders. We focus on how we can best manage our workforce, whether it is our employees or contractors and suppliers. We recognize how we can work with the communities where we invest and operate business and how we can enhance our presence through economic development, limiting our environmental impact and seeking a community's license to operate.

ESG also is considered after the development, acquisition or investment decision. Our teams across investment management, asset management and corporate management are empowered to prioritise, act, track and monitor the sustainability performance of our assets and in certain instances collaborate with our workforce, partners and communities. Consistent ESG performance across an asset's lifecycle helps us to actively manage the sustainability of assets.

As a leading global investment manager and business builder, our mission is to build sustainable businesses and generate attractive risk-adjusted returns to shareholders and investors over the long term, while providing exceptional investment and operational services that enhance value. Our asset management teams are responsible for enhancing the value of our assets through effective operations.

Additionally, we develop and invest in technologies and innovations that enhance the efficiency of our assets including data analytics, robotics, automated clearance systems, digital loading docks, smart sorting, telematics, energy-efficient fleet management systems, Internet of Things, resource conservation and our transition to renewable energy.

To provide our global customers with increased opportunities to enhance their sustainability endeavours, we focus on sustainability initiatives that increase resource conservation, leverage climate action, improve health and well-being and support local communities in corporate governance, we have established a series of well-defined policies and processes to protect its stakeholders' interests. Our leadership team recognizes the importance of strong corporate governance and the maintenance of high standards of accountability to our shareholders and remains firmly committed to seeing that those standards are satisfied through an evolving suite of governance practices that are woven into the fabric of the our business.



## **Environmental social and governance (continued)**

We continually review and refine its processes in light of best practice, consistent with the needs and circumstances of the group. We maintain a zero-tolerance approach to bribery and corruption and require all management and employees to comply with our Code of Business Conduct at all times and provide annual certification.

We aim to incorporate health and well-being throughout its organization and assets in support of its employees, customers and the communities in which we work. By focusing on promoting well-being we can enhance an individual's livelihood, increase motivation and productivity as well as bring communities together. We focus on introducing well-being concepts such as creating spaces that encourage physical activity, integrating natural lighting, improving access to nature and providing areas for healthy eating and socializing.



KPMG  
8th Floor, Prince's Building  
Central, Hong Kong  
G P O Box 50, Hong Kong  
Telephone +852 2522 6022  
Fax +852 2845 2588  
Internet kpmg.com/cn

毕马威会计师事务所  
香港中环太子大厦 8 楼  
香港邮政总局信箱 50 号  
电话 +852 2522 6022  
传真 +852 2845 2588  
网址 kpmg.com/cn

## Independent auditor's report to the members of GLP China Holdings Limited (Incorporated in Hong Kong with limited liability)

### Opinion

We have audited the consolidated financial statements of GLP China Holdings Limited ("the Company") and its subsidiaries ("the Group") set out on pages 17 to 113, which comprise the consolidated statement of financial position as at 31 December 2021, the consolidated statement of comprehensive income, the consolidated statement of changes in equity and the consolidated cash flow statement for the year ended 31 December 2021 and notes to the financial statements, including a summary of significant accounting policies.

In our opinion, the consolidated financial statements give a true and fair view of the consolidated financial position of the Group as at 31 December 2021 and of its consolidated financial performance and its consolidated cash flows for the year ended 31 December 2021 in accordance with Hong Kong Financial Reporting Standards ("HKFRSs") issued by the Hong Kong Institute of Certified Public Accountants ("HKICPA") and have been properly prepared in compliance with the Hong Kong Companies Ordinance.

### Basis for opinion

We conducted our audit in accordance with Hong Kong Standards on Auditing ("HKSA") issued by the HKICPA. Our responsibilities under those standards are further described in the *Auditor's responsibilities for the audit of the consolidated financial statements* section of our report. We are independent of the Group in accordance with the HKICPA's *Code of Ethics for Professional Accountants* ("the Code") and we have fulfilled our other ethical responsibilities in accordance with the Code. We believe that the audit evidence we have obtained is sufficient and appropriate to provide a basis for our opinion.

### Key audit matters

Key audit matters are those matters that, in our professional judgment, were of most significance in our audit of the consolidated financial statements of the current period. These matters were addressed in the context of our audit of the consolidated financial statements as a whole, and in forming our opinion thereon, and we do not provide a separate opinion on these matters.



Independent auditor's report to the members of  
 GLP China Holdings Limited (continued)  
*(Incorporated in Hong Kong with limited liability)*

**Key audit matters (continued)**

<b>Valuation of investment properties</b>	
<i>Refer to note 11 to the consolidated financial statements and the accounting policies on note 2(j).</i>	
<b>The key audit matter</b>	<b>How the matter was addressed in our audit</b>
<p>As at 31 December 2021, the Group had a significant portfolio of investment properties with respect to logistics and warehousing facilities located in Mainland China with a carrying amount of US\$ 15,269 million, representing 44% of the Group's total assets.</p> <p>These investment properties are stated at their fair values with reference to the valuation performed by external property valuers, with changes in fair value recognised in profit or loss. The valuation results are sensitive to key assumptions and parameters such as terminal yield rate, capitalisation rate and discount rate.</p> <p>We identified valuation of investment properties as a key audit matter because the valuation involves significant judgment in determining the appropriate valuation methodologies to be used, and in estimating the underlying assumptions and parameters to be applied.</p>	<p>Our audit procedures to assess the valuation of investment properties included the following:</p> <ul style="list-style-type: none"> <li>• obtaining an understanding of the Group's process of, and assessing the design and implementation of the key internal controls over determining the fair value of investment properties;</li> <li>• obtaining and inspecting the valuation reports prepared by the external property valuers engaged by management on which the directors' assessment of the fair values of investment properties was based;</li> <li>• assessing the external property valuers' qualifications, experience and expertise in the properties being valued and considering their objectivity;</li> <li>• with the assistance of our internal valuation specialist, assessing the appropriateness of the valuation methodologies with reference to the prevailing accounting standards and the appropriateness of the key assumptions and parameters adopted by the external valuers by comparing these assumptions against historical rates and available industry and market data, taking into consideration comparability and other factors;</li> <li>• comparing significant input data used in the valuation to supporting documentation, on a sample basis, and</li> <li>• assessing the appropriateness of the disclosures in the consolidated financial statements in respect of valuation of investment properties with reference to the requirements of prevailing accounting standards.</li> </ul>



Independent auditor's report to the members of  
 GLP China Holdings Limited (continued)  
*(Incorporated in Hong Kong with limited liability)*

**Key audit matters (continued)**

<b>Accounting for interests in limited liability partnerships</b>	
<i>Refer to notes 12, 13 and 14 to the consolidated financial statements and the accounting policies on note 2(d) and 2(f).</i>	
<b>The key audit matter</b>	<b>How the matter was addressed in our audit</b>
<p>The Group holds interests in limited liability partnerships and acts as the general partner of these partnerships as part of its business model. These partnerships are formed to invest in and operate various types of assets and businesses. Based on management analysis of the respective partnership's governance structure and decision-making mechanism, the Group's ability to control or influence the significant decisions of the partnership, and the level and variability of the Group's returns, the Group determines whether it should account for interests in these partnerships as subsidiaries, associates or joint ventures.</p> <p>We identified accounting for interests in limited liability partnerships as a key audit matter because the governance structure and decision-making mechanism of these partnerships vary and significant judgement is involved in assessing Group's ability to control or exercise significant influence over the significant decisions of these partnerships and the degree of linkage between the Group's decision-making abilities and returns, which could lead to different accounting treatment and different financial statement presentation.</p>	<p>Our audit procedures to assess the appropriateness of accounting for interests in limited liability partnerships included the following:</p> <ul style="list-style-type: none"> <li>• obtaining an understanding of the Group's process of classifying and accounting for equity interest in each limited liability partnership, understanding the purpose and design of each limited liability partnership and its relevant activities;</li> <li>• assessing management's analysis of the relevant activities of limited liability partnerships that affect the financial returns, as well as the Group's ability to control or exercise significant influence over the relevant activities that significantly affect the Group's financial returns;</li> <li>• inspecting legal and contractual documents and evaluating whether the decision-making mechanism as well as the scope of decisions where general partner and limited partners of these limited liability partnerships are empowered to make are consistent with the Group's analysis;</li> <li>• assessing whether the Group's classification and accounting for interests in limited liability partnerships are appropriate with reference to the prevailing accounting standards; and</li> <li>• assessing the appropriateness of disclosures and presentation in the consolidated financial statements in respect of the interests in limited liability partnerships with reference to requirements of prevailing accounting standards.</li> </ul>



Independent auditor's report to the members of  
GLP China Holdings Limited (continued)  
(Incorporated in Hong Kong with limited liability)

**Key audit matters (continued)**

<b>Valuation of unquoted equity investments</b>	
<i>Refer to notes 18 and 30(f) to the consolidated financial statements and the accounting policies on note 2(h).</i>	
<b>The key audit matter</b>	<b>How the matter was addressed in our audit</b>
<p>At 31 December 2021, the Group held a portfolio of unquoted equity instruments of US\$1,189 million. The fair value of these unquoted equity investments is measured at Level 3 of the fair value hierarchy.</p> <p>The fair value of the Group's unquoted equity investments is derived from valuation models with unobservable inputs and estimates, which involve significant management judgement and estimation.</p> <p>We identified valuation of unquoted equity investments as a key audit matter because of the degree of complexity involved in valuing these unquoted equity investments and because of the significant degree of judgment exercised by management in determining the valuation models to be used and the inputs and assumptions used in the valuation models.</p>	<p>Our audit procedures to assess the valuation of unquoted equity investments included the following:</p> <ul style="list-style-type: none"><li>• obtaining an understanding of the Group's process of, and assessing the design and implementation of the key internal controls over determining the valuation of unquoted equity investments;</li><li>• with the assistance of our internal valuation specialists, on a sample basis, assessing the appropriateness of the valuation models with reference to the prevailing accounting standards and the key inputs and assumptions adopted in the valuation models by comparing these inputs and assumptions with market data derived from comparative companies or comparative transactions, or other publicly available information;</li><li>• comparing, on a sample basis, investees' financial data adopted in the valuation models to their respective financial statements; and</li><li>• assessing the appropriateness of the disclosures in the consolidated financial statements in respect of the valuation of unquoted equity investments with reference to the requirements of prevailing accounting standards.</li></ul>



# Independent auditor's report to the members of GLP China Holdings Limited (continued) *(Incorporated in Hong Kong with limited liability)*

## **Information other than the consolidated financial statements and auditor's report thereon**

The directors are responsible for the other information. The other information comprises all the information included in the annual report, other than the consolidated financial statements and our auditor's report thereon.

Our opinion on the consolidated financial statements does not cover the other information and we do not express any form of assurance conclusion thereon.

In connection with our audit of the consolidated financial statements, our responsibility is to read the other information and, in doing so, consider whether the other information is materially inconsistent with the consolidated financial statements or our knowledge obtained in the audit or otherwise appears to be materially misstated.

If, based on the work we have performed, we conclude that there is a material misstatement of this other information, we are required to report that fact. We have nothing to report in this regard.

## **Responsibilities of the directors for the consolidated financial statements**

The directors are responsible for the preparation of the consolidated financial statements that give a true and fair view in accordance with HKFRSs issued by the HKICPA and the Hong Kong Companies Ordinance and for such internal control as the directors determine is necessary to enable the preparation of consolidated financial statements that are free from material misstatement, whether due to fraud or error.

In preparing the consolidated financial statements, the directors are responsible for assessing the Group's ability to continue as a going concern, disclosing, as applicable, matters related to going concern and using the going concern basis of accounting unless the directors either intend to liquidate the Group or to cease operations, or have no realistic alternative but to do so.

## **Auditor's responsibilities for the audit of the consolidated financial statements**

Our objectives are to obtain reasonable assurance about whether the consolidated financial statements as a whole are free from material misstatement, whether due to fraud or error, and to issue an auditor's report that includes our opinion. This report is made solely to you, as a body, in accordance with section 405 of the Hong Kong Companies Ordinance, and for no other purpose. We do not assume responsibility towards or accept liability to any other person for the contents of this report.



# Independent auditor's report to the members of GLP China Holdings Limited (continued) *(Incorporated in Hong Kong with limited liability)*

## **Auditor's responsibilities for the audit of the consolidated financial statements (continued)**

Reasonable assurance is a high level of assurance, but is not a guarantee that an audit conducted in accordance with HKSA's will always detect a material misstatement when it exists. Misstatements can arise from fraud or error and are considered material if, individually or in the aggregate, they could reasonably be expected to influence the economic decisions of users taken on the basis of these consolidated financial statements.

As part of an audit in accordance with HKSA's, we exercise professional judgement and maintain professional scepticism throughout the audit. We also:

- Identify and assess the risks of material misstatement of the consolidated financial statements, whether due to fraud or error, design and perform audit procedures responsive to those risks, and obtain audit evidence that is sufficient and appropriate to provide a basis for our opinion. The risk of not detecting a material misstatement resulting from fraud is higher than for one resulting from error, as fraud may involve collusion, forgery, intentional omissions, misrepresentations, or the override of internal control.
- Obtain an understanding of internal control relevant to the audit in order to design audit procedures that are appropriate in the circumstances, but not for the purpose of expressing an opinion on the effectiveness of the Group's internal control.
- Evaluate the appropriateness of accounting policies used and the reasonableness of accounting estimates and related disclosures made by the directors.
- Conclude on the appropriateness of the directors' use of the going concern basis of accounting and, based on the audit evidence obtained, whether a material uncertainty exists related to events or conditions that may cast significant doubt on the Group's ability to continue as a going concern. If we conclude that a material uncertainty exists, we are required to draw attention in our auditor's report to the related disclosures in the consolidated financial statements or, if such disclosures are inadequate, to modify our opinion. Our conclusions are based on the audit evidence obtained up to the date of our auditor's report. However, future events or conditions may cause the Group to cease to continue as a going concern.
- Evaluate the overall presentation, structure and content of the consolidated financial statements, including the disclosures, and whether the consolidated financial statements represent the underlying transactions and events in a manner that achieves fair presentation.
- Obtain sufficient appropriate audit evidence regarding the financial information of the entities or business activities within the Group to express an opinion on the consolidated financial statements. We are responsible for the direction, supervision and performance of the Group audit. We remain solely responsible for our audit opinion.



Independent auditor's report to the members of  
GLP China Holdings Limited (continued)  
*(Incorporated in Hong Kong with limited liability)*

**Auditor's responsibilities for the audit of the consolidated financial statements  
(continued)**

We communicate with the directors regarding, among other matters, the planned scope and timing of the audit and significant audit findings, including any significant deficiencies in internal control that we identify during our audit.

We also provide the directors with a statement that we have complied with relevant ethical requirements regarding independence and communicate with them all relationships and other matters that may reasonably be thought to bear on our independence and, where applicable, actions taken to eliminate threats or safeguards applied.

From the matters communicated with the directors, we determine those matters that were of most significance in the audit of the consolidated financial statements of the current period and are therefore the key audit matters. We describe these matters in our auditor's report unless law or regulation precludes public disclosure about the matter or when, in extremely rare circumstances, we determine that a matter should not be communicated in our report because the adverse consequences of doing so would reasonably be expected to outweigh the public interest benefits of such communication.

The engagement partner on the audit resulting in this independent auditor's report is Alex M K Shum.

A handwritten signature in black ink, appearing to read 'KPMG' followed by a stylized signature.

Certified Public Accountants  
8th Floor, Prince's Building  
10 Chater Road  
Central, Hong Kong

Date: 15 April 2022



## Consolidated Statement of Comprehensive Income for the year ended 31 December 2021

	<i>Notes</i>	<i>Year ended 31 December 2021 US\$'000</i>	<i>Year ended 31 December 2020 US\$'000</i>
<b>Revenue</b>	4	1,273,512	1,149,124
Other income	5	341,380	195,512
Cost of goods sold and other financial services costs		(3,881)	(125,743)
Property-related and other business expenses		(381,534)	(279,087)
Other expenses		(299,807)	(203,414)
Changes in fair value of investment properties		973,433	532,835
Share of results (net of tax expense) of joint ventures		164,047	73,508
Share of results (net of tax expense) of associates		501,336	194,043
<b>Profit from operations</b>		<u>2,568,486</u>	<u>1,536,778</u>
Finance costs	6	(501,954)	(457,018)
Finance income	6	98,519	304,365
Net finance costs	6	(403,435)	(152,653)
Gain on acquisition of subsidiaries	29	19,477	80
Gain on disposal of subsidiaries	29	552,697	314,400
Gain on disposal of investment properties		13,642	-
Gain on disposal of assets held for sale		-	92,320
<b>Profit before taxation</b>	7	<u>2,750,867</u>	<u>1,790,925</u>
Tax expense	8	(865,333)	(537,469)
<b>Profit for the year</b>		<u>1,885,534</u>	<u>1,253,456</u>
<b>Profit attributable to:</b>			
Owners of the Company		1,414,637	952,320
Non-controlling interests		470,897	301,136
<b>Profit for the year</b>		<u>1,885,534</u>	<u>1,253,456</u>

The notes on pages 26 to 113 form part of these financial statements.

## Consolidated Statement of Comprehensive Income for the year ended 31 December 2021 (continued)

	Note	Year ended 31 December 2021 US\$'000	Year ended 31 December 2020 US\$'000
<b>Profit for the year</b>		1,885,534	1,253,456
<b>Other comprehensive income for the year</b>	10		
<i>Items that will not be reclassified to profit or loss:</i>			
Surplus on revaluation of buildings held for own use carried at fair value		5,024	3,425
Change in fair value of other investments		115,480	27,074
Disposal of other investments		-	53,299
<i>Items that may be reclassified subsequently to profit or loss:</i>			
Exchange differences arising from consolidation of foreign operations		429,019	1,023,341
Share of other comprehensive income of joint ventures and associates		4,565	(3,718)
<b>Other comprehensive income for the year</b>		<u>554,088</u>	<u>1,103,421</u>
<b>Total comprehensive income for the year</b>		<u>2,439,622</u>	<u>2,356,877</u>
<b>Total comprehensive income attributable to:</b>			
Owners of the Company		1,844,570	1,750,169
Non-controlling interests		595,052	606,708
<b>Total comprehensive income for the year</b>		<u>2,439,622</u>	<u>2,356,877</u>

The notes on pages 26 to 113 form part of these financial statements.

## Consolidated Statement of Financial Position as at 31 December 2021


	<i>Notes</i>	<i>31 December 2021 US\$'000</i>	<i>31 December 2020 US\$'000</i>
<b>Non-current assets</b>			
Investment properties	11	15,269,504	21,380,459
Joint ventures	13	3,080,404	2,090,883
Associates	14	2,811,647	1,799,882
Deferred tax assets	15	24,657	21,455
Property, plant and equipment	16	823,082	348,530
Intangible assets	17	316,716	309,790
Other investments	18	2,336,864	2,125,346
Other non-current assets	19	716,633	778,399
		<u>25,379,507</u>	<u>28,854,744</u>
<b>Current assets</b>			
Trade and other receivables	20	2,889,843	1,573,419
Assets classified as held for sale	21	5,532,665	1,166,970
Cash and cash equivalents	22	716,941	1,160,752
		<u>9,139,449</u>	<u>3,901,141</u>
<b>Total assets</b>		<u><u>34,518,956</u></u>	<u><u>32,755,885</u></u>
<b>Equity attributable to owners of the Company</b>			
Share capital	23	6,950,825	6,950,825
Reserves	24	7,278,443	5,432,846
		<u>14,229,268</u>	<u>12,383,671</u>
<b>Non-controlling interests</b>		<u>5,627,871</u>	<u>5,176,090</u>
<b>Total equity</b>		<u><u>19,857,139</u></u>	<u><u>17,559,761</u></u>

The notes on pages 26 to 113 form part of these financial statements.


## Consolidated Statement of Financial Position as at 31 December 2021 (continued)

	Notes	31 December 2021 US\$'000	31 December 2020 US\$'000
<b>Non-current liabilities</b>			
Loans and borrowings	25	7,095,801	7,096,129
Deferred tax liabilities	15	1,751,698	2,455,806
Other non-current liabilities	26	500,368	317,337
		<u>9,347,867</u>	<u>9,869,272</u>
<b>Current liabilities</b>			
Loans and borrowings	25	1,086,493	3,150,219
Trade and other payables	27	1,591,910	1,751,374
Current tax payable		158,889	95,758
Liabilities classified as held for sale	21	2,476,658	329,501
		<u>5,313,950</u>	<u>5,326,852</u>
<b>Total liabilities</b>		<u>14,661,817</u>	<u>15,196,124</u>
<b>Total equity and liabilities</b>		<u>34,518,956</u>	<u>32,755,885</u>

Approved and authorised for issue by the Board of Directors on 15 April 2022.



\_\_\_\_\_  
 Director



\_\_\_\_\_  
 Director

The notes on pages 26 to 113 form part of these financial statements.

## Consolidated Statement of Changes in Equity for the year ended 31 December 2021

	Share capital US\$'000	Capital and PRC statutory reserve US\$'000	Equity compensation reserve US\$'000	Currency translation reserve US\$'000	Property revaluation reserve US\$'000	Fair value reserve (non- recycling) US\$'000	Other reserve US\$'000	Retained earnings US\$'000	Total attributable to owners of the Company US\$'000	Non- controlling interests US\$'000	Total equity US\$'000
At 1 January 2020	6,950,825	(8,331)	36,849	(847,682)	3,305	32,854	(1,554,630)	6,452,085	11,065,275	3,762,461	14,827,736
<b>Total comprehensive income for the year</b>											
Profit for the year	-	-	-	-	-	-	-	952,320	952,320	301,136	1,253,456
<b>Other comprehensive income</b>											
Exchange differences arising from consolidation of foreign operations	-	-	-	717,769	-	-	-	-	717,769	305,572	1,023,341
Changes in fair value of other investments	-	-	-	-	-	27,074	-	-	27,074	-	27,074
Disposal of other investments	-	-	-	-	-	53,299	-	-	53,299	-	53,299
Share of other comprehensive income of joint ventures	-	(3,718)	-	-	-	-	-	-	(3,718)	-	(3,718)
Surplus on revaluation of buildings held for own use carried at fair value	-	-	-	-	3,425	-	-	-	3,425	-	3,425
<b>Total other comprehensive income</b>	-	(3,718)	-	717,769	3,425	80,373	-	-	797,849	305,572	1,103,421
<b>Total comprehensive income for the year</b>	-	(3,718)	-	717,769	3,425	80,373	-	952,320	1,750,169	606,708	2,356,877
<b>Transactions with owners, recorded directly in equity</b>											
Capital contribution from non-controlling interests	-	-	-	-	-	-	-	-	-	715,084	715,084
Acquisition of interests in subsidiaries from non-controlling interests	-	(1,320)	-	-	-	-	-	-	(1,320)	(16,131)	(17,451)
Acquisition of subsidiaries (note 29)	-	-	-	-	-	-	-	-	-	183,240	183,240
Disposal of subsidiary (note 29)	-	-	-	-	-	-	-	-	-	(60,745)	(60,745)
Tax-exempt dividends paid (External)	-	-	-	-	-	-	-	(430,453)	(430,453)	-	(430,453)
Dividends paid to non-controlling interests	-	-	-	-	-	-	-	-	-	(14,527)	(14,527)
Transfer to reserves	-	17,207	-	-	-	-	-	(17,207)	-	-	-
<b>Total contributions by and distributions to owners</b>	-	15,887	-	-	-	-	-	(447,660)	(431,773)	806,921	375,148
At 31 December 2020	6,950,825	3,838	36,849	(129,913)	6,730	113,227	(1,554,630)	6,956,745	12,383,671	5,176,090	17,559,761

The notes on pages 26 to 113 form part of these financial statements.

## Consolidated Statement of Changes in Equity for the year ended 31 December 2021

	Share capital US\$'000	Capital and PRC statutory reserve US\$'000	Equity compensation reserve US\$'000	Currency translation reserve US\$'000	Property revaluation reserve US\$'000	Fair value reserve (non- recycling) US\$'000	Other reserve US\$'000	Retained earnings US\$'000	Total attributable to owners of the Company US\$'000	Non- controlling interests US\$'000	Total equity US\$'000
At 1 January 2021	6,950,825	3,838	36,849	(129,913)	6,730	113,227	(1,554,630)	6,956,745	12,383,671	5,176,090	17,559,761
<b>Total comprehensive income for the year</b>											
Profit for the year	-	-	-	-	-	-	-	1,414,637	1,414,637	470,897	1,885,534
<b>Other comprehensive income</b>											
Exchange differences arising from consolidation of foreign operations	-	-	-	304,864	-	-	-	-	304,864	124,155	429,019
Changes in fair value of other investments	-	-	-	-	-	115,480	-	-	115,480	-	115,480
Surplus on revaluation of buildings held for own use carried at fair value	-	-	-	-	5,024	-	-	-	5,024	-	5,024
Share of other comprehensive income of joint ventures	-	(3,236)	-	-	-	-	-	-	(3,236)	-	(3,236)
Share of other comprehensive income of associates	-	7,801	-	-	-	-	-	-	7,801	-	7,801
<b>Total other comprehensive income</b>	-	4,565	-	304,864	5,024	115,480	-	-	429,933	124,155	554,088
<b>Total comprehensive income for the year</b>	-	4,565	-	304,864	5,024	115,480	-	1,414,637	1,844,570	595,052	2,439,622
<b>Transactions with owners, recorded directly in equity</b>											
Capital contribution from non-controlling interests	-	-	-	-	-	-	-	-	-	457,544	457,544
Capital reduction from non-controlling interests	-	-	-	-	-	-	-	-	-	(244,589)	(244,589)
Other adjustment	-	-	-	-	-	-	-	-	-	(95,033)	(95,033)
Transfer to reserves	-	69,595	-	-	-	-	-	(69,595)	-	-	-
Acquisition of interests in subsidiaries from non-controlling interests	-	(1,186)	-	-	-	-	-	-	(1,186)	(223,858)	(225,044)
Acquisition of subsidiaries (note 29)	-	-	-	-	-	-	-	-	-	100,374	100,374
Disposal of subsidiaries (note 29)	-	-	-	-	(11,754)	-	-	-	(11,754)	(727,036)	(738,790)
Disposal of interest in subsidiaries to minority interests	-	13,967	-	-	-	-	-	-	13,967	624,550	638,517
Dividends paid to non-controlling interests	-	-	-	-	-	-	-	-	-	(35,223)	(35,223)
<b>Total contributions by and distributions to owners</b>	-	82,376	-	-	(11,754)	-	-	(69,595)	1,027	(143,271)	(142,244)
At 31 December 2021	6,950,825	90,779	36,849	174,951	-	228,707	(1,554,630)	8,301,787	14,229,268	5,627,871	19,857,139

The notes on pages 26 to 113 form part of these financial statements.

## Consolidated Cash Flow Statement for the year ended 31 December 2021

	Year ended 31 December 2021 US\$'000	Year ended 31 December 2020 US\$'000
<b>Cash flows from operating activities</b>		
Profit before taxation	2,750,867	1,790,925
Adjustments for:		
Amortisation of intangible assets	1,369	1,624
Amortisation of deferred management costs	133	124
Depreciation of property, plant and equipment	28,137	22,604
(Gain)/loss on disposal of property, plant and equipment	(138)	1,030
Gain on acquisition/disposal of subsidiaries	(572,174)	(406,800)
Gain on disposal of associates	(7,360)	-
Gain on disposal of investment properties	(13,642)	-
Share of results (net of tax expense) of joint ventures	(164,047)	(73,508)
Share of results (net of tax expense) of associates	(501,336)	(194,043)
Changes in fair value of investment properties	(973,433)	(532,835)
Changes in fair value of financial assets	(288,301)	(155,069)
Impairment loss on trade and other receivables	993	12,387
Other expense	44,587	-
Net finance costs	403,435	152,653
Dividend income	(14,199)	-
Other income from disposal of investments in associates and financial assets	-	(8,647)
	694,891	610,445
Changes in working capital:		
Trade and other receivables	(669,592)	(1,106,929)
Trade and other payables	740,490	1,078,532
	765,789	582,048
Cash generated from operations	765,789	582,048
Tax paid	(150,973)	(94,582)
	614,816	487,466
<b>Net cash generated from operating activities</b>	<b>614,816</b>	<b>487,466</b>

The notes on pages 26 to 113 form part of these financial statements.

## Consolidated Cash Flow Statement for the year ended 31 December 2021 (continued)

	Note	Year ended 31 December 2021 US\$'000	Year ended 31 December 2020 US\$'000
<b>Cash flows from investing activities</b>			
Acquisitions of subsidiaries, net of cash acquired	29	(957,490)	(299,500)
Disposals of subsidiaries, net of cash disposed	29	4,224,412	2,432,012
Capital contribution to joint ventures		(756,503)	(773,393)
Acquisition of associates		-	(926,810)
Capital contribution to associates		(785,650)	(929,301)
Dividends received from joint ventures		10,850	-
Dividends received from associates		55,306	2,968
Payment for purchase of property, plant and equipment		(205,036)	(87,910)
Proceeds from sale of property, plant and equipment		1,033	1,282
Proceeds from disposal of other investments		7,704	422,325
Payment for purchase of other investments		(393,210)	(225,302)
Proceeds from disposal of associates and joint ventures		110,117	5,576
Withholding tax paid on disposal gain, dividend and interest income from subsidiaries		(219,850)	(148,059)
Acquisition of intangible assets		-	(18)
Proceeds from sale of investment properties		8,644	-
Development expenditure on investment properties		(1,279,504)	(1,082,681)
Deposit paid for acquisition of investment properties		(116,929)	(20,174)
Refund of deposits placed for other investments		-	11,522
Loans to joint ventures		(43,592)	(528,759)
Loans to associates		(48,313)	(23,058)
Loans to non-controlling interests		(7,243)	(49,503)
Loans to third parties		(349,419)	(60,315)
Loan to intermediate holding company		(753,760)	-
Loan to fellow subsidiaries		(68,135)	-
Loan repayment from jointly ventures		72,136	136,228
Loan repayment from associates		94,453	305,997
Loan repayment from non-controlling interests		41,293	7,350
Loan repayment from third parties		275,595	146,359
Loan repayment from fellow subsidiaries		68,135	-
Interest income received		61,470	34,092
<b>Net cash used in investing activities</b>		<b>(953,486)</b>	<b>(1,649,072)</b>

The notes on pages 26 to 113 form part of these financial statements.



## Consolidated Cash Flow Statement for the year ended 31 December 2021 (continued)

	<i>Note</i>	<i>Year ended 31 December 2021 US\$'000</i>	<i>Year ended 31 December 2020 US\$'000</i>
<b>Cash flows from financing activities</b>			
Capital contribution from non-controlling interests		457,544	626,175
Capital reduction from non-controlling interests		(244,589)	-
Deposits received from issue of co-invest shares		4,398	-
Repayment of loans from intermediate holding company	22(b)	-	(451,554)
Proceeds of loans from non-controlling interests	22(b)	-	8,849
Repayment of loans from non-controlling interests	22(b)	(10,202)	(10,672)
Proceeds of loans from joint ventures	22(b)	-	31,111
Repayment of loans from joint ventures	22(b)	-	(59,639)
Repayment of loans from associates	22(b)	-	(51,090)
Repayment of loans from third parties	22(b)	(637)	(3,990)
Proceeds from bank loans	22(b)	6,713,692	5,633,415
Repayment of bank loans	22(b)	(6,829,248)	(4,292,235)
Proceeds from issue of bonds	22(b)	2,751,731	599,999
Repayment of bonds	22(b)	(2,633,904)	(30,285)
Interest paid	22(b)	(500,670)	(488,279)
Dividends paid to non-controlling interests		(35,223)	(14,527)
Acquisition of interests in subsidiaries from non-controlling interests		(220,286)	(17,451)
Proceeds from disposal of interests in subsidiaries to non-controlling interests		638,517	-
Cash payments for principal portion of lease liabilities	22(b)	(14,400)	(4,622)
Cash payments for interest portion of lease liabilities	22(b)	(6,852)	(3,231)
<b>Net cash generated from financing activities</b>		<b>69,871</b>	<b>1,471,974</b>
<b>Net (decrease)/increase in cash and cash equivalents</b>		<b>(268,799)</b>	<b>310,368</b>
Cash and cash equivalents at beginning of year		1,222,062	859,715
Effect of exchange rate changes on cash balances held in foreign currencies		10,186	51,979
<b>Cash and cash equivalents at end of year</b>	<b>22</b>	<b>963,449</b>	<b>1,222,062</b>

The notes on pages 26 to 113 form part of these financial statements.

# Notes to the Financial Statements

## 1. General information

The Company was set up in Hong Kong on 15 October 2013 by CLH Limited, a subsidiary of GLP Pte. Ltd. which was incorporated in the Republic of Singapore (“Singapore”).

CLH Limited and Global Logistic Properties Holding Limited (“GLPH Limited”), two Cayman incorporated companies, are intermediate holding vehicles 100% owned by GLP Limited. CLH Limited holds its shares in project companies incorporated in the People’s Republic of China (the “PRC”) through various intermediate offshore holding companies incorporated in Barbados, Singapore and Hong Kong. GLPH Limited holds its shares in GLP Investment (Shanghai) Co. Ltd. (“CMC”), a management company incorporated in the PRC, through two intermediate holding companies, China Management Holding Srl, incorporated in Barbados, and China Management Holdings (Hong Kong) Limited, incorporated in Hong Kong.

In October 2013, subsequent to the establishment of the Company, GLP China Asset Holdings Limited (former name “Iowa China Asset Holdings (Hong Kong) Limited”) (“China Asset Holdco”) was then established as a direct subsidiary of the Company. GLP HK Holdings Limited (“HK Holding Platform”) and GLP SG Holdings Pte. Ltd. (“SG Holding Platform”) were then established as subsidiaries of China Asset Holdco.

On 20 May 2014, certain intermediate offshore holding companies incorporated in Singapore, together with their subsidiaries and joint ventures were transferred to SG Holding Platform, and the rest of the intermediate offshore holding companies incorporated in Barbados, Singapore and Hong Kong, together with their subsidiaries and joint ventures were then transferred to HK Holding Platform. On the same date, GLPH Limited transferred its shares in China Management Holding Srl to the Company.

Subsequent to the reorganisation mentioned above (the “Reorganisation”), the Company owns subsidiaries and joint ventures indirectly through offshore immediate holding companies. As part of the Reorganisation, the Company introduced new investors Khangai Company Limited, Khangai II Company Limited, GLP Associate (I) Limited and GLP Associate (II) LLC. CLH Limited’s percentage of interest in the Company was reduced to 66.2%.

## 2. Significant accounting policies

### (a) Statement of compliance

These financial statements have been prepared in accordance with all applicable Hong Kong Financial Reporting Standards (HKFRSs), which collective term includes all applicable individual Hong Kong Financial Reporting Standards, Hong Kong Accounting Standards (HKASs) and Interpretations issued by the Hong Kong Institute of Certified Public Accountants (HKICPA) and accounting principles generally accepted in Hong Kong and the requirements of the Hong Kong Companies Ordinance. Significant accounting policies adopted by the Group are disclosed below.

## 2. Significant accounting policies (continued)

The HKICPA has issued certain new and revised HKFRSs that are first effective or available for early adoption for the current accounting period of the Group and the Company. Note 2(c) provides information on any changes in accounting policies resulting from initial application of these developments to the extent that they are relevant to the Group for the current and prior accounting periods reflected in these financial statements.

### (b) Basis of preparation of the financial statements

The consolidated financial statements for the year ended 31 December 2021 comprise the Group and the Group's interests in associates and joint ventures.

The measurement basis used in the preparation of the financial statements is the historical cost basis except that the following assets and liabilities are stated at their fair value as explained in the accounting policies set out below:

- equity investments (see note 2(h)); and
- investment properties (see note 2(j)).

Non-current assets and disposal groups held for sale are stated at the lower of carrying amount and fair value less costs to sell (see note 2(z)).

The functional currency of the Company is Chinese Renminbi Yuan ("RMB"). These financial statements are presented in United States dollars ("USD") and rounded to the nearest thousand. All financial information presented in USD has been translated based on the accounting policy set out in note 2(x).

The preparation of financial statements in conformity with HKFRSs requires management to make judgements, estimates and assumptions that affect the application of policies and reported amounts of assets, liabilities, income and expenses. The estimates and associated assumptions are based on historical experience and various other factors that are believed to be reasonable under the circumstances, the results of which form the basis of making the judgements about carrying values of assets and liabilities that are not readily apparent from other sources. Actual results may differ from these estimates.

The estimates and underlying assumptions are reviewed on an ongoing basis. Revisions to accounting estimates are recognised in the period in which the estimate is revised if the revision affects only that period, or in the period of the revision and future periods if the revision affects both current and future periods.

Judgements made by management in the application of HKFRSs that have significant effect on the financial statements and major sources of estimation uncertainty are discussed in note 3.

## 2. Significant accounting policies (continued)

### (c) Changes in accounting policies

The Group has applied the following amendments to HKFRSs issued by the HKICPA to these financial statements for the current accounting period:

- Amendments to HKFRS 9, HKAS 39, HKFRS 7, HKFRS 4 and HKFRS 16, Interest Rate Benchmark Reform-Phase 2
- Amendment to HKFRS 16, Covid-19-related rent concessions beyond 30 June 2021

Other than the amendment to HKFRS 16, the Group has not applied any new standard or interpretation that is not yet effective for the current accounting period. There is no significant impact after adopting these amendments.

### (d) Subsidiaries and non-controlling interests

Subsidiaries are entities controlled by the Group. The Group controls an entity when it is exposed, or has rights, to variable returns from its involvement with the entity and has the ability to affect those returns through its power over the entity. When assessing whether the Group has power, only substantive rights (held by the Group and other parties) are considered.

An investment in a subsidiary is consolidated into the consolidated financial statements from the date that control commences until the date that control ceases. Intra-group balances, transactions and cash flows and any unrealised profits arising from intra-group transactions are eliminated in full in preparing the consolidated financial statements. Unrealised losses resulting from intra-group transactions are eliminated in the same way as unrealised gains but only to the extent that there is no evidence of impairment.

Non-controlling interests represent the equity in a subsidiary not attributable directly or indirectly to the Company, and in respect of which the Group has not agreed any additional terms with the holders of those interests which would result in the Group as a whole having a contractual obligation in respect of those interests that meets the definition of a financial liability. For each business combination, the Group can elect to measure any non-controlling interests either at fair value or at the non-controlling interests' proportionate share of the subsidiary's net identifiable assets.

Non-controlling interests are presented in the consolidated statement of financial position within equity, separately from equity attributable to the equity shareholders of the Company. Non-controlling interests in the results of the Group are presented on the face of the consolidated statement of comprehensive income as an allocation of the total comprehensive income for the year between non-controlling interests and the equity shareholders of the Company. Loans from holders of non-controlling interests and other contractual obligations towards these holders are presented as financial liabilities in the consolidated statement of financial position in accordance with notes 2(r) or 2(s) depending on the nature of the liability.

Changes in the Group's interest in a subsidiary that do not result in a loss of control are accounted for as equity transactions, whereby adjustments are made to the amounts of controlling and non-controlling interests within consolidated equity to reflect the change in relative interests, but no adjustments are made to goodwill and no gain or loss is recognised.

## 2. Significant accounting policies (continued)

When the Group loses control of a subsidiary, it is accounted for as a disposal of the entire interest in that subsidiary, with a resulting gain or loss being recognised in profit or loss. Any interest retained in that former subsidiary at the date when control is lost is recognised at fair value and this amount is regarded as the fair value on initial recognition of a financial asset (see note 2(h)) or, when appropriate, the cost on initial recognition of an investment in an associate or joint venture (see note 2(f)).

In the Company's statement of financial position, an investment in a subsidiary is stated at cost less impairment losses (see note 2(m)), unless the investment is classified as held for sale (or included in a disposal group that is classified as held for sale) (see note 2(z)).

### (e) *Business combination for entities under common control*

Business combinations arising from transfers of interests in entities that are under the control of the shareholder that controls the Group are accounted for as if the acquisition had occurred at the beginning of the earliest comparative period presented or, if later, at the date that common control was established. The assets and liabilities acquired are recognised at the carrying amounts recognised previously in the Group's controlling shareholder's consolidated financial statements. The components of equity of the acquired entities are added to the same components within Group's equity except that any share capital of the acquired entities is recognised as part of merger reserves in other reserves.

### (f) *Associates and joint ventures*

An associate is an entity in which the Group or the Company has significant influence, but not control or joint control, over its management, including participation in the financial and operating policy decisions.

A joint venture is an arrangement whereby the Group or the Company and other parties contractually agree to share control of the arrangement, and have rights to the net assets of the arrangement.

An investment in an associate or a joint venture is accounted for in the consolidated financial statements under the equity method, unless it is classified as held for sale (or included in a disposal group that is classified as held for sale) (see note 2(z)). Under the equity method, the investment is initially recorded at cost, adjusted for any excess of the Group's share of the acquisition-date fair values of the investee's identifiable net assets over the cost of the investment (if any). Thereafter, the investment is adjusted for the post acquisition change in the Group's share of the investee's net assets and any impairment loss relating to the investment (see notes 2(g) and 2(m)). Any acquisition-date excess over cost, the Group's share of the post-acquisition, post-tax results of the investees and any impairment losses for the year are recognised in the consolidated statement of comprehensive income, whereas the Group's share of the post-acquisition post-tax items of the investees' other comprehensive income is recognised in the consolidated statement of comprehensive income and other comprehensive income.

## 2. Significant accounting policies (continued)

When the Group's share of losses exceeds its interest in the associate or the joint venture, the Group's interest is reduced to nil and recognition of further losses is discontinued except to the extent that the Group has incurred legal or constructive obligations or made payments on behalf of the investee. For this purpose, the Group's interest is the carrying amount of the investment under the equity method together with the Group's long-term interests that in substance form part of the Group's net investment in the associate or the joint venture.

Unrealised profits and losses resulting from transactions between the Group and its associates and joint venture are eliminated to the extent of the Group's interest in the investee, except where unrealised losses provide evidence of an impairment of the asset transferred, in which case they are recognised immediately in profit or loss.

If an investment in an associate becomes an investment in a joint venture or vice versa, retained interest is not remeasured. Instead, the investment continues to be accounted for under the equity method.

In all other cases, when the Group ceases to have significant influence over an associate or joint control over a joint venture, it is accounted for as a disposal of the entire interest in that investee, with a resulting gain or loss being recognised in profit or loss. Any interest retained in that former investee at the date when significant influence or joint control is lost is recognised at fair value and this amount is regarded as the fair value on initial recognition of a financial asset (see note 2(h)).

In the Company's statement of financial position, investments in associates and joint venture are stated at cost less impairment losses (see note 2(m)), unless classified as held for sale (or included in a disposal group that is classified as held for sale) (see note 2(z)).

### (g) Goodwill

Goodwill represents the excess of

- (i) the aggregate of the fair value of the consideration transferred, the amount of any non-controlling interest in the acquiree and the fair value of the Group's previously held equity interest in the acquiree; over
- (ii) the net fair value of the acquiree's identifiable assets and liabilities measured as at the acquisition date.

When (ii) is greater than (i), then this excess is recognised immediately in profit or loss as a gain on a bargain purchase.

Goodwill is stated at cost less accumulated impairment losses. Goodwill arising on a business combination is allocated to each cash-generating unit, or groups of cash generating units, that is expected to benefit from the synergies of the combination and is tested annually for impairment (see note 2(m)).

On disposal of a cash generating unit during the year, any attributable amount of purchased goodwill is included in the calculation of the profit or loss on disposal.

## 2. Significant accounting policies (continued)

### (h) Other investments in debt and equity securities

The Group's policies for investments in debt and equity securities, other than investments in subsidiaries, associates and joint ventures, are set out below.

Investments in debt and equity securities are recognised/derecognised on the date the Group commits to purchase/sell the investment. The investments are initially stated at fair value plus directly attributable transaction costs, except for those investments measured at fair value through profit or loss (FVTPL) for which transaction costs are recognised directly in profit or loss. For an explanation of how the Group determines fair value of financial instruments, see note 30(f). These investments are subsequently accounted for as follows, depending on their classification.

#### (i) Investments other than equity investments

Non-equity investments held by the Group are classified into one of the following measurement categories:

- amortised cost, if the investment is held for the collection of contractual cash flows which represent solely payments of principal and interest. Interest income from the investment is calculated using the effective interest method (see note 2(w)(v)).
- fair value through other comprehensive income (FVOCI) - recycling, if the contractual cash flows of the investment comprise solely payments of principal and interest and the investment is held within a business model whose objective is achieved by both the collection of contractual cash flows and sale. Changes in fair value are recognised in other comprehensive income, except for the recognition in profit or loss of expected credit losses, interest income (calculated using the effective interest method) and foreign exchange gains and losses. When the investment is derecognised, the amount accumulated in other comprehensive income is recycled from equity to profit or loss.
- fair value through profit or loss (FVTPL) if the investment does not meet the criteria for being measured at amortised cost or FVOCI (recycling). Changes in the fair value of the investment (including interest) are recognised in profit or loss.

#### (ii) Equity investments

An investment in equity securities is classified as FVTPL unless the equity investment is not held for trading purposes and on initial recognition of the investment the Group makes an irrevocable election to designate the investment at FVOCI (non-recycling) such that subsequent changes in fair value are recognised in other comprehensive income. Such elections are made on an instrument-by-instrument basis, but may only be made if the investment meets the definition of equity from the issuer's perspective. Where such an election is made, the amount accumulated in other comprehensive income remains in the fair value reserve (non-recycling) until the investment is disposed of. At the time of disposal, the amount accumulated in the fair value reserve (non-recycling) is transferred to retained earnings. It is not recycled through profit or loss.

Dividends from an investment in equity securities, irrespective of whether classified as at FVTPL or FVOCI, are recognised in profit or loss as other income in accordance with the policy set out in note 2(w)(iv).

## 2. Significant accounting policies (continued)

### (i) Property, plant and equipment

The following properties held for own use are stated at their revalued amount, being their fair value at the date of the revaluation less any subsequent accumulated depreciation:

- Buildings held for own use

Revaluations are performed with sufficient regularity to ensure that the carrying amount of these assets does not differ materially from that which would be determined using fair values at the end of reporting period.

The other items of property, plant and equipment are stated at cost less accumulated depreciation and impairment losses:

Changes arising on the revaluation of properties held for own use are generally dealt with in other comprehensive income and are accumulated separately in equity in the property revaluation reserve. The only exceptions are as follows:

- when a deficit arises on revaluation, it will be charged to profit or loss to the extent that it exceeds the amount held in the reserve in respect of that same asset immediately prior to the revaluation; and
- when a surplus arises on revaluation, it will be credited to profit or loss to the extent that a deficit on revaluation in respect of that same asset had previously been charged to profit or loss.

The cost of self-constructed items of property, plant and equipment includes the cost of materials, direct labour, the initial estimate, where relevant, of the costs of dismantling and removing the items and restoring the site on which they are located, and an appropriate proportion of production overheads and borrowing costs (see note 2(y)).

Gains or losses arising from the retirement or disposal of an item of property, plant and equipment are determined as the difference between the net disposal proceeds and the carrying amount of the item and are recognised in profit or loss on the date of retirement or disposal. Any related revaluation surplus is transferred from the revaluation reserve to retained profits and is not reclassified to profit or loss.

Depreciation is calculated to write off the cost or valuation of items of property, plant and equipment, less their estimated residual value, if any, using the straight line method over their estimated useful lives ranging from 2 to 20 years.

Where parts of an item of property, plant and equipment have different useful lives, the cost or valuation of the item is allocated on a reasonable basis between the parts and each part is depreciated separately. Both the useful life of an asset and its residual value, if any, are reviewed annually.



## 2. Significant accounting policies (continued)

### (j) *Investment properties*

Investment properties are properties held either to earn rental income or for capital appreciation or both, but not for sale in the ordinary course of business, used in the production or supply of goods or services, or for administrative purposes. Investment properties comprise completed investment properties, investment properties under re-development, properties under development and land held for development.

Land held for development represents lease prepayments for acquiring rights to use land in the PRC with periods ranging from 40 to 50 years. Such rights granted with consideration are recognised initially at acquisition cost.

#### (i) Completed investment properties and investment properties under re-development

Completed investment properties and investment properties under re-development are measured at fair value with any changes therein recognised in profit or loss. Rental income from investment properties is accounted for in the manner described in note 2(w).

#### (ii) Properties under development and land held for development

Property that is being constructed or developed for future use as investment property is initially recognised at cost, including transaction costs, and subsequently at fair value with any change therein recognised in profit or loss.

The cost of properties under development comprises specifically identified cost, including the acquisition cost of land use rights for properties under development, aggregate cost of development, materials and supplies, wages and other direct expenses, an appropriate proportion of overheads and borrowing costs capitalised (see note 2(y)).

When an investment property is disposed of, the resulting gain or loss recognised in profit or loss is the difference between net disposal proceeds and the carrying amount of the property.

### (k) *Intangible assets (other than goodwill)*

Other intangible assets that are acquired by the Group and have finite useful lives are measured at costs less accumulated amortisation and accumulated impairment losses (see note 2(m)). Expenditure on internally generated goodwill and brands is recognised as an expense in the period in which it is incurred.

## 2. Significant accounting policies (continued)

Amortisation of intangible assets with finite useful lives is charged to profit or loss on a straight-line basis over the assets' estimated useful lives. The following intangible assets with finite useful lives are amortised from the date they are available for use and their estimated useful lives are as follows:

Trademarks	20 years
Non-competition agreement	over the term of relevant agreement
License rights	over the term of the license period

Both the period and method of amortisation are reviewed annually.

### (I) Leased assets

At inception of a contract, the Group assesses whether the contract is, or contains, a lease. A contract is, or contains, a lease if the contract conveys the right to control the use of an identified asset for a period of time in exchange for consideration. Control is conveyed where the customer has both the right to direct the use of the identified asset and to obtain substantially all of the economic benefits from that use.

#### (i) As a lessee

Where the contract contains lease component(s) and non-lease component(s), the Group has elected not to separate non-lease components and accounts for each lease component and any associated non-lease components as a single lease component for all leases.

At the lease commencement date, the Group recognises a right-of-use asset and a lease liability, except for short-term leases that have a lease term of 12 months or less and leases of low-value assets which, for the Group, are motor vehicles and office furniture. When the Group enters into a lease in respect of a low-value asset, the Group decides whether to capitalise the lease on a lease-by-lease basis. The lease payments associated with those leases which are not capitalised are recognised as an expense on a systematic basis over the lease term.

Where the lease is capitalised, the lease liability is initially recognised at the present value of the lease payments payable over the lease term, discounted using the interest rate implicit in the lease or, if that rate cannot be readily determined, using a relevant incremental borrowing rate. After initial recognition, the lease liability is measured at amortised cost and interest expense is calculated using the effective interest method. Variable lease payments that do not depend on an index or rate are not included in the measurement of the lease liability and hence are charged to profit or loss in the accounting period in which they are incurred.

## 2. Significant accounting policies (continued)

The right-of-use asset recognised when a lease is capitalised is initially measured at cost, which comprises the initial amount of the lease liability plus any lease payments made at or before the commencement date, and any initial direct costs incurred. Where applicable, the cost of the right-of-use assets also includes an estimate of costs to dismantle and remove the underlying asset or to restore the underlying asset or the site on which it is located, discounted to their present value, less any lease incentives received. The right-of-use asset is subsequently stated at cost less accumulated depreciation and impairment losses (see notes 2(m)), except for the following types of right-of-use asset:

- right-of-use assets that meet the definition of investment property are carried at fair value in accordance with note 2(j);
- right-of-use assets related to interests in leasehold land where the interest in the land is held as inventory are carried at the lower of cost and net realisable value in accordance with note 2(n).

The lease liability is remeasured when there is a change in future lease payments arising from a change in an index or rate, or there is a change in the Group's estimate of the amount expected to be payable under a residual value guarantee, or there is a change arising from the reassessment of whether the Group will be reasonably certain to exercise a purchase, extension or termination option. When the lease liability is remeasured in this way, a corresponding adjustment is made to the carrying amount of the right-of-use asset, or is recorded in profit or loss if the carrying amount of the right-of-use asset has been reduced to zero.

The lease liability is also remeasured when there is a change in the scope of a lease or the consideration for a lease that is not originally provided for in the lease contract ("lease modification") that is not accounted for as a separate lease. In this case the lease liability is remeasured based on the revised lease payments and lease term using a revised discount rate at the effective date of the modification. The only exceptions are any rent concessions which arose as a direct consequence of the COVID-19 pandemic and which satisfied the conditions set out in paragraph 46B of HKFRS 16 *Leases*. In such cases, the Group took advantage of the practical expedient not to assess whether the rent concessions are lease modifications, and recognised the change in consideration as negative variable lease payments in profit or loss in the period in which the event or condition that triggers the rent concessions occurred.

In the statement of financial position, the current portion of long-term lease liabilities is determined as the principal portion of contractual payments that are due to be settled within twelve months after the reporting period.

### (ii) As a lessor

When the Group acts as a lessor, it determines at lease inception whether each lease is a finance lease or an operating lease. A lease is classified as a finance lease if it transfers substantially all the risks and rewards incidental to the ownership of an underlying assets to the lessee. If this is not the case, the lease is classified as an operating lease.

When a contract contains lease and non-lease components, the Group allocates the consideration in the contract to each component on a relative stand-alone selling price basis. The rental income from operating leases is recognised in accordance with note 2(v)(i).

## 2. Significant accounting policies (continued)

When the Group is an intermediate lessor, the sub-leases are classified as a finance lease or as an operating lease with reference to the right-of-use asset arising from the head lease. If the head lease is a short-term lease to which the Group applies the exemption described in note 2(l)(i), then the Group classifies the sub-lease as an operating lease.

### (m) Credit losses and impairment of assets

#### (i) Credit losses from financial instruments, contract assets and lease receivables

The Group recognises a loss allowance for expected credit losses (ECLs) on the following items:

- financial assets measured at amortised cost (including cash and cash equivalents, trade and other receivables and loans to associates);
- contract assets as defined in HKFRS 15 (see note 2(o));
- debt securities measured at FVOCI (recycling);
- lease receivables; and
- loan commitments issued, which are not measured at FVTPL

Other financial assets measured at fair value, including units in bond funds, equity securities measured at FVTPL, equity securities designated at FVOCI (non-recycling) and derivative financial assets, are not subject to the ECL assessment.

#### Measurement of ECLs

ECLs are a probability-weighted estimate of credit losses. Credit losses are measured as the present value of all expected cash shortfalls (i.e. the difference between the cash flows due to the Group in accordance with the contract and the cash flows that the Group expects to receive).

For undrawn loan commitments, expected cash shortfalls are measured as the difference between (i) the contractual cash flows that would be due to the Group if the holder of the loan commitment draws down on the loan and (ii) the cash flows that the Group expects to receive if the loan is drawn down.

The expected cash shortfalls are discounted using the following discount rates where the effect of discounting is material:

- fixed-rate financial assets, trade and other receivables and contract assets: effective interest rate determined at initial recognition or an approximation thereof;
- variable-rate financial assets: current effective interest rate;
- lease receivables: discount rate used in the measurement of the lease receivable;
- loan commitments: current risk-free rate adjusted for risks specific to the cash flows.

## 2. Significant accounting policies (continued)

The maximum period considered when estimating ECLs is the maximum contractual period over which the Group is exposed to credit risk.

In measuring ECLs, the Group takes into account reasonable and supportable information that is available without undue cost or effort. This includes information about past events, current conditions and forecasts of future economic conditions.

ECLs are measured on either of the following bases:

- 12-month ECLs: these are losses that are expected to result from possible default events within the 12 months after the reporting date; and
- lifetime ECLs: these are losses that are expected to result from all possible default events over the expected lives of the items to which the ECL model applies.

Loss allowances for trade receivables, lease receivables and contract assets are always measured at an amount equal to lifetime ECLs. ECLs on these financial assets are estimated using a provision matrix based on the Group's historical credit loss experience, adjusted for factors that are specific to the debtors and an assessment of both the current and forecast general economic conditions at the reporting date.

For all other financial instruments (including loan commitments issued), the Group recognises a loss allowance equal to 12-month ECLs unless there has been a significant increase in credit risk of the financial instrument since initial recognition, in which case the loss allowance is measured at an amount equal to lifetime ECLs.

Significant increases in credit risk

In assessing whether the credit risk of a financial instrument (including a loan commitment) has increased significantly since initial recognition, the Group compares the risk of default occurring on the financial instrument assessed at the reporting date with that assessed at the date of initial recognition. In making this reassessment, the Group considers that a default event occurs when (i) the borrower is unlikely to pay its credit obligations to the Group in full, without recourse by the Group to actions such as realising security (if any is held); or (ii) the financial asset is 90 days past due. The Group considers both quantitative and qualitative information that is reasonable and supportable, including historical experience and forward-looking information that is available without undue cost or effort.

In particular, the following information is taken into account when assessing whether credit risk has increased significantly since initial recognition:

- failure to make payments of principal or interest on their contractually due dates;
- an actual or expected significant deterioration in a financial instrument's external or internal credit rating (if available);
- an actual or expected significant deterioration in the operating results of the debtor; and
- existing or forecast changes in the technological, market, economic or legal environment that have a significant adverse effect on the debtor's ability to meet its obligation to the Group.

## 2. Significant accounting policies (continued)

For loan commitments, the date of initial recognition for the purpose of assessing ECLs is considered to be the date that the Group becomes a party to the irrevocable commitment. In assessing whether there has been a significant increase in credit risk since initial recognition of a loan commitment, the Group considers changes in the risk of default occurring on the loan to which the loan commitment relates.

Depending on the nature of the financial instruments, the assessment of a significant increase in credit risk is performed on either an individual basis or a collective basis. When the assessment is performed on a collective basis, the financial instruments are grouped based on shared credit risk characteristics, such as past due status and credit risk ratings.

ECLs are remeasured at each reporting date to reflect changes in the financial instrument's credit risk since initial recognition. Any change in the ECL amount is recognised as an impairment gain or loss in profit or loss. The Group recognises an impairment gain or loss for all financial instruments with a corresponding adjustment to their carrying amount through a loss allowance account, except for investments in debt securities that are measured at FVOCI (recycling), for which the loss allowance is recognised in other comprehensive income and accumulated in the fair value reserve (recycling).

### Basis of calculation of interest income

Interest income recognised in accordance with note 2(w)(v) is calculated based on the gross carrying amount of the financial asset unless the financial asset is credit-impaired, in which case interest income is calculated based on the amortised cost (i.e. the gross carrying amount less loss allowance) of the financial asset. At each reporting date, the Group assesses whether a financial asset is credit-impaired. A financial asset is credit-impaired when one or more events that have a detrimental impact on the estimated future cash flows of the financial asset have occurred.

Evidence that a financial asset is credit-impaired includes the following observable events:

- significant financial difficulties of the debtor;
- a breach of contract, such as a default or delinquency in interest or principal payments;
- it becoming probable that the borrower will enter into bankruptcy or other financial reorganisation;
- significant changes in the technological, market, economic or legal environment that have an adverse effect on the debtor; or
- the disappearance of an active market for a security because of financial difficulties of the issuer.

### Write-off policy

The gross carrying amount of a financial asset, lease receivable or contract asset is written off (either partially or in full) to the extent that there is no realistic prospect of recovery. This is generally the case when the Group determines that the debtor does not have assets or sources of income that could generate sufficient cash flows to repay the amounts subject to the write-off.

## 2. Significant accounting policies (continued)

Subsequent recoveries of an asset that was previously written off are recognised as a reversal of impairment in profit or loss in the period in which the recovery occurs.

### (ii) Credit losses from financial guarantees issued

Financial guarantees are contracts that require the issuer (i.e. the guarantor) to make specified payments to reimburse the beneficiary of the guarantee (the “holder”) for a loss the holder incurs because a specified debtor fails to make payment when due in accordance with the terms of a debt instrument.

Financial guarantees issued are initially recognised within “trade and other payables at fair value, which is determined by reference to fees charged in an arm’s length transaction for similar services, when such information is obtainable, or to interest rate differentials, by comparing the actual rates charged by lenders when the guarantee is made available with the estimated rates that lenders would have charged, had the guarantees not been available, where reliable estimates of such information can be made. Where consideration is received or receivable for the issuance of the guarantee, the consideration is recognised in accordance with the Group’s policies applicable to that category of asset. Where no such consideration is received or receivable, an immediate expense is recognised in profit or loss.

Subsequent to initial recognition, the amount initially recognised as deferred income is amortised in profit or loss over the term of the guarantee as income from financial guarantees issued (see note 2(w)(viii)).

The Group monitors the risk that the specified debtor will default on the contract and recognises a provision when ECLs on the financial guarantees are determined to be higher than the amount carried in “trade and other payables” in respect of the guarantees (i.e. the amount initially recognised, less accumulated amortisation).

To determine ECLs, the Group considers changes in the risk of default of the specified debtor since the issuance of the guarantee. A 12-month ECL is measured unless the risk that the specified debtor will default has increased significantly since the guarantee is issued, in which case a lifetime ECL is measured. The same definition of default and the same assessment of significant increase in credit risk as described in note 2(m)(i) apply.

As the Group is required to make payments only in the event of a default by the specified debtor in accordance with the terms of the instrument that is guaranteed, an ECL is estimated based on the expected payments to reimburse the holder for a credit loss that it incurs less any amount that the Group expects to receive from the holder of the guarantee, the specified debtor or any other party. The amount is then discounted using the current risk-free rate adjusted for risks specific to the cash flows.

## 2. Significant accounting policies (continued)

### (iii) Impairment of other non-current assets

Internal and external sources of information are reviewed at the end of each reporting period to identify indications that the following assets may be impaired or, except in the case of goodwill, an impairment loss previously recognised no longer exists or may have decreased:

- property, plant and equipment, including right-of-use assets (other than properties carried at revalued amounts);
- pre-paid interests in leasehold land classified as being held under an operating lease;
- intangible assets;
- goodwill; and
- investments in subsidiaries, associates and joint ventures in the Company's and the Group's statement of financial position.

If any such indication exists, the asset's recoverable amount is estimated. In addition, for goodwill, intangible assets that are not yet available for use and intangible assets that have indefinite useful lives, the recoverable amount is estimated annually whether or not there is any indication of impairment.

#### - Calculation of recoverable amount

The recoverable amount of an asset is the greater of its fair value less costs of disposal and value in use. In assessing value in use, the estimated future cash flows are discounted to their present value using a pre-tax discount rate that reflects current market assessments of the time value of money and the risks specific to the asset. Where an asset does not generate cash inflows largely independent of those from other assets, the recoverable amount is determined for the smallest group of assets that generates cash inflows independently (i.e. a cash-generating unit).

#### - Recognition of impairment losses

An impairment loss is recognised in profit or loss if the carrying amount of an asset, or the cash-generating unit to which it belongs, exceeds its recoverable amount. Impairment losses recognised in respect of cash-generating units are allocated first to reduce the carrying amount of any goodwill allocated to the cash-generating unit (or group of units) and then, to reduce the carrying amount of the other assets in the unit (or group of units) on a pro rata basis, except that the carrying value of an asset will not be reduced below its individual fair value less costs of disposal (if measurable) or value in use (if determinable).

#### - Reversals of impairment losses

In respect of assets other than goodwill, an impairment loss is reversed if there has been a favourable change in the estimates used to determine the recoverable amount. An impairment loss in respect of goodwill is not reversed.

A reversal of an impairment loss is limited to the asset's carrying amount that would have been determined had no impairment loss been recognised in prior years. Reversals of impairment losses are credited to profit or loss in the year in which the reversals are recognised.



## 2. Significant accounting policies (continued)

### (n) Inventories

Inventories are carried at the lower of cost and net realisable value.

Cost is calculated using the individual valuation method and comprises all costs of purchase, costs of conversion and other costs incurred in bringing the inventories to their present location and condition.

Net realisable value is the estimated selling price in the ordinary course of business less the estimated costs of completion and the estimated costs necessary to make the sale.

When inventories are sold, the carrying amount of those inventories is recognised as an expense in the period in which the related revenue is recognised.

The amount of any writedown of inventories to net realisable value and all losses of inventories are recognised as an expense in the period the write-down or loss occurs. The amount of any reversal of any writedown of inventories is recognised as a reduction in the amount of inventories recognised as an expense in the period in which the reversal occurs.

### (o) Contract assets and contract liabilities

A contract asset is recognised when the Group recognises revenue (see note 2(w)) before being unconditionally entitled to the consideration under the payment terms set out in the contract. Contract assets are assessed for expected credit losses (ECL) in accordance with the policy set out in note 2(m)(i) and are reclassified to receivables when the right to the consideration has become unconditional (see note 2(n)).

A contract liability is recognised when the customer pays non-refundable consideration before the Group recognises the related revenue (see note 2(w)). A contract liability would also be recognised if the Group has an unconditional right to receive non-refundable consideration before the Group recognises the related revenue. In such cases, a corresponding receivable would also be recognised (see note 2(p)).

For a single contract with the customer, either a net contract asset or a net contract liability is presented. For multiple contracts, contract assets and contract liabilities of unrelated contracts are not presented on a net basis.

When the contract includes a significant financing component, the contract balance includes interest accrued under the effective interest method (see note 2(w)).

### (p) Trade and other receivables

A receivable is recognised when the Group has an unconditional right to receive consideration. A right to receive consideration is unconditional if only the passage of time is required before payment of that consideration is due. If revenue has been recognised before the Group has an unconditional right to receive consideration, the amount is presented as a contract asset (see note 2(m)).

Receivables are stated at amortised cost using the effective interest method less allowance for credit losses (see note 2(m)(i)).

## 2. Significant accounting policies (continued)

### (q) Cash and cash equivalents

Cash and cash equivalents comprise cash at bank and on hand, demand deposits with banks and other financial institutions, and short-term, highly liquid investments that are readily convertible into known amounts of cash and which are subject to an insignificant risk of changes in value, having been within three months of maturity at acquisition. Bank overdrafts that are repayable on demand and form an integral part of the Group's cash management are also included as a component of cash and cash equivalents for the purpose of the consolidated cash flow statement.

### (r) Trade and other payables

Trade and other payables are initially recognised at fair value. Except for financial guarantee liabilities, trade and other payables are subsequently stated at amortised cost unless the effect of discounting would be immaterial, in which case they are stated at cost.

### (s) Interest-bearing borrowings

Interest-bearing borrowings are measured initially at fair value less transaction costs. Subsequent to initial recognition, interest-bearing borrowings are stated at amortised cost using the effective interest method. Interest expense is recognised in accordance with the Group's accounting policy for borrowing costs (see note 2(y)).

### (t) Employee benefits

#### (i) Short-term employee benefits and contributions to defined contribution retirement plans

Salaries, annual bonuses, paid annual leave, contributions to defined contribution retirement plans and the cost of non-monetary benefits are accrued in the year in which the associated services are rendered by employees. Where payment or settlement is deferred and the effect would be material, these amounts are stated at their present values.

#### (ii) Share-based payments

For equity-settled share-based payment arrangements, the fair value of share awards and share options granted to employees is recognised as an employee cost with a corresponding increase in a capital reserve within equity. The fair value is measured at grant date using the option pricing model, taking into account the terms and conditions upon which the options were granted. Where the employees have to meet vesting conditions before becoming unconditionally entitled to the options, the total estimated fair value of the options is spread over the vesting period, taking into account the probability that the options will vest.

During the vesting period, the number of share awards and share options that is expected to vest is reviewed. Any resulting adjustment to the cumulative fair value recognised in prior years is charged/credited to the profit or loss for the year of the review, unless the original employee expenses qualify for recognition as an asset, with a corresponding adjustment to the capital reserve. On vesting date, the amount recognised as an expense is adjusted to reflect the actual number of options that vest (with a corresponding adjustment to the capital reserve) except where forfeiture is only due to not achieving vesting conditions that relate to the market price of the Group's shares. The equity amount is recognised in the capital reserve until either the option is exercised (when it is included in the amount recognised in share capital for the shares issued) or the option expires (when it is released directly to retained profits). If the equity instruments granted to employees vest immediately, the fair

## 2. Significant accounting policies (continued)

value of the equity instruments granted is fully recognised as costs or expenses on the grant date, with a corresponding increase in capital reserve.

For cash-settled share-based payment arrangements, the fair value of the amount payable to employees which is settled in cash, is recognised as an expense with a corresponding increase in liabilities, over the period during which the employees become unconditionally entitled to payment. The liability is remeasured at each reporting date and at settlement date based on the fair value of the cash-settled share-base payment arrangement. Any changes in the liability are recognised in profit or loss.

### (iii) Termination benefits

Termination benefits are recognised at the earlier of when the Group can no longer withdraw the offer of those benefits and when it recognises restructuring costs involving the payment of termination benefits.

### (u) **Income tax**

Income tax for the year comprises current tax and movements in deferred tax assets and liabilities. Current tax and movements in deferred tax assets and liabilities are recognised in profit or loss except to the extent that they relate to items recognised in other comprehensive income or directly in equity, in which case the relevant amounts of tax are recognised in other comprehensive income or directly in equity, respectively.

Current tax is the expected tax payable on the taxable income for the year, using tax rates enacted or substantively enacted at the end of the reporting period, and any adjustment to tax payable in respect of previous years.

Deferred tax assets and liabilities arise from deductible and taxable temporary differences respectively, being the differences between the carrying amounts of assets and liabilities for financial reporting purposes and their tax bases. Deferred tax assets also arise from unused tax losses and unused tax credits.

Apart from certain limited exceptions, all deferred tax liabilities, and all deferred tax assets to the extent that it is probable that future taxable profits will be available against which the asset can be utilised, are recognised. Future taxable profits that may support the recognition of deferred tax assets arising from deductible temporary differences include those that will arise from the reversal of existing taxable temporary differences, provided those differences relate to the same taxation authority and the same taxable entity, and are expected to reverse either in the same period as the expected reversal of the deductible temporary difference or in periods into which a tax loss arising from the deferred tax asset can be carried back or forward. The same criteria are adopted when determining whether existing taxable temporary differences support the recognition of deferred tax assets arising from unused tax losses and credits, that is, those differences are taken into account if they relate to the same taxation authority and the same taxable entity, and are expected to reverse in a period, or periods, in which the tax loss or credit can be utilised.

## 2. Significant accounting policies (continued)

The limited exceptions to recognition of deferred tax assets and liabilities are those temporary differences arising from goodwill not deductible for tax purposes, the initial recognition of assets or liabilities that affect neither accounting nor taxable profit (provided they are not part of a business combination), and temporary differences relating to investments in subsidiaries to the extent that, in the case of taxable differences, the Group controls the timing of the reversal and it is probable that the differences will not reverse in the foreseeable future, or in the case of deductible differences, unless it is probable that they will reverse in the future.

Where investment properties are carried at their fair value in accordance with the accounting policy set out in note 2(j), the amount of deferred tax recognised is measured using the tax rates that would apply on sale of those assets at their carrying value at the reporting date unless the property is depreciable and is held within a business model whose objective is to consume substantially all of the economic benefits embodied in the property over time, rather than through sale. In all other cases, the amount of deferred tax recognised is measured based on the expected manner of realisation or settlement of the carrying amount of the assets and liabilities, using tax rates enacted or substantively enacted at the end of the reporting period. Deferred tax assets and liabilities are not discounted.

The carrying amount of a deferred tax asset is reviewed at the end of each reporting period and is reduced to the extent that it is no longer probable that sufficient taxable profits will be available to allow the related tax benefit to be utilised. Any such reduction is reversed to the extent that it becomes probable that sufficient taxable profits will be available.

Additional income taxes that arise from the distribution of dividends are recognised when the liability to pay the related dividends is recognised.

Current tax balances and deferred tax balances, and movements therein, are presented separately from each other and are not offset. Current tax assets are offset against current tax liabilities, and deferred tax assets against deferred tax liabilities, if the Company or the Group has the legally enforceable right to set off current tax assets against current tax liabilities and the following additional conditions are met:

- in the case of current tax assets and liabilities, the Company or the Group intends either to settle on a net basis, or to realise the asset and settle the liability simultaneously; or
- in the case of deferred tax assets and liabilities, if they relate to income taxes levied by the same taxation authority on either:
  - the same taxable entity; or
  - different taxable entities, which, in each future period in which significant amounts of deferred tax liabilities or assets are expected to be settled or recovered, intend to realise the current tax assets and settle the current tax liabilities on a net basis or realise and settle simultaneously.

## 2. Significant accounting policies (continued)

### (v) Provisions and contingent liabilities

#### (i) Provisions and contingent liabilities

Provisions are recognised when the Group has a legal or constructive obligation arising as a result of a past event, it is probable that an outflow of economic benefits will be required to settle the obligation and a reliable estimate can be made. Where the time value of money is material, provisions are stated at the present value of the expenditure expected to settle the obligation.

Where it is not probable that an outflow of economic benefits will be required, or the amount cannot be estimated reliably, the obligation is disclosed as a contingent liability, unless the probability of outflow of economic benefits is remote. Possible obligations, whose existence will only be confirmed by the occurrence or non-occurrence of one or more future events are also disclosed as contingent liabilities unless the probability of outflow of economic benefits is remote.

#### (ii) Onerous contracts

An onerous contract exists when the Group has a contract under which the unavoidable costs of meeting the obligations under the contract exceed the economic benefits expected to be received from the contract. Provisions for onerous contracts are measured at the present value of the lower of the expected cost of terminating the contract and the net cost of continuing with the contract.

#### (iii) Contingent liabilities assumed in business combinations

Contingent liabilities assumed in a business combination which are present obligations at the date of acquisition are initially recognised at fair value, provided the fair value can be reliably measured. After their initial recognition at fair value, such contingent liabilities are recognised at the higher of the amount initially recognised, less accumulated amortization where appropriate, and the amount that would be determined in accordance with note 2(v)(i). Contingent liabilities assumed in a business combination that cannot be reliably fair valued or were not present obligations at the date of acquisition are disclosed in accordance with note 2(v)(i).

### (w) Revenue recognition and other income

Income is classified by the Group as revenue when it arises from the sale of goods, the provision of services or the use by others of the Group's assets under leases in the ordinary course of the Group's business.

Revenue is recognised when control over a product or service is transferred to the customer, or the lessee has the right to use the asset, at the amount of promised consideration to which the Group is expected to be entitled, excluding those amounts collected on behalf of third parties. Revenue excludes value added tax or other sales taxes and is after deduction of any trade discounts.

## 2. Significant accounting policies (continued)

Where the contract contains a financing component which provides a significant financing benefit to the customer for more than 12 months, revenue is measured at the present value of the amount receivable, discounted using the discount rate that would be reflected in a separate financing transaction with the customer, and interest income is accrued separately under the effective interest method. Where the contract contains a financing component which provides a significant financing benefit to the Group, revenue recognised under that contract includes the interest expense accreted on the contract liability under the effective interest method. The Group takes advantage of the practical expedient in paragraph 63 of HKFRS 15 and does not adjust the consideration for any effects of a significant financing component if the period of financing is 12 months or less.

Further details of the Group's revenue and other income recognition policies are as follows:

(i) Rental income from operating leases

Rental income receivable under operating leases is recognised in profit or loss in equal instalments over the periods covered by the lease term, except where an alternative basis is more representative of the pattern of benefits to be derived from the use of the leased asset. Lease incentives granted are recognised in profit or loss as an integral part of the aggregate net lease payments receivable. Contingent rentals are recognised as income in the accounting period in which they are earned.

(ii) Sales of goods

Revenue is recognised when the customer takes possession of and accepts the products. If the products are a partial fulfilment of a contract covering other goods and/or services, then the amount of revenue recognised is an appropriate proportion of the total transaction price under the contract, allocated between all the goods and services promised under the contract on a relative stand-alone selling price basis.

(iii) Management fee income

Management fee income is recognised in profit or loss as and when services are rendered.

(iv) Dividends

- Dividend income from unlisted investments is recognised when the shareholder's right to receive payment is established.
- Dividend income from listed investments is recognised when the share price of the investment goes ex-dividend.

(v) Interest income

Interest income is recognised as it accrues using the effective interest method.

## 2. Significant accounting policies (continued)

### (vi) Government grants

Government grants are recognised in the statement of financial position initially when there is reasonable assurance that they will be received and that the Group will comply with the conditions attaching to them. Grants that compensate the Group for expenses incurred are recognised as income in profit or loss on a systematic basis in the same periods in which the expenses are incurred. Grants that compensate the Group for the cost of an asset are deducted from the carrying amount of the asset and consequently are effectively recognised in profit or loss over the useful life of the asset by way of reduced depreciation expense.

### (vii) Finance income under finance lease

Where the Group provides finance leasing of its warehouses and machines to customers, the Group recognises profit or loss equivalent to the profit or loss resulting from an outright sale of the warehouses and machines products being leased at normal selling prices and finance income over the period of the lease. Finance income implicit in finance lease is recognised over the period of the lease so as to produce an approximately constant periodic rate of return on the outstanding net investment in the lease for each accounting period. Commission paid to dealers for acquisition of finance lease contract is included in the carrying value of the assets and amortised to the profit or loss over the expected life of the lease as an adjustment to finance income.

### (viii) Income from financial guarantees issued

Income from financial guarantees issued is recognised over the term of the guarantees (see note 2(m)(ii)).

### (x) **Translation of foreign currencies**

Foreign currency transactions during the year are translated at the foreign exchange rates ruling at the transaction dates. Monetary assets and liabilities denominated in foreign currencies are translated at the foreign exchange rates ruling at the end of the reporting period. Exchange gains and losses are recognised in profit or loss, except those arising from foreign currency borrowings used to hedge a net investment in a foreign operation which are recognised in other comprehensive income.

Non-monetary assets and liabilities that are measured in terms of historical cost in a foreign currency are translated using the foreign exchange rates ruling at the transaction dates. Nonmonetary assets and liabilities denominated in foreign currencies that are stated at fair value are translated using the foreign exchange rates ruling at the dates the fair value was measured.

## 2. Significant accounting policies (continued)

The results of foreign operations are translated into USD at the exchange rates approximating the foreign exchange rates ruling at the dates of the transactions. Statement of financial position items, including goodwill arising on consolidation of foreign operations acquired on or after 1 January 2005, are translated into USD at the closing foreign exchange rates at the end of the reporting period. The resulting exchange differences are recognised in other comprehensive income and accumulated separately in equity in the exchange reserve. Goodwill arising on consolidation of a foreign operation acquired before 1 January 2005 is translated at the foreign exchange rate that applied at the date of acquisition of the foreign operation.

On disposal of a foreign operation, the cumulative amount of the exchange differences relating to that foreign operation is reclassified from equity to profit or loss when the profit or loss on disposal is recognised.

### (y) **Borrowing costs**

Borrowing costs that are directly attributable to the acquisition, construction or production of an asset which necessarily takes a substantial period of time to get ready for its intended use or sale are capitalised as part of the cost of that asset. Other borrowing costs are expensed in the period in which they are incurred.

The capitalisation of borrowing costs as part of the cost of a qualifying asset commences when expenditure for the asset is being incurred, borrowing costs are being incurred and activities that are necessary to prepare the asset for its intended use or sale are in progress. Capitalisation of borrowing costs is suspended or ceases when substantially all the activities necessary to prepare the qualifying asset for its intended use or sale are interrupted or complete.

### (z) **Non-current assets held for sale and discontinued operations**

#### (i) Non-current assets held for sale

A non-current asset (or disposal group) is classified as held for sale if it is highly probable that its carrying amount will be recovered through a sale transaction rather than through continuing use and the asset (or disposal group) is available for sale in its present condition. A disposal group is a group of assets to be disposed of together as a group in a single transaction, and liabilities directly associated with those assets that will be transferred in the transaction.

When the Group is committed to a sale plan involving loss of control of a subsidiary, all the assets and liabilities of that subsidiary are classified as held for sale when the above criteria for classification as held for sale are met, regardless of whether the Group will retain a non-controlling interest in the subsidiary after the sale.



## 2. Significant accounting policies (continued)

Immediately before classification as held for sale, the measurement of the non-current assets (and all individual assets and liabilities in a disposal group) is brought up-to-date in accordance with the accounting policies before the classification. Then, on initial classification as held for sale and until disposal, the non-current assets (except for certain assets as explained below), or disposal groups, are recognised at the lower of their carrying amount and fair value less costs to sell. The principal exceptions to this measurement policy so far as the financial statements of the Group and the Company are concerned are deferred tax assets, assets arising from employee benefits, financial assets (other than investments in subsidiaries, associates and joint ventures) and investment properties. These assets, even if held for sale, would continue to be measured in accordance with the policies set out elsewhere in note 2.

Impairment losses on initial classification as held for sale, and on subsequent remeasurement while held for sale, are recognised in profit or loss. As long as a non-current asset is classified as held for sale, or is included in a disposal group that is classified as held for sale, the non-current asset is not depreciated or amortised.

### (ii) Discontinued operations

A discontinued operation is a component of the Group's business, the operations and cash flows of which can be clearly distinguished from the rest of the Group and which represents a separate major line of business or geographical area of operations, or is part of a single co-ordinated plan to dispose of a separate major line of business or geographical area of operations, or is a subsidiary acquired exclusively with a view to resale.

Classification as a discontinued operation occurs upon disposal or when the operation meets the criteria to be classified as held for sale (see (i) above), if earlier. It also occurs if the operation is abandoned.

Where an operation is classified as discontinued, a single amount is presented on the face of the statement of profit or loss, which comprises:

- the post-tax profit or loss of the discontinued operation; and
- the post-tax gain or loss recognised on the measurement to fair value less costs to sell, or on the disposal, of the assets or disposal group(s) constituting the discontinued operation.

### (aa) Related parties

- (a) A person, or a close member of that person's family, is related to the Group if that person:
  - (i) has control or joint control over the Group;
  - (ii) has significant influence over the Group; or
  - (iii) is a member of the key management personnel of the Group or the Group's parent.

## 2. Significant accounting policies (continued)

- (b) An entity is related to the Group if any of the following conditions applies:
- (i) The entity and the Group are members of the same group (which means that each parent, subsidiary and fellow subsidiary is related to the others).
  - (ii) One entity is an associate or joint venture of the other entity (or an associate or joint venture of a member of a group of which the other entity is a member).
  - (iii) Both entities are joint ventures of the same third party.
  - (iv) One entity is a joint venture of a third entity and the other entity is an associate of the third entity.
  - (v) The entity is a post-employment benefit plan for the benefit of employees of either the Group or an entity related to the Group.
  - (vi) The entity is controlled or jointly controlled by a person identified in (a).
  - (vii) A person identified in (a)(ii) has significant influence over the entity or is a member of the key management personnel of the entity (or of a parent of the entity).
  - (viii) The entity, or any member of a group of which it is a part, provides key management personnel services to the Group or to the Group's parent.

Close members of the family of a person are those family members who may be expected to influence, or be influenced by, that person in their dealings with the entity.

## 3. Accounting estimates and judgements

The following critical accounting policies involve the most significant judgements and estimates used in the preparation of the consolidated financial statements.

### (a) Valuation of investment properties

An external independent valuation company, has appropriate recognised professional qualifications and recent experience in the locations and categories of property being valued, values the Group's investment property portfolio every three months. The fair values are based on market values, being the estimated amount for which a property could be exchanged on the date of the valuation between a willing buyer and a willing seller in arms' length transaction after proper marketing wherein the parties had each acted knowledgeably, prudently and without compulsion.

In the absence of current prices in an active market, the valuations are prepared by considering the aggregate of the estimated cash flows expected to be received from renting out the property. A yield that reflects the specific risks inherent in the net cash flows then is applied to the net annual cash flows to arrive at the property valuation.

### 3. Accounting estimates and judgements (continued)

Valuations reflect, where appropriate: the type of tenants actually in occupation or responsible for meeting lease commitments or likely to be in occupation after letting vacant accommodation, and the market's general perception of their creditworthiness; the allocation of maintenance and insurance responsibilities between the Group and the lessee; and the remaining economic life of the property. When rent reviews or lease renewals are pending with anticipated reversionary increases, it is assumed that all notices and where appropriate counter-notices have been served validly and within the appropriate time.

Investment property under construction or development is valued by estimating the fair value of the completed investment property and then deducting from that amount the estimated costs to complete construction or development, financing costs and a reasonable profit margin.

#### (b) *Impairment of non-financial assets*

If circumstances indicate that the carrying amounts of non-financial assets (other than investment properties and deferred tax assets) may not be recoverable, the assets may be considered impaired and are tested for impairment. An impairment loss is recognised when the asset's recoverable amount has declined below its carrying amount. The recoverable amount is the greater of the fair value less costs to sell and value in use. In determining the recoverable amount which requires significant judgements, the Group estimates the future cash flows to be derived from continuing use and ultimate disposal of the asset and applies an appropriate discount rate to these future cash flows.

#### (c) *Recognition of deferred tax assets*

The Group has recognised deferred tax assets in relation to the unused tax losses as set out in note 15. The ability to realise the deferred tax assets mainly depends on whether it is probable that future taxable profits will be available against which related tax benefits under the deferred tax assets can be utilised. In cases where the actual future taxable profits generated are less than expected, a reversal of deferred tax assets may arise, which will be recognised in profit or loss for the period in which such a reversal takes place.

#### (d) *Valuation of unlisted financial instruments*

For financial instruments without an active market, the Group adopts valuation techniques that are applicable in the current circumstances and sufficiently supported by available data and other information, and selects inputs that are consistent with the characteristics of the assets or liabilities considered by the market participants in the transactions of the relevant assets or liabilities, and prioritizes the use of relevant observable inputs. Unobservable inputs are used only if the relevant observable inputs are unavailable or not reasonably available.

#### 4. Revenue

	2021 US\$'000	2020 US\$'000
<b>Revenue from contracts with customers within the scope of HKFRS 15</b>		
Disaggregated by major products or service lines		
Sales of goods	4,309	110,407
Financial services income	-	14,103
Management fee income	184,405	125,998
Freezer services income	60,059	17,227
Dividend income	14,199	2,341
	<u>262,972</u>	<u>270,076</u>
Disaggregated by timing of revenue recognition		
Point in time	18,508	113,244
Over time	244,464	156,832
	<u>262,972</u>	<u>270,076</u>
<b>Revenue from other sources</b>		
Rental and related income	1,010,540	879,048
	<u>1,273,512</u>	<u>1,149,124</u>

The Group's customer base is diversified and no customer with whom transactions have exceeded 10% of the Group's revenue.

#### 5. Other income

	2021 US\$'000	2020 US\$'000
Government grant	40,443	29,351
Utility income	756	371
Changes in fair value of financial assets	288,301	155,069
Gain/(loss) on disposal of property, plant and equipment	138	(1,030)
Disposal gain on interests in associates	7,360	2,051
Disposal gain on financial assets	-	8,947
Disposal loss on financial assets	-	(2,351)
Others	4,382	3,104
	<u>341,380</u>	<u>195,512</u>

## 6. Net finance costs

	2021 US\$'000	2020 US\$'000
Interest income on:		
- Fixed deposits and cash at bank	5,239	3,660
- Loans to joint ventures	33,172	18,456
- Loans to associates	5,268	12,160
- Loans to non-controlling interests	-	531
- Loans to employees	-	441
- Loans to fellow subsidiaries	435	-
- Loans to third parties	15,902	6,207
Interest income	60,016	41,455
Amortisation of transaction costs of bank loans	(29,739)	(16,211)
Amortisation of transaction costs of bonds	(6,060)	(5,450)
Interest expenses on:		
- Bank loans	(251,075)	(221,982)
- Bonds	(229,089)	(207,373)
- Loans from intermediate holding company	(260)	(13,950)
- Loans from non-controlling interests	(400)	(1,122)
- Loans from joint ventures	(3)	(988)
- loans from associates	(56)	(43)
- loans from related corporations	-	(1,354)
- Loans from third parties	(223)	(22)
- Lease liabilities	(6,182)	(3,079)
Total borrowing costs	(523,087)	(471,574)
Less: borrowing costs capitalised in investment properties	21,133	14,556
Net borrowing costs	(501,954)	(457,018)
Foreign exchange gain	38,503	262,910
Net finance costs recognised in profit or loss	<u>(403,435)</u>	<u>(152,653)</u>

## 7. Profit before taxation

The following items have been included in arriving at profit before taxation:

	2021 US\$'000	2020 US\$'000
<b>(a) Staff costs</b>		
Wages and salaries	(106,919)	(91,665)
Contributions to defined contribution retirement plans, included in wages and salaries	(14,179)	(4,324)
<b>(b) Other expenses</b>		
Amortisation of intangible assets	(1,369)	(1,624)
Depreciation charge of property, plant and equipment	(28,137)	(22,604)
Impairment loss on trade and other receivables	(993)	(12,387)
Auditors' remuneration	(3,558)	(2,953)
	<u>                    </u>	<u>                    </u>

## 8. Tax expense

	2021 US\$'000	2020 US\$'000
Current tax	124,684	136,556
Withholding tax on foreign-sourced income	282,931	148,990
	<u>407,615</u>	<u>285,546</u>
Deferred tax		
Origination and reversal of temporary differences	457,718	251,923
	<u>865,333</u>	<u>537,469</u>
<b>Reconciliation of expected to actual tax:</b>		
Profit before taxation	2,750,867	1,790,925
Less: share of results (net of tax expense) of joint ventures	(164,047)	(73,508)
Less: share of results (net of tax expense) of associates	(501,336)	(194,043)
	<u>2,085,484</u>	<u>1,523,374</u>
Profit before share of results of joint ventures and associates (net of tax expense)		
Tax expense using PRC tax rate of 25%	521,371	380,844
Effect of different tax from subsidiaries	(31,942)	(26,140)
Net income not subject to tax	(69,414)	(60,902)
Non-deductible expenses	90,889	38,841
Deferred tax assets not recognised	79,353	64,006
Recognition of previously unrecognised tax losses	(7,855)	(8,170)
Withholding tax on foreign-sourced income	282,931	148,990
	<u>865,333</u>	<u>537,469</u>

## 9. Directors' remuneration

Directors' remuneration disclosed pursuant to section 383(1) of the Hong Kong Companies Ordinance and Part 2 of the Companies (Disclosure of information about Benefits of Directors) Regulation is as follows:

	2021 US\$'000	2020 US\$'000
<b>Executive Directors</b>		
Director fee	-	-
Salaries allowance and benefits in kind	(3,407)	(3,510)
Discretionary bonuses	(1,708)	(2,521)
Long-term incentive plan	(1,841)	(4,585)
	<u>(6,956)</u>	<u>(10,616)</u>
Total		

## 10. Other comprehensive income

### (a) Tax effects relating to other comprehensive income

	2021			2020		
	Before-Tax amount US\$'000	Tax expense US\$'000	Net-of-Tax amount US\$'000	Before-Tax amount US\$'000	Tax expense US\$'000	Net-of-Tax amount US\$'000
Exchange differences arising from consolidation of foreign operations	429,019	-	429,019	1,023,341	-	1,023,341
Changes in fair value of properties	6,698	(1,674)	5,024	4,567	(1,142)	3,425
Change in fair value of other investments	126,642	(11,162)	115,480	26,707	367	27,074
Disposal of other investments	-	-	-	58,561	(5,262)	53,299
Share of other comprehensive income of jointly ventures and associates	4,565	-	4,565	(3,718)	-	(3,718)
<b>Total other comprehensive income</b>	<b>566,924</b>	<b>(12,836)</b>	<b>554,088</b>	<b>1,109,458</b>	<b>(6,037)</b>	<b>1,103,421</b>

### (b) Components of other comprehensive income, including reclassification adjustments

	2021 US\$'000	2020 US\$'000
Exchange differences arising from consolidation of foreign operations	429,019	1,023,341
Surplus on revaluation of buildings held for own use carried at fair value	5,024	3,425
Change in fair value of other investments	115,480	27,074
Disposal of other investments	-	53,299
Share of other comprehensive income of jointly ventures and associates	4,565	(3,718)
<b>Net movement during the year recognised in other comprehensive income</b>	<b>554,088</b>	<b>1,103,421</b>



## 11. Investment properties

	31 December 2021 US\$'000	31 December 2020 US\$'000
At 1 January	21,380,459	20,656,664
Additions	1,486,058	1,257,960
Disposals	(8,645)	-
Acquisition of subsidiaries (note 29)	1,996,368	1,050,716
Disposal of subsidiaries (note 29)	(4,867,634)	(2,392,203)
Borrowing cost capitalised (note 6)	21,133	14,556
Changes in fair value	973,433	532,835
Reclassification to assets held for sale (note 21)	(6,258,089)	(1,065,798)
Effect of movements in exchange rates	546,421	1,325,729
	<u>15,269,504</u>	<u>21,380,459</u>
<b>Comprising:</b>		
Completed investment properties	11,730,934	17,679,556
Investment properties under re-development	10,424	19,249
Properties under development	2,013,479	1,813,162
Land held for development	1,514,667	1,868,492
	<u>15,269,504</u>	<u>21,380,459</u>

### Fair value measurement of properties

#### (a) Fair value hierarchy

The following table presents the fair value of the Group's properties measured at the end of the reporting period on a recurring basis, categorised into the three-level fair value hierarchy as defined in HKFRS 13, Fair value measurement. The level into which a fair value measurement is classified is determined with reference to the observability and significance of the inputs used in the valuation technique as follows:

- Level 1 valuations: Fair value measured using only Level 1 inputs i.e. unadjusted quoted prices in active markets for identical assets or liabilities at the measurement date
- Level 2 valuations: Fair value measured using Level 2 inputs i.e. observable inputs which fail to meet Level 1, and not using significant unobservable inputs. Unobservable inputs are inputs for which market data are not available
- Level 3 valuations: Fair value measured using significant unobservable input

## 11. Investment properties (continued)

### 31 December 2021

	<i>The Group</i>			
	<i>Level 1</i> US\$'000	<i>Level 2</i> US\$'000	<i>Level 3</i> US\$'000	<i>Total</i> US\$'000
Investment properties	-	-	15,269,504	15,269,504
Buildings held for own use	-	-	-	-

### 31 December 2020

	<i>The Group</i>			
	<i>Level 1</i> US\$'000	<i>Level 2</i> US\$'000	<i>Level 3</i> US\$'000	<i>Total</i> US\$'000
Investment properties	-	-	21,380,459	21,380,459
Buildings held for own use	-	-	106,254	106,254

During the year ended 31 December 2021, there were no transfers between Level 1 and Level 2, or transfers into or out of Level 3 (year ended 31 December 2020: nil). The Group's policy is to recognise transfers between levels of fair value hierarchy as at the end of the reporting period in which they occur.

As at 31 December 2021, the valuations were carried out by independent firm of surveyors, Jones Lang LaSalle Corporate Appraisal and Advisory Limited, who has among their staff fellows of the Hong Kong Institute of Surveyors with recent experience in the locations and categories of property being valued.

#### (b) *Information about Level 3 fair value measurements*

In determining fair value, a combination of approaches were used, including the income capitalization method, discounted cash flow analysis, residual method and direct comparison method. The direct comparison method involves the analysis of comparable sales of similar properties and adjusting the sale prices to that reflective of the investment properties. The income capitalization method capitalizes an income stream into a present value using single-year capitalization rates, and the income stream used is adjusted to market rentals currently being achieved within comparable investment properties and recent leasing transactions achieved within the investment property. The discounted cash flow analysis requires the valuer to assume a rental growth rate indicative of market and the selection of a target internal rate of return consistent with current market requirements. The residual method values properties under development and land held for development by reference to its development potential and deducting development costs to be incurred, together with developers' profit margin, assuming it was completed as at the date of valuation.

In relying on the valuation reports of Jones Lang LaSalle Corporate Appraisal and Advisory Limited, management has exercised its judgement and is satisfied that the valuation methods and estimates are reflective of the current market conditions.

## 11. Investment properties (continued)

	Valuation Techniques	Unobservable input	Range
Investment properties:			
Mainland China	Capitalisation approach	Capitalisation rate	4.00% - 7.00%
	Discounted cash flow and	Discount rate	7.25% - 10.50%
	Residual value	Terminal yield rate	4.00% - 7.00%

Descriptions of the sensitivity in unobservable inputs and inter-relationship:

The fair value measurement is negatively correlated to the unobservable input that the lower the factor will result in a higher fair value.

Fair value adjustment of investment properties is recognised in the line item “changes in fair value of investment properties” on the face of the consolidated statement of comprehensive income.

Surplus on revaluation of buildings held for own use is recognised in the line item “surplus on revaluation of buildings held for own use carried at fair value” on the face of the consolidated statement of comprehensive income.

Investment properties are held mainly for leasing to external customers under operating leases. Generally, the leases contain an initial non-cancellable period of one to twenty years. Subsequent renewals are negotiated with the lessees. There are no contingent rents arising from the lease of investment properties.

Interest capitalised as costs of investment properties amounted to approximately US\$21,133,000 (31 December 2020: US\$14,556,000) during the year. The capitalisation rates of borrowings range from 3.80% to 6.77% for the year ended 31 December 2021 (31 December 2020: 4.31% to 6.00%).

Investment properties with carrying value totalling approximately US\$11,318,951,000 as at 31 December 2021 (31 December 2020: US\$15,445,068,000) were mortgaged to secure credit facilities for the Group (note 25).

### Operating lease rental receivables

Future minimum rental receivables of the Group on non-cancellable operating leases from investment properties are as follows:

	31 December 2021 US\$'000	31 December 2020 US\$'000
Lease payments receivable:		
- Within 1 year	437,647	788,935
- After 1 year but within 5 years	843,309	1,408,705
- After 5 years	385,738	503,994
	<u>1,666,694</u>	<u>2,701,634</u>

## 12. Investments in subsidiaries

The following list contains only the particulars of subsidiaries which principally affected the results, assets or liabilities of the Group. The class of shares held is ordinary unless otherwise stated.

Name of subsidiaries	Proportion of ownership interest				Registered capital	Principal activities
	Place of incorporation and business	Group's Effective interest	Held by the Company	Held by a subsidiary		
GLP Investment (Shanghai) Co., Ltd.	PRC	100.00%	-	100.00%	US\$'000 1,700,000	Property management
GLP Capital Investment 4 (HK) Limited	Hong Kong	100.00%	-	100.00%	US\$'000 119,088	Investment holding
Hidden Hill Fund I, L.P.	Cayman Islands	80.76%	-	80.76%	US\$'000 519,862	Investment holding
CLF Fund I, LP ("CLF I")	Singapore/PRC	30.12%	-	30.12%	US\$'000 1,530,000	Property investment
CLF Fund II, LP ("CLF II")	Cayman Islands/PRC	39.50%	-	39.50%	US\$'000 3,725,000	Property investment
GLP Shanghai Chapu Logistics Facilities Co., Ltd.	PRC	100.00%	-	100.00%	US\$'000 14,000	Property investment
GLP Shanghai Minhang Logistics Facilities Co., Ltd.	PRC	100.00%	-	100.00%	US\$'000 26,000	Property investment
GLP Xujing Logistics Co. Ltd.	PRC	100.00%	-	100.00%	US\$'000 20,200	Property investment
GLP Shanghai Shenjiang Logistics Facilities Co., Ltd.	PRC	100.00%	-	100.00%	US\$'000 20,000	Property investment
Beijing City Power Warehousing Co.Ltd.	PRC	60.00%	-	60.00%	RMB'000 174,497	Property investment
Foshan Pufeng Logistics Facilities Co., Ltd	PRC	60.00%	-	60.00%	RMB'000 422,813	Property investment
Beijing Lihao Science & Technology Co., Ltd.	PRC	88.00%	-	88.00%	RMB'000 650,944	Property investment
Airport City Development Co., Ltd. ("ACL")	PRC	53.14%	-	53.14%	RMB'000 1,800,000	Property investment
Zhejiang Transfar Logistics Base Co., Ltd.	PRC	60.00%	-	60.00%	RMB'000 185,500	Property investment
Zhuhai Puxing Logistic Industry Equity Investment Partnership (LP)	PRC	100.00%	-	100.00%	RMB'000 3,535,354	Property investment
Zhuhai Puyin Logistic Investment Partnership (LP)	PRC	100.00%	-	100.00%	RMB'000 6,590,000	Investment holding
Beijing Sifang Tianlong Medicine Logistic Co., Ltd.	PRC	100.00%	-	100.00%	RMB'000 185,000	Property investment
Dexin Telecommunications Technology (Hangzhou) Co., Ltd.	PRC	100.00%	-	100.00%	US\$'000 67,000	Property investment
Shenzhen Lingxian Technology Co., Ltd.	PRC	100.00%	-	100.00%	RMB'000 40,000	Property investment
Guofu Huijin (Tianjin) Investment Management LLP	PRC	100.00%	-	100.00%	RMB'000 3,000,000	Property investment
Zhuhai Puwen Logistic Industrial Investment LLP	PRC	100.00%	-	100.00%	RMB'000 1,662,889	Property investment
Shanghai Fuhe Industrial Development Co., Ltd.	PRC	70.00%	-	70.00%	RMB'000 2,000,000	Property investment
Xiamen Mingsi Junju Investment Fund LLP	PRC	100.00%	-	100.00%	RMB'000 2,500,000	Investment holding
GLP Thor LP Limited	Cayman Islands	100.00%	-	100.00%	US\$'000 0.001	Investment holding
GLP Capital Investment 5 (HK) Limited	Hong Kong	100.00%	-	100.00%	US\$'000 18,823	Investment holding
Beijing Kirin Property Management Development Co.,Ltd.	PRC	80.00%	-	80.00%	RMB'000 100,000	Property investment

## 12. Investments in subsidiaries (continued)

The following table lists out the information relating to changes in non-controlling interests (“NCI”), and the subsidiaries of the Group which have material NCI.

	<i>Changes in NCI</i>				
	<i>CLF I</i> US\$'000	<i>ACL</i> US\$'000	<i>CLF II</i> US\$'000	<i>Subsidiaries without material NCI</i> US\$'000	<i>Total</i> US\$'000
Balance at 1 January 2020	1,434,412	491,697	757,002	1,079,350	3,762,461
Profit for the year	133,620	10,935	67,494	89,087	301,136
Exchange differences arising from consolidation of foreign operations	106,472	34,638	36,037	128,425	305,572
Capital contribution from NCI	-	-	391,280	323,804	715,084
Acquisition of subsidiaries (note 29)	-	-	27,887	155,353	183,240
Acquisition of interests in subsidiaries from NCI	-	-	-	(16,131)	(16,131)
Disposal of subsidiaries (note 29)	-	-	(12,676)	(48,069)	(60,745)
Dividends paid to non-controlling interests	-	-	-	(14,527)	(14,527)
Balance at 31 December 2020 and 1 January 2021	<u>1,674,504</u>	<u>537,270</u>	<u>1,267,024</u>	<u>1,697,292</u>	<u>5,176,090</u>
Profit for the year	169,970	24,814	194,655	81,458	470,897
Exchange differences arising from consolidation of foreign operations	48,810	12,875	22,175	40,295	124,155
Capital contribution from NCI	-	-	308,327	149,217	457,544
Capital reduction from NCI	(244,589)	-	-	-	(244,589)
Other adjustment	-	-	-	(95,033)	(95,033)
Acquisition of subsidiaries (note 29)	-	-	2,944	97,430	100,374
Disposal of subsidiaries (note 29)	-	-	-	(727,036)	(727,036)
Acquisition of interests in subsidiaries from NCI	-	-	(44,774)	(179,084)	(223,858)
Disposal of interest in a subsidiary to NCI	-	-	537,075	87,475	624,550
Dividends paid to non-controlling interests	-	-	-	(35,223)	(35,223)
Balance at 31 December 2021	<u><u>1,648,695</u></u>	<u><u>574,959</u></u>	<u><u>2,287,426</u></u>	<u><u>1,116,791</u></u>	<u><u>5,627,871</u></u>

## 12. Investments in subsidiaries (continued)

The following tables list out the information relating to CLF I, ACL and CLF II, the subsidiaries of the Group which have material non-controlling interest (“NCI”). The summarised financial information presented below represent the amounts before any inter-company elimination.

	31 December 2021 US\$'000	31 December 2020 US\$'000
<b>CLF I (Note)</b>		
NCI percentage	69.88%	69.88%
Current assets	4,467,499	181,617
Non-current assets	-	3,843,506
Current liabilities	(2,117,227)	(164,882)
Non-current liabilities	-	(1,473,037)
Net assets	2,350,272	2,387,204
Carrying amount of NCI	1,648,695	1,674,504
	2021 US\$'000	2020 US\$'000
Revenue	228,292	187,007
Profit for the year	243,223	191,207
Total comprehensive income	313,068	343,566
Profit allocated to NCI	169,970	133,620
Net cash (decrease)/increase	85,510	41,952

Note: The assets/liabilities of CLF I are classified as held for sale at 31 December 2021 (note 21).

	31 December 2021 US\$'000	31 December 2020 US\$'000
<b>ACL</b>		
NCI percentage	46.86%	46.86%
Current assets	83,964	77,804
Non-current assets	2,013,303	1,919,171
Current liabilities	(148,011)	(143,715)
Non-current liabilities	(711,109)	(695,796)
Net assets	1,238,147	1,157,464
Carrying amount of NCI	574,959	537,270
	2021 US\$'000	2020 US\$'000
Revenue	91,217	78,104
Profit for the year	52,952	23,335
Total comprehensive income	80,427	97,250
Profit allocated to NCI	24,814	10,935
Net cash increase	10,272	15,450

## 12. Investments in subsidiaries (continued)

	31 December 2021 US\$'000	31 December 2020 US\$'000
<b>CLF II</b>		
NCI percentage	60.5%	43.62%
Current assets	276,061	252,335
Non-current assets	5,643,476	3,939,812
Current liabilities	(1,537,630)	(677,553)
Non-current liabilities	(689,248)	(761,066)
Non-controlling interests	(106,053)	(117,280)
Net assets	3,586,606	2,636,248
Carrying amount of NCI	2,287,426	1,267,024
	2021 US\$'000	2020 US\$'000
Revenue	102,234	44,475
Profit for the year	351,916	154,732
Total comprehensive income	431,804	291,785
Profit allocated to NCI	221,508	67,494
Net cash increase	22,487	6,070

## 13. Joint ventures

	Notes	31 December 2021	31 December 2020
China Merchants Capital Investment Co., Ltd. ("CMCI")	(a)	891,263	770,916
GLP Thor Fund I, L.P ("Thor Fund")	(b)	633,021	-
Beijing Jintonggang Real Estate Development Co., Ltd. ("Z3 project")	(c)	362,772	357,162
GLP Guoyi (Zhuhai) Acquisition Fund (LP) ("CVA I Fund")	(d)	278,905	236,593
Others	(e)	914,443	726,212
		3,080,404	2,090,883
		3,080,404	2,090,883

All the joint ventures are unlisted corporate entities whose quoted market prices are not available.

### 13. Joint ventures (continued)

#### (a) CMCI

On 24 March 2020, the Group entered into an investment partnership with China Merchants Group (“CMG”) by acquiring 50% equity interest in China Merchants Capital Investment Co., Ltd. (“CMCI”), CMG’s private equity investment vehicle incorporated in the PRC. Thereafter CMCI becomes a joint venture of the Group.

Summarised financial information of CMCI, adjusted for any differences in accounting policies, and a reconciliation to the carrying amount in the consolidated financial statements, are disclosed below:

	<i>31 December</i> 2021 US\$'000	<i>31 December</i> 2020 US\$'000
Non-current assets	2,364,642	2,241,684
Current assets	517,147	162,764
Non-current liabilities	(1,059,336)	(978,274)
Current liabilities	(350,929)	(253,781)
Non-controlling interests	(103,306)	(35,076)
Equity attributed to equity shareholders	1,368,218	1,137,386
Group’s effective interest	50.00%	50.00%
Carrying amount in the consolidated financial statements	891,263	770,916
Included in the above assets and liabilities:		
Cash and cash equivalents	139,596	114,298
Current financial liabilities (excluding trade and other payables)	(323,315)	(184,577)
Non-current financial liabilities (excluding trade and other payables)	(1,059,336)	(978,274)
	<i>Year ended</i> <i>31 December</i> 2021 US\$'000	<i>Year ended</i> <i>31 December</i> 2020 US\$'000
Revenue	390,813	150,132
Profit for the year from continuing operation	308,523	97,739
Profit attributable to NCI	(99,710)	(15,561)
Profit attributable to equity shareholders	208,813	82,178
Total comprehensive income	300,515	89,098
Total comprehensive income attributable to equity shareholders	202,141	74,743
Group’s effective interest	50.00%	50.00%
Share of results (net of tax expense) of joint ventures	104,407	41,089
Included in the above profit:		
Interest expense	(58,724)	(41,773)
Interest income	1,234	1,364
Income tax expense	(101,773)	(16,153)



### 13. Joint ventures (continued)

#### (b) Thor Fund

In June 2021, the Group completed the formation of Thor Fund with Grand Master Technology Limited (“Grand Master”), in which the Group injects capital of RMB4,000,000,000 for 50.1% equity interest of the Thor Fund. The Thor Fund invests in a portfolio of internet data centers, including properties and related infrastructure. As the general partner and the key decision making of Thor Fund’s underlying operating entities are jointly controlled by the Group and Grand Master, Thor Fund is accounted for as a joint venture of the Group upon its formation.

According to the agreement between the Group and Grand Master, after the defined business conditions are met, the Group may obtain the power to control key decision-making of the underlying operating entities. Further, the Group may be required to pay contingent consideration when certain financial performance is achieved by the underlying operating entities.

As at 31 December 2021, these underlying internet data centers are still under construction, and the conditions for paying contingent consideration are not met.

Summarised financial information of Thor Fund, adjusted for any differences in accounting policies, and a reconciliation to the carrying amount in the consolidated financial statements, are disclosed below:

	<i>31 December</i> <i>2021</i> US\$'000
Non-current assets	2,493,966
Current assets	182,091
Non-current liabilities	(627,382)
Current liabilities	(121,713)
Equity attributed to equity shareholders	1,926,964
Group’s effective interest	50.10%
Carrying amount in the consolidated financial statements	633,021
Included in the above assets and liabilities:	
Cash and cash equivalents	30,541
Non-current financial liabilities (excluding trade and other payables)	(627,382)

### 13. Joint ventures (continued)

	Year ended 31 December 2021 US\$'000
Revenue	188
Loss for the year from continuing operation	(31,176)
Total comprehensive income	(31,176)
Group's effective interest	50.10%
Share of results (net of tax expense) of joint ventures	(15,746)
Included in the above profit:	
Interest expense	(19,370)
Interest income	694
Income tax expense	(146)

#### (c) Z3 Project

Beijing Jintonggang Real Estate Development Co., Ltd. (referred to as "Jintonggang") is a property developer and constructor incorporated in the PRC. The Group obtained joint control of Jintonggang through acquiring 100% shares of five limited partnerships which hold equity interests in Jintonggang, namely Beijing Zhengqi Shangcheng Investment Center LLP, Beijing Zhengqi Shangxin Investment Center LLP, Beijing Zhengqi Shangde Investment Center LLP, Beijing Zhengqi Shangyu Investment Center LLP and Beijing Zhengqi Shanghai Investment Center LLP, jointly referred to as "Z3 Project", in November 2019.

Summarised financial information of Z3 Project, adjusted for any differences in accounting policies, and a reconciliation to the carrying amount in the consolidated financial statements, are disclosed below:

	31 December 2021 US\$'000	31 December 2020 US\$'000
Non-current assets	1,111,229	1,082,187
Current assets	5,033	2,873
Non-current liabilities	(334)	(475)
Current liabilities	(46,278)	(34,109)
Equity attributed to equity shareholders	1,069,650	1,050,476
Group's effective interest	34.00%	34.00%
Carrying amount in the consolidated financial statements	362,772	357,162
Included in the above assets and liabilities:		
Cash and cash equivalents	3,775	1,780

### 13. Joint ventures (continued)

	Year ended 31 December 2021 US\$'000	Year ended 31 December 2020 US\$'000
Revenue	-	-
Loss for the year from continuing operation	(7,985)	(7,052)
Total comprehensive income	(7,985)	(7,052)
Group's effective interest	34.00%	34.00%
Share of results (net of tax expense) of joint venture	(2,715)	(2,398)
Included in the above profit:		
Interest expense	(3,465)	-
Interest income	18	7

#### (d) CVA I Fund

CVA I Fund is a limited partnership established in the PRC in February 2018 by the Group and another third party investor with total equity commitments of RMB9.8 billion (equivalent to approximately US\$1.4 billion). The Fund engages in acquisition and management of completed logistics and industrial estate assets in China.

Summarised financial information of CVA I Fund, adjusted for any differences in accounting policies, and a reconciliation to the carrying amount in the consolidated financial statements, are disclosed below:

	31 December 2021 US\$'000	31 December 2020 US\$'000
Non-current assets	3,257,933	2,681,910
Current assets	213,594	303,113
Non-current liabilities	(1,435,064)	(1,171,875)
Current liabilities	(73,484)	(129,395)
Non-controlling interests	(287,021)	(253,611)
Equity attributed to equity shareholders	1,675,958	1,430,142
Group's effective interest	18.37%	18.37%
Carrying amount in the consolidated financial statements	278,905	236,593
Included in the above assets and liabilities:		
Cash and cash equivalents	194,404	284,043
Current financial liabilities (excluding trade and other payables)	(16,800)	(5,933)
Non-current financial liabilities (excluding trade and other payables)	(1,435,064)	(1,171,875)

### 13. Joint ventures (continued)

	<i>Year ended</i> <i>31 December</i> <i>2021</i> US\$'000	<i>Year ended</i> <i>31 December</i> <i>2020</i> US\$'000
Revenue	202,071	151,703
Profit for the year from continuing operations	219,587	67,111
Less: Profit attributable to NCI	(26,181)	(11,458)
Profit attributable to equity shareholders	193,406	55,653
Total comprehensive income	219,587	67,111
Total comprehensive income attributable to equity shareholders	193,406	55,653
Group's effective interest	18.37%	18.37%
Share of results (net of tax expense) of joint venture	35,529	10,223
Included in the above profit:		
Depreciation and amortisation	(64)	(76)
Interest expense	(62,724)	(46,381)
Interest income	1,670	1,552
Income tax expense	(93,730)	(41,011)

#### (e) *Other individually immaterial joint ventures*

Summarised financial information of other individually immaterial joint ventures, adjusted for any differences in accounting policies, and a reconciliation to the carrying amount in the consolidated financial statements, are disclosed below:

	<i>Year ended</i> <i>31 December</i> <i>2021</i> US\$'000	<i>Year ended</i> <i>31 December</i> <i>2020</i> US\$'000
Profit for the year from continuing operation	126,710	109,318
Less: Profit attributable to NCI	(5,850)	(7,115)
Profit attributable to equity shareholders	125,371	116,434
Total comprehensive income	126,710	109,318
Total comprehensive income attributable to equity shareholders	125,371	116,434
Aggregate amount of the share of results of joint ventures	42,572	24,594

## 14. Associates

	Notes	31 December 2021 US\$'000	31 December 2020 US\$'000
Zhongjin Jiaye (Tianjin) Commercial Real Estate Investment Center LLP (“Zhongjin Jiaye”)	(a)	220,368	216,997
Zhuhai Hidden Hill Logistic Equity Investment Fund (LP) (“Hidden Hill Fund”)	(b)	1,252,481	963,438
GLP Jianfa (Xiamen) Investment Fund LLP (“Jian Fa Fund”)	(c)	365,258	114,840
Others	(d)	973,540	504,607
		<u>2,811,647</u>	<u>1,799,882</u>

### (a) Zhongjin Jiaye

Zhongjin Jiaye (Tianjin) Commercial Real Estate Investment Center LLP (referred to as “Zhongjin Jiaye”) is limited partnership established in the PRC. The purpose of the limited partnership is to seek capital appreciation by investing in the Z3 project (see note 13(c)). In April 2019, the Group acquired 58.63% equity interest of Zhongjin Jiaye through acquiring 100% equity interest of one limited partner of Zhongjin Jiaye. Zhongjin Jiaye is primarily controlled by its consulting committee board and investing committee board and the Group has significant influence in it through its membership in these boards.

Summarised financial information of Zhongjin Jiaye, adjusted for any differences in accounting policies, and a reconciliation to the carrying amount in the consolidated financial statements, are disclosed below:

	31 December 2021 US\$'000	31 December 2020 US\$'000
Non-current assets	366,004	360,289
Current assets	10,408	10,194
Current liabilities	(550)	(372)
Net assets attributed to equity shareholders	375,862	370,111
Group’s interest in associate	58.63%	58.63%
Carrying amount in the consolidated financial statements	220,368	216,997
Included in the above assets and liabilities:		
Cash and cash equivalents	97	119

#### 14. Associates (continued)

	Year ended 31 December 2021 US\$'000	Year ended 31 December 2020 US\$'000
Revenue	-	-
Loss for the year from continuing operation	(2,906)	(1,597)
Total comprehensive income	(2,906)	(1,597)
Group's effective interest	58.63%	58.63%
Share of results (net of tax expense) of associate	(1,704)	(936)
Included in the above profit:		
Interest income	165	807

#### (b) Hidden Hill Fund

In May 2018, the Group invested in 30.76% equity interest of Hidden Hill Fund, which is focusing on logistics ecology. The Group increased its equity interest in Hidden Hill Fund to 67.97% as at 31 December 2021 (31 December 2020: 67.97%). The Hidden Hill Fund is primarily controlled by its consulting committee board and investing committee board consisting of five members with one of them appointed by the Group. Resolutions at any meeting of these committees shall be decided by two-thirds of the voting members and the Group has significant influence in it by virtue of its one membership in these boards.

Summarised financial information of the Hidden Hill Fund, adjusted for any differences in accounting policies, and a reconciliation to the carrying amount in the consolidated financial statements, are disclosed below:

	31 December 2021 US\$'000	31 December 2020 US\$'000
Non-current assets	1,874,210	1,098,061
Current assets	169,864	177,178
Non-current liabilities	(112,776)	(35,128)
Current liabilities	(136)	(29,168)
Net assets attributable to equity shareholders	1,931,162	1,210,943
Group's interest in associate	67.97%	67.97%
Carrying amount in the consolidated financial statements	1,252,481	963,438
Interest in associate held for sale (note 21)	133,779	-
Included in the above assets and liabilities:		
Cash and cash equivalents	169,864	130,732

## 14. Associates (continued)

	Year ended 31 December 2021 US\$'000	Year ended 31 December 2020 US\$'000
Revenue	557,308	257,366
Profit for the year from continuing operation	448,019	213,447
Total comprehensive income	448,019	213,447
Group's effective interest	67.97%	67.97%
Share of results (net of tax expense) of associate	373,385	185,610
Included in the above profit:		
Interest income	478	351

### (c) Jian Fa Fund

In November 2020, the Group invested in 49.76% equity interest of Jian Fa Fund, which is a private equity investment vehicle formed in the PRC. The general partner and the key decision making of Jian Fa Fund is primarily controlled by its general partner's board of directors, which consists of seven members with two of them appointed by the Group. Resolutions at any meeting of these committees shall be decided by two-thirds of the voting members and the Group has significant influence in it by virtue of its two members in these boards.

Summarised financial information of the Jian Fa Fund, adjusted for any differences in accounting policies, and a reconciliation to the carrying amount in the consolidated financial statements, are disclosed below:

	31 December 2021 US\$'000	31 December 2020 US\$'000
Non-current assets	518,275	184,893
Current assets	241,685	13,338
Current liabilities	(70)	-
Net assets attributable to equity shareholders	759,890	198,231
Group's interest in associate	49.76%	49.76%
Carrying amount in the consolidated financial statements	365,258	114,840
Included in the above assets and liabilities:		
Cash and cash equivalents	215,543	9,949

#### 14. Associates (continued)

	<i>Year ended</i> <i>31 December</i> <i>2021</i> US\$'000	<i>Year ended</i> <i>31 December</i> <i>2020</i> US\$'000
Revenue	194,431	12,165
Profit for the year from continuing operation	188,654	11,875
Total comprehensive income	188,654	11,875
Group's effective interest	49.76%	49.76%
Share of results (net of tax expense) of associate	100,680	(14)
Included in the above profit:		
Interest expense	(4)	-

#### (d) *Other individually immaterial associates*

Summarised financial information of other individually immaterial associates, adjusted for any differences in accounting policies, and a reconciliation to the carrying amount in the consolidated financial statements, are disclosed below:

	<i>Year ended</i> <i>31 December</i> <i>2021</i> US\$'000	<i>Year ended</i> <i>31 December</i> <i>2020</i> US\$'000
Profit for the year from continuing operation	284,266	51,474
Total comprehensive income	284,149	51,474
Aggregate amount of the results of associates	28,975	9,369



## 15. Deferred tax

Movements in deferred tax assets and liabilities during the year are as follows:

	At 1 January	Acquisition of subsidiaries (note 29)	Disposal of subsidiaries (note 29)	Effect of movement in exchange rates	Recognised in other comprehensive income (note 10)	Recognised in profit or loss	Reclassified to assets held for sale	At 31 December
	US\$'000	US\$'000	US\$'000	US\$'000	US\$'000	US\$'000	US\$'000	US\$'000
<b>Deferred tax assets</b>								
<b>31 December 2020</b>								
Unutilised tax losses	35,396	255	(9,665)	1,510	-	(2,393)	(557)	24,546
Others	4,007	-	-	309	-	557	-	4,873
	<u>39,403</u>	<u>255</u>	<u>(9,665)</u>	<u>1,819</u>	<u>-</u>	<u>(1,836)</u>	<u>(557)</u>	<u>29,419</u>
<b>31 December 2021</b>								
Unutilised tax losses	24,546	11,206	(11,235)	(571)	-	(3,609)	(10,144)	10,193
Others	4,873	-	-	112	-	(94)	-	4,891
	<u>29,419</u>	<u>11,206</u>	<u>(11,235)</u>	<u>(459)</u>	<u>-</u>	<u>(3,703)</u>	<u>(10,144)</u>	<u>15,084</u>
<b>Deferred tax liabilities</b>								
<b>31 December 2020</b>								
Investment properties	(2,299,937)	(135,196)	307,504	(182,304)	-	(188,997)	167,690	(2,331,240)
Other investments	(48,443)	-	(6,513)	(4,211)	367	(21,327)	-	(80,127)
Buildings held for own use carried at fair value	(1,089)	-	-	(141)	(1,142)	-	-	(2,372)
Others	(7,464)	(297)	298	(2,805)	-	(39,763)	-	(50,031)
	<u>(2,356,933)</u>	<u>(135,493)</u>	<u>301,289</u>	<u>(189,461)</u>	<u>(775)</u>	<u>(250,087)</u>	<u>167,690</u>	<u>(2,463,770)</u>
<b>31 December 2021</b>								
Investment properties	(2,331,240)	(18,590)	765,423	(59,036)	-	(320,137)	502,203	(1,461,377)
Other investments	(80,127)	-	-	(3,435)	(11,162)	(52,614)	-	(147,338)
Buildings held for own use carried at fair value	(2,372)	-	-	(26)	2,398	-	-	-
Others	(50,031)	-	-	(1,878)	(237)	(81,264)	-	(133,410)
	<u>(2,463,770)</u>	<u>(18,590)</u>	<u>765,423</u>	<u>(64,375)</u>	<u>(9,001)</u>	<u>(454,015)</u>	<u>502,203</u>	<u>(1,742,125)</u>

## 15. Deferred tax (continued)

Deferred tax liabilities and assets are offset when there is a legally enforceable right to set off current tax liabilities and when the deferred taxes relate to the same tax authority. The amounts determined after appropriate offsetting are included in the statement of financial position as follows:

	31 December 2021 US\$'000	31 December 2020 US\$'000
Deferred tax assets	24,657	21,455
Deferred tax liabilities	<u>(1,751,698)</u>	<u>(2,455,806)</u>

Deferred tax assets have not been recognised in respect of the following items because it is not probable that future taxable profit will be available against which the Group can utilise the benefits there from:

	31 December 2021 US\$'000	31 December 2020 US\$'000
Tax losses	<u>857,248</u>	<u>653,028</u>

Tax losses are subject to agreement by the tax authorities and compliance with tax regulations in the respective countries in which the subsidiaries operate. As at 31 December 2021, unrecognised tax losses amounting to approximately US\$ 857,248,000 (31 December 2020: US\$653,028,000) will expire within 1 to 5 years.

The PRC income tax law and its relevant regulations impose a withholding tax at 10%, unless reduced by a tax treaty/arrangement, for dividend distributions out of earnings accumulated beginning on or after 1 January 2008. As at 31 December 2021, the Group has not recognised a deferred tax liability amounting to US\$ 83,311,000 (31 December 2020: US\$89,448,000) in respect of undistributed earnings of PRC subsidiaries because the Group can control the timing of the distribution and it is probable that the dividend will not be distributed to the holding company outside the PRC in the foreseeable future.

## 16. Property, plant and equipment

	<i>Furniture, fittings and equipment</i> US\$'000	<i>Solar plants</i> US\$'000	<i>Assets under construction</i> US\$'000	<i>Buildings held for own use carried at fair value</i> US\$'000 (note 11)	<i>Buildings held for own use carried at amortised cost</i> US\$'000	<i>Right-of-use assets</i> US\$'000	<i>Total</i> US\$'000
<b>Cost</b>							
At 1 January 2020	90,887	438	-	73,693	-	69,953	234,971
Acquisition of subsidiaries	33,990	-	-	-	75,471	28,325	137,786
Additions	59,155	-	17,048	23,995	-	11,706	111,904
Disposal of subsidiaries	(98,159)	(436)	-	-	-	(1,789)	(100,384)
Disposals	(8,929)	-	-	-	-	-	(8,929)
Elimination on revaluation	-	-	-	(2,591)	-	-	(2,591)
Changes in fair value recognised in OCI	-	-	-	4,566	-	-	4,566
Effect of movements in exchange rates	3,328	(2)	981	6,591	6,117	6,603	23,618
At 31 December 2020	80,272	-	18,029	106,254	81,588	114,798	400,941
Acquisition of subsidiaries	40,004	-	3,030	-	-	50,310	93,344
Additions	54,862	-	150,174	41,995	-	320,547	567,578
Disposal of subsidiaries	(6,221)	-	-	(156,822)	-	-	(163,043)
Disposals	(1,365)	-	-	-	-	(18,977)	(20,342)
Transfers	37,816	-	(8,513)	-	(30,589)	-	(1,286)
Elimination on revaluation	-	-	-	(827)	-	-	(827)
Changes in fair value recognised in OCI	-	-	-	6,698	-	-	6,698
Effect of movements in exchange rates	2,764	-	2,187	2,702	1,453	7,025	16,131
Reclassification to assets held for sale	(64)	-	-	-	-	-	(64)
At 31 December 2021	208,068	-	164,907	-	52,452	473,703	899,130
<b>Accumulated depreciation</b>							
At 1 January 2020	(27,730)	(8)	-	-	-	(4,592)	(32,330)
Acquisition of subsidiaries	(8,330)	-	-	-	(6,962)	(970)	(16,262)
Charge for the year	(9,737)	(4)	-	(2,591)	(1,117)	(9,155)	(22,604)
Disposal of subsidiaries	14,468	12	-	-	-	293	14,773
Disposals	6,617	-	-	-	-	-	6,617
Elimination on revaluation	-	-	-	2,591	-	-	2,591
Effect of movements in exchange rates	(3,625)	-	-	-	(697)	(874)	(5,196)
At 31 December 2020	(28,337)	-	-	-	(8,776)	(15,298)	(52,411)
Acquisition of subsidiaries	(947)	-	-	-	-	-	(947)
Charge for the year	(8,620)	-	-	(827)	(1,006)	(17,684)	(28,137)
Disposal of subsidiaries	2,697	-	-	-	-	-	2,697
Disposals	470	-	-	-	-	6,152	6,622
Elimination on revaluation	-	-	-	827	-	-	827
Effect of movements in exchange rates	(1,524)	-	-	-	(607)	(3,918)	(6,049)
Transfers	-	-	-	-	1,286	-	1,286
Reclassification to assets held for sale	64	-	-	-	-	-	64
At 31 December 2021	(36,197)	-	-	-	(9,103)	(30,748)	(76,048)
<b>Carrying amounts</b>							
At 31 December 2020	51,935	-	18,029	106,254	72,812	99,500	348,530
At 31 December 2021	171,871	-	164,907	-	43,349	442,955	823,082

## 17. Intangible assets

	Goodwill US\$'000	Trademark US\$'000	License rights US\$'000	Total US\$'000
<b>Cost</b>				
At 1 January 2020	276,739	23,327	913	300,979
Acquisition of subsidiaries	59,841	4,879	2,597	67,317
Additions	-	-	18	18
Disposal of subsidiaries	(25,657)	(4,956)	(212)	(30,825)
Reclassified to assets held for sale	(34,742)	-	-	(34,742)
Effect of movements in exchange rates	19,698	1,699	67	21,464
At 31 December 2020	295,879	24,949	3,383	324,211
Effect of movements in exchange rates	8,068	592	127	8,787
At 31 December 2021	303,947	25,541	3510	332,998
<b>Accumulated amortisation</b>				
At 1 January 2020	-	(11,230)	(777)	(12,007)
Charge for the year	-	(1,300)	(324)	(1,624)
Disposal of subsidiaries	-	212	172	384
Effect of movements in exchange rates	-	(1,117)	(57)	(1,174)
At 31 December 2020	-	(13,435)	(986)	(14,421)
Charge for the year	-	(1,284)	(85)	(1,369)
Effect of movements in exchange rates	-	(468)	(24)	(492)
At 31 December 2021	-	(15,187)	(1,095)	(16,282)
<b>Carrying amounts:</b>				
At 31 December 2020	295,879	11,514	2,397	309,790
At 31 December 2021	303,947	10,354	2,415	316,716

### **Impairment tests for cash-generating units containing goodwill**

Goodwill is allocated to the Group's cash-generating units (CGU) identified according to country of operation and operating segment, carrying amount of each CGU as follows:

	31 December 2021 US\$'000	31 December 2020 US\$'000
GLP China (Note)	246,275	239,526
ACL Group	57,672	56,353
Total	303,947	295,879

Note: Relates to the leasing of logistic facilities and provision of asset management services in China and excludes the ACL Group.

## 17. Intangible assets (continued)

### (a) GLP China

The recoverable amount of the CGU is determined based on fair value less costs of disposal. The CGU comprises following categories: development business, fund management, investment properties and other investments as at 31 December 2021. In determining fair value, a combination of approaches were used, including the direct comparison, income capitalisation, discounted cash flow and residual approaches. The direct comparison approach involves the analysis of comparable properties or public companies, the Group invests in companies listed in active markets, and these equity securities are stated at their fair values at the reporting date. The income capitalisation approach capitalises an income stream into a present value using single-year capitalisation rates, and the income stream used is adjusted to market rentals currently being achieved within comparable investment properties and recent leasing transactions achieved within the investment property. The discounted cash flow approach requires the valuer to assume a rental growth rate indicative of market and the selection of a target internal rate of return consistent with current market requirements. The residual approach values properties under development and land held for development by reference to its development potential and deducting development costs to be incurred, together with developers' profit margin, assuming it was completed as at the date of valuation.

As at 31 December 2021, key assumptions on which management has based its determination of fair value less costs to sell or disposal are capitalisation rate 4.00% - 7.00% (31 December 2020: 4.00% - 7.00%), discount rate 7.25% - 10.50% (31 December 2020: 8.00% - 10.50%), terminal yield rate 4.00% - 7.00% (31 December 2020: 4.00% - 7.00%). The Group believes that any reasonably possible changes in the above key assumptions applied are not likely to cause the recoverable amount to be materially lower than its carrying amount.

### (b) ACL Group

The recoverable amount of the CGU is determined based on value in use calculation. The value in use calculation is a discounted cash flow model using cash flow projections based on the most recent budgets and forecasts approved by management covering ten years. Cash flows beyond these periods are extrapolated using the estimated terminal growth rate. The discount rate applied is the weighted average cost of capital from the relevant business segment. The terminal growth rate used does not exceed management's expectation of the long-term average growth rate of the respective industry and country in which the CGU operates. The discount rate and terminal growth rate used as at 31 December 2021 are 7.5% and 3% respectively (31 December 2020: 7.5% and 3%). The Group believes that any reasonably possible changes in the above key assumptions applied are not likely to materially cause the recoverable amount to be lower than its carrying amount.

## 18. Other investments

	31 December 2021 US\$'000	31 December 2020 US\$'000
Listed equity securities - at FVOCI (non-recycling)	510,621	418,902
Listed REIT securities - at FVOCI (non-recycling)	230,883	-
Listed equity securities - at FVTPL	406,213	50,525
Unlisted equity securities - at FVTPL	1,189,147	1,655,919
	<u>2,336,864</u>	<u>2,125,346</u>

As at 31 December 2021, listed equity securities included equity interests in three (31 December 2020: three) listed companies which the Group has designated as investments at FVOCI (non-recycling), because these investments are held for strategic purposes.

As at 31 December 2021, listed REIT securities included 302,578,000 Units (31 December 2020: Nil) of 中金普洛斯仓储物流封闭式基础设施证券投资基金 (“CICC GLP REIT”), which is listed on the Shanghai Stock Exchange. In June 2021, the Group disposed of certain subsidiaries to CICC GLP REIT (note 29).

## 19. Other non-current assets

	31 December 2021 US\$'000	31 December 2020 US\$'000
Trade receivables	34,352	50,253
Prepayments	70,484	65,738
Deferred management costs	19,749	8,341
Loans to joint ventures	437,576	513,416
Loans to associates	21,022	4,971
Loans to third parties	5,249	10,411
Other investments held for disposal	128,201	125,269
	<u>716,633</u>	<u>778,399</u>

The loans to joint ventures are repayable after one year, and bear interest rate ranging from 5.70% to 8.00% (31 December 2020: 5.70% to 8.63%) per annum, except for a loan of US\$700,000 (31 December 2020: nil) which is interest-free at the reporting date.

The loans to associates are repayable after one year, and bear interest rate at 6.00% (31 December 2020: 8.00% to 10.00%) per annum, except for approximately US\$11,612,000 which is interest-free upon completion of the acquisition.

The loans to third parties in relation to new strategic investments are unsecured, repayable after one year. The balance of 2021 is interest-free upon completion of the acquisition (31 December 2020: 18.00% per annum).

## 20. Trade and other receivables

	31 December 2021 US\$'000	31 December 2020 US\$'000
Net trade receivables:		
- Trade receivables	52,052	53,122
- Impairment losses	(1,881)	(1,921)
	50,171	51,201
Amounts due from joint ventures:		
- Trade	10,346	16,635
- Non-trade	87,744	58,056
- Loans to joint ventures	100,859	29,468
	198,949	104,159
Amounts due from associates:		
- Trade	13,798	41,834
- Non-trade	248,242	240,780
- Loans to associates	142,223	193,722
	404,263	476,336
Amounts due from non-controlling interests:		
- Non-trade	8,611	15,301
- Loans to non-controlling interests	16,104	49,503
	24,715	64,804
Amount due from an intermediate holding company:		
- Non-trade	753,760	-
Amounts due from other related parties:		
- Trade	14,116	-
- Non-trade	894,301	331,452
	908,417	331,452
Loans to third parties	130,058	34,546
Loans to employees	-	103,731
Deposits	105,657	78,283
Net other receivables:		
- Other receivables	291,720	301,527
- Impairment losses	(218)	(265)
	291,502	301,262
Prepayments	22,351	27,645
	<u>2,889,843</u>	<u>1,573,419</u>

The non-trade amounts due from joint ventures, associates, non-controlling interests and other related parties are unsecured, interest-free and repayable on demand.

The loans to joint ventures, associates and non-controlling interests are unsecured, bear effective interests ranging from 5.70% to 15.20% (31 December 2020: 5.10% to 10.00%) per annum, except for approximately US\$137,675,000 (31 December 2020: nil) which is interest-free at the reporting date and are repayable within the next 12 months.

## 20. Trade and other receivables (continued)

The loans to third parties in relation to acquisition of new investments are secured, repayable within the next 12 months, and bear effective interest ranging from 10.00% to 18.00% (31 December 2020: 8.00% to 10.00%) per annum, except for approximately US\$102,570,000 which is interest-free upon completion of the acquisition (31 December 2020: US\$12,935,000 which is interest-free upon completion of the acquisition).

Deposits include an amount of approximately US\$16,313,000 (31 December 2020: US\$47,341,000) in relation to the acquisition of new investments. Other receivables comprise principally interest receivable and VAT recoverable.

Trade receivables are due on the date of billing. Further details on the Group's credit policy are set out in note 30(a).

### (a) Impairment of trade and other receivables

The Group measures loss allowances for trade receivables and contract assets at an amount equal to lifetime ECLs, which is calculated using a provision matrix. As the Group's historical credit loss experience does not indicate significantly different loss patterns for different customer segments, the loss allowance based on past due status is not further distinguished between the Group's different customer bases.

The following table provides information about the Group's exposure to credit risk and ECLs for trade receivables and contract assets as at 31 December 2020 and 31 December 2021:

	<i>Expected loss rate</i> %	<i>31 December 2020</i>	
		<i>Gross carrying amount</i> US\$'000	<i>Loss allowance</i> \$'000
Within 1 month	0.67	44,066	(295)
1 to 2 months	6.67	4,198	(280)
2 to 3 months	19.58	507	(99)
3 to 6 months	18.73	1,579	(296)
7 to 12 months	21.45	2,318	(497)
Over 12 months	100.00	454	(454)
		<u>53,122</u>	<u>(1,921)</u>



## 20. Trade and other receivables (continued)

	<i>Expected loss rate</i> %	<i>31 December 2021</i>	
		<i>Gross carrying amount</i> US\$'000	<i>Loss allowance</i> \$'000
Within 1 month	0.56	48,339	(272)
1 to 2 months	17.54	1,487	(261)
2 to 3 months	44.09	301	(133)
3 to 6 months	49.43	1,190	(589)
7 to 12 months	66.23	323	(214)
Over 12 months	100.00	412	(412)
		<u>52,052</u>	<u>(1,881)</u>

Expected loss rates are based on actual loss experience over the past 12 months. These rates are adjusted to reflect differences between economic conditions during the period over which the historic data has been collected, current conditions and the Group's view of economic conditions over the expected lives of the receivables.

Movement in the loss allowance account in respect of trade receivables during the year is as follows:

	<i>31 December 2021</i> US\$'000	<i>31 December 2020</i> US\$'000
Balance at 1 January	2,186	25,484
Impairment loss recognised	993	12,387
Acquisition of subsidiaries	189	126
Disposal of subsidiaries	(428)	(35,018)
Exchange differences	(841)	(793)
Balance at 31 December	<u>2,099</u>	<u>2,186</u>

Credit risk arising from loans to joint ventures, loans to associates, loans to non-controlling interests and loans to third parties.

The loans to joint ventures, the loans to associates, the loans to non-controlling interests and the loans to third parties are repayable within the next 12 months. The Group considers that the credit risk arising from these loans are insignificant as the loans are within the credit period.

## 21. Assets classified as held for sale and disposal group held for sale

	Note	31 December 2021 US\$'000	31 December 2020 US\$'000
Assets of disposal group held for sale	(a)	5,398,886	1,166,970
Liabilities of disposal group held for sale	(b)	(2,476,658)	(329,501)
Interest in an associate		133,779	-
		3,056,007	837,469

In December 2020, the Group entered into an agreement with a related party to dispose of a subsidiary, Shanghai Lingang GLP International Logistics Development Co., Ltd., at a consideration of RMB3,800,000,000 (equivalent to approximately US\$ 578,906,000). As at 31 December 2021, such disposals were completed.

During the period from June to December 2021, the Group has initiated and committed to several plans to dispose of a group of subsidiaries to the respective related parties. The disposal consideration will be based on the fair value of the subsidiaries. As at 31 December 2021, such disposals have not been completed yet.

Furthermore, in December 2021, the Group has initiated and committed to a plan to dispose of certain interest in an associate to third parties. As at 31 December 2021, such disposal has not been completed yet.

The transfer procedures are expected to be completed in the near future. As a result, the assets and liabilities of those subsidiaries are presented as assets held for sale and liabilities held for sale respectively as at 31 December 2021.

### (a) Assets of disposal group held for sale comprise:

	31 December 2021 US\$'000	31 December 2020 US\$'000
Investment properties	5,093,558	1,065,798
Cash at bank	246,508	61,310
Other assets	58,820	39,862
	5,398,886	1,166,970

**21. Assets classified as held for sale and disposal group held for sale (continued)**

**(b) Liabilities of disposal group held for sale comprise:**

	31 December 2021 US\$'000	31 December 2020 US\$'000
Loans and borrowings	(1,209,536)	(141,127)
Deferred tax liabilities	(673,314)	(167,690)
Others	(593,808)	(20,684)
	<u>(2,476,658)</u>	<u>(329,501)</u>

**22. Cash and cash equivalents**

**(a) Cash and cash equivalents comprise:**

	31 December 2021 US\$'000	31 December 2020 US\$'000
Fixed deposits	-	58
Cash at bank	716,941	1,160,694
	<u>716,941</u>	<u>1,160,752</u>
Cash and cash equivalents in consolidated statement of financial position	716,941	1,160,752
Cash and cash equivalents in disposal group	<u>246,508</u>	<u>61,310</u>
	<u>963,449</u>	<u>1,222,062</u>
Cash and cash equivalents in the consolidated cashflow statement	<u>963,449</u>	<u>1,222,062</u>

The effective interest rates relating to certain cash at bank balances at reporting date for the Group ranged from 0.01% to 0.45% (31 December 2020: 0.01% to 0.35%) per annum respectively.

## 22. Cash and cash equivalents (continued)

### (b) Reconciliation of liabilities arising from financing activities:

The table below details changes in the Group's liabilities from financing activities, including both cash and non-cash changes. Liabilities arising from financing activities are liabilities for which cash flows were, or future cash flows will be, classified in the cash flow statement as cash flows from financing activities.

	Loans and borrowings (note 25) US\$'000	Loans from intermediate holding company (note 26) US\$'000	Loans from non-controlling interests, joint ventures, associate and third parties (note 27) US\$'000	Notes payable (note 27) US\$'000	Lease liabilities (note 28) US\$'000	Interest payable (note 27) US\$'000	Total US\$'000
At 1 January 2020	8,190,561	451,554	35,791	3,563	45,488	166,940	8,893,897
Changes from financing cash flows:							
Proceeds from bank loans	5,633,415	-	-	-	-	-	5,633,415
Repayment of bank loans	(4,292,235)	-	-	-	-	-	(4,292,235)
Proceeds from issue of bonds	599,999	-	-	-	-	-	599,999
Repayment of bonds	(30,285)	-	-	-	-	-	(30,285)
Repayment of loans from intermediate holding company	-	(451,554)	-	-	-	-	(451,554)
Repayment of loans from non-controlling interests	-	-	(10,672)	-	-	-	(10,672)
Proceeds of loans from non-controlling interests	-	-	8,849	-	-	-	8,849
Proceeds of loans from joint ventures	-	-	31,111	-	-	-	31,111
Repayment of loans from associate	-	-	(51,090)	-	-	-	(51,090)
Proceeds of loans from third parties	-	-	-	-	-	-	-
Repayment of loans from joint ventures	-	-	(59,639)	-	-	-	(59,639)
Repayment of loans from third parties	-	-	(3,990)	-	-	-	(3,990)
Cash payments for principal portion of lease liabilities	-	-	-	-	(4,622)	-	(4,622)
Cash payments for interest portion of lease liabilities	-	-	-	-	(3,231)	-	(3,231)
Interest paid	-	-	-	-	-	(488,279)	(488,279)
Repayment of notes payable	-	-	-	(3,809)	-	-	(3,809)
Total changes from financing cash flows	1,910,894	(451,554)	(85,431)	(3,809)	(7,853)	(488,279)	873,968
Other changes:							
Acquisition of subsidiaries (note 29)	144,093	-	16,757	-	5,447	544	166,841
Disposal of subsidiaries (note 29)	(303,886)	-	(2,500)	-	(1,496)	(2,098)	(309,980)
Additions	-	-	-	-	14,786	-	14,786
Interest expense	-	-	-	-	3,079	446,833	449,912
Effect of movements in exchange rates	283,025	-	1,674	246	550	812	286,307
Others	21,661	-	51,090	-	-	-	72,751
Total other changes	144,893	-	67,021	246	22,366	446,091	680,617
At 31 December 2020	10,246,348	-	17,381	-	60,001	124,752	10,448,482

## 22. Cash and cash equivalents (continued)

### (b) Reconciliation of liabilities arising from financing activities:

	<i>Loans and borrowings</i> (note 25) US\$'000	<i>Loans from non-controlling interests, joint ventures, associate and third parties</i> (notes 26 and 27) US\$'000	<i>Lease liabilities</i> (note 28) US\$'000	<i>Interest payable</i> (note 27) US\$'000	<i>Total</i> US\$'000
At 1 January 2021	10,246,348	17,381	60,001	124,752	10,448,482
Changes from financing cash flows:					
Proceeds from bank loans	6,713,692	-	-	-	6,713,692
Repayment of bank loans	(6,829,248)	-	-	-	(6,829,248)
Proceeds from issue of bonds	2,751,731	-	-	-	2,751,731
Repayment of bonds	(2,633,904)	-	-	-	(2,633,904)
Repayment of loans from intermediate holding company	-	-	-	-	-
Repayment of loans from non-controlling interests	-	(10,202)	-	-	(10,202)
Proceeds of loans from non-controlling interests	-	-	-	-	-
Proceeds of loans from joint ventures	-	-	-	-	-
Repayment of loans from associate	-	-	-	-	-
Proceeds of loans from third parties	-	-	-	-	-
Repayment of loans from joint ventures	-	-	-	-	-
Repayment of loans from third parties	-	(637)	-	-	(637)
Cash payments for principal portion of lease liabilities	-	-	(14,400)	-	(14,400)
Cash payments for interest portion of lease liabilities	-	-	(6,852)	-	(6,852)
Interest paid	-	-	-	(500,670)	(500,670)
Total changes from financing cash flows	<u>2,271</u>	<u>(10,839)</u>	<u>(21,252)</u>	<u>(500,670)</u>	<u>(530,491)</u>
Other changes:					
Acquisition of subsidiaries (note 29)	303,465	-	-	2,466	305,931
Disposal of subsidiaries (note 29)	(988,374)	-	(12,825)	(502)	(1,001,701)
Additions	-	-	220,280	-	220,280
Interest expense	-	-	6,182	481,105	487,287
Effect of movements in exchange rates	153,893	170	5,312	2,052	161,427
Others	(1,535,309)	896	-	-	(1,534,413)
Total other changes	<u>(2,066,325)</u>	<u>1,066</u>	<u>218,949</u>	<u>485,121</u>	<u>(1,361,189)</u>
At 31 December 2021	<u>8,182,294</u>	<u>7,608</u>	<u>257,698</u>	<u>109,203</u>	<u>8,556,802</u>

## 23. Share capital and capital management

### (a) Movements in components of equity

The reconciliation between the opening and closing balances of each component of the Group's consolidated equity is set out in the consolidated statement of changes in equity. Details of the changes in the Company's individual components of equity between the beginning and the end of the year are set out below:

<i>Company</i>	<i>Share capital</i> US\$'000	<i>Currency translation reserve</i> US\$'000	<i>Retained earnings</i> US\$'000	<i>Total</i> US\$'000
Balance at 1 January 2020	6,950,825	(751,744)	(544,388)	5,654,693
Total comprehensive income for the year	-	431,658	963,357	1,395,015
Tax-exempt dividends paid (External)	-	-	(430,453)	(430,453)
Balance at 31 December 2020	6,950,825	(320,086)	(11,484)	6,619,255
Total comprehensive income for the year	-	152,844	(168,635)	(15,791)
Balance at 31 December 2021	6,950,825	(167,242)	(180,119)	6,603,464

### (b) Share capital

Issued share capital

	<i>31 December</i>	
	<i>No. of shares</i> '000	US\$'000
Ordinary shares, issued and fully paid:	6,950,825	6,950,825

In accordance with section 135 of the Hong Kong Companies Ordinance, the ordinary shares of the Company do not have a par value.

The holders of ordinary shares are entitled to receive dividends as declared from time to time and are entitled to one vote per share at meetings of the Company. All ordinary shares rank equally with regarding to the Company's residual assets.

## 23. Share capital and capital management (continued)

### (c) Dividends

The Board of Directors has not declared any dividend in respect of the year ended 31 December 2021. On 22 June 2020, the Board of Directors resolved to pay dividend of US\$ 430,453,000 in respect of the year ended 31 December 2020.

### (d) Capital management

The Group's objectives when managing capital are to build a strong capital base so as to sustain the future developments of its business and to maintain an optimal capital structure to maximise shareholder's value. The Group defines "capital" as including all components of equity plus loans from its holding companies and related corporations with no fixed terms of repayment.

The Group's capital structure is regularly reviewed and managed with due regard to the capital management practices of the larger group to which the Company belongs. Adjustments are made to the capital structure in light of changes in economic conditions, regulatory requirements and business strategies affecting the Group.

The Group also monitors capital using a net debt to equity ratio and net debt to asset (excluding cash) ratio, which is defined as net borrowings divided by total equity (including non-controlling interests) or asset (excluding cash), respectively.

	31 December 2021 US\$'000	31 December 2020 US\$'000
Loans and borrowings	8,182,294	10,246,348
Loans from non-controlling interests	4,003	14,039
Loans from third parties	776	513
Loans from joint ventures	2,829	2,829
Lease liabilities	257,698	60,001
Total debt	8,447,600	10,323,730
Less: cash and cash equivalents	(716,941)	(1,160,752)
Net debt	7,730,659	9,162,978
Total equity	19,857,139	17,559,761
Total assets	34,518,956	32,755,885
Net debt to equity ratio	38.93%	52.18%
Net debt to asset (excluding cash) ratio	22.87%	29.00%

The Group seeks to strike a balance between the higher returns that might be possible with higher levels of borrowings and the liquidity and security afforded by a sound capital position.

There were no changes in the Group's approach to capital management during the year.

## 23. Share capital and capital management (continued)

During year 2021, the Group's strategy, which was unchanged from the year ended 31 December 2020, was to maintain net debt-to-asset ratio of no more than 50% or net debt-to-equity ratio of no more than 55%. In order to maintain or adjust the ratio, the Group may adjust the amount of dividends paid to shareholders, issue new shares or request new loans from other group companies or sell assets to reduce debt.

All of the Group's banking facilities are subject to the fulfilment of covenants relating to certain of the Group's balance sheet ratios, as are commonly found in lending arrangements with financial institutions. If the Group were to breach the covenants the drawn down facilities would become payable on demand. The Group regularly monitors its compliance with these covenants. Further details of the Group's management of liquidity risk are set out in note 30(b). As at and during the year ended 31 December 2021, none of the covenants relating to drawn down facilities had been breached (31 December 2020: none).

## 24. Reserves

	31 December 2021 US\$'000	31 December 2020 US\$'000
Capital reserve	90,779	3,838
Equity compensation reserve	36,849	36,849
Currency translation reserve	174,951	(129,913)
Fair value reserve (non-recycling)	228,707	113,227
Property revaluation reserve	-	6,730
Other reserve	(1,554,630)	(1,554,630)
Retained earnings	8,301,787	6,956,745
	7,278,443	5,432,846

The capital reserve comprises mainly equity transactions gain or loss from the changes in the Group's interest in a subsidiary that do not result in a loss of control and the Group's share of the statutory reserve of its PRC-incorporated subsidiaries. Statutory reserve of its PRC-incorporated subsidiaries was transferred from retained earnings in accordance with the relevant PRC rules and regulations and the articles of association of the Company's subsidiaries incorporated in PRC, and were approved by the respective board of directors. As at 31 December 2021, retained earnings includes approximately US\$102,790,000 (31 December 2020: US\$58,958,000) to be transferred to statutory reserve before distribution of any dividends to shareholders in the future.

The equity compensation reserve comprises the cumulative value of employee services received for the issue of the shares under the GLP Performance Share Plan and Restricted Share Plan.

The property revaluation reserve has been set up and is dealt with in accordance with the accounting policies adopted for buildings held for own use carried at fair value.

The fair value reserve (non-recycling) comprises the cumulative net change in the fair value of equity investments designated at FVOCI under HKFRS 9 that are held at the end of the reporting period (see note 2(h)).

Other reserve mainly represents capital contributions from the immediate holding company and the merger reserve which was the difference between the Company's share of the nominal value of the paid-up capital and capital reserve related to shareholders' injection of the subsidiaries acquired over the nominal value of the ordinary shares issued by the Company.



## 25. Loans and borrowings

	31 December 2021 US\$'000	31 December 2020 US\$'000
<b>Non-current liabilities</b>		
Secured bank loans	2,517,768	4,393,572
Secured bonds	320,156	746,715
Unsecured bank loans	532,369	461,705
Unsecured bonds	3,725,508	1,494,137
	7,095,801	7,096,129
<b>Current liabilities</b>		
Secured bank loans	357,821	248,428
Secured bonds	2,925	2,458
Unsecured bank loans	56,004	465,968
Unsecured bonds	669,743	2,433,365
	1,086,493	3,150,219

The secured bank loans and secured bonds are secured by mortgages on the borrowing subsidiaries' investment properties with a carrying amount of approximately US\$11,318,951,000(31 December 2020: US\$15,445,068,000) (note 11).

The effective interest rates for bank borrowings ranged from 1.42% to 6.77% (31 December 2020: 1.29% to 6.77%) per annum.

## 26. Other non-current liabilities

	31 December 2021 US\$'000	31 December 2020 US\$'000
Security deposits received	43,911	77,791
Contract liabilities	-	551
Employee bonus and incentive payable	16,111	21,483
Loans from non-controlling interests	3,046	10,388
Lease liabilities (note 28)	236,693	53,813
Deposits received for disposal of other investments	128,201	114,396
Consideration payable for acquisition of subsidiaries and joint ventures	38,572	37,303
Others	33,834	1,612
	500,368	317,337

## 27. Trade and other payables

	31 December 2021 US\$'000	31 December 2020 US\$'000
Trade payables	8,454	2,379
Accrued construction costs	574,052	692,675
Accrued operating expenses	117,408	92,429
Contract liabilities	38,015	40,645
Interest payable	102,484	116,380
Security deposits received	98,823	87,744
Amounts due to:		
- Intermediate holding company (trade)	139,040	51,266
- Other related parties (trade)	8,223	14,532
- Other related parties (non-trade)	134,092	300,342
- Non-controlling interests (trade)	2,992	3,358
- Non-controlling interests (non-trade)	28,640	17,736
- Joint ventures (trade)	2,188	1,522
- Joint ventures (non-trade)	4,787	495
- Associates (trade)	282	70
- Associates (non-trade)	35,441	32
Interest payable on loans from intermediate holding company	6,284	7,383
Loans from non-controlling interests	957	3,651
Interest payable on loans from non-controlling interests	214	129
Loan from joint ventures	2,829	2,829
Interest payable on loans from joint ventures	-	644
Loans from third parties	776	513
Interest payable on loans from third parties	221	216
Consideration payable for acquisition of subsidiaries	79,849	143,018
Deposits received and accrued expenses for disposal of investment properties	77,211	58,909
Consideration payable for acquisition of investment properties	-	8,950
Other payables	107,643	95,423
Dividends payable	-	1,916
Lease liabilities (note 28)	21,005	6,188
	1,591,910	1,751,374

The non-trade amounts due to non-controlling interests, joint ventures, associates and other related parties are unsecured, interest-free and have no fixed repayment terms. The loans from non-controlling interests, joint ventures and third parties are unsecured and repayable on demand. The interest-bearing loans from non-controlling interests, joint ventures and third parties bear effective interests ranging from 4.00% to 6.08% (31 December 2020: 3.00% to 6.08%) per annum as at the reporting date.

## 28. Lease liabilities

The remaining contractual maturities of the Group's lease liabilities at the end of the reporting year are as follows:

	<u>At 31 December 2021</u>	
	<i>Present value of the minimum lease payments</i> US\$'000	<i>Total minimum lease payments</i> US\$'000
Within 1 year	21,005	33,270
After 1 year but within 2 years	21,951	33,164
After 2 years but within 5 years	62,548	89,693
After 5 years	152,194	185,835
	<u>257,698</u>	<u>341,962</u>
Less: total future interest expenses		<u>(84,264)</u>
Present value of lease liabilities		<u>257,698</u>
	<u>At 31 December 2020</u>	
	<i>Present value of the minimum lease payments</i> US\$'000	<i>Total minimum lease payments</i> US\$'000
Within 1 year	6,188	9,313
After 1 year but within 2 years	5,963	8,734
After 2 years but within 5 years	15,540	22,185
After 5 years	32,310	40,312
	<u>60,001</u>	<u>80,544</u>
Less: total future interest expenses		<u>(20,543)</u>
Present value of lease liabilities		<u>60,001</u>

## 29. Notes to cash flow statement

### Acquisitions of subsidiaries

The primary reason for the Group's acquisitions of subsidiaries is to expand its portfolio of investment properties held in the PRC and possession of qualification for architecture designing.

- (i) The list of subsidiaries acquired during the year ended 31 December 2021 is as follows:

<i>Name of subsidiaries</i>	<i>Date acquired</i>	<i>Equity interest acquired %</i>
Anhui Nuohan Intelligent Equipment Co., Ltd.	January 2021	91
GLP Yiwu Pujie Logistics Facilities Co., Ltd. ("Yiwu Pujie")	March 2021	100
Changchun Suning Yida Logistics Co., Ltd.	April 2021	80
Jiangsu Zhichen Asset Management Co., Ltd.	April 2021	80
Nanjing Jingfu Asset Management Co., Ltd.	April 2021	80
Chengdu Suning Yida Warehousing Co., Ltd.	April 2021	80
Fuzhou Suning Tesco Trading Co., Ltd.	April 2021	80
Harbin Suning Purchasing Co., Ltd.	April 2021	80
Shijiazhuang Shining Suning Trading Co., Ltd.	April 2021	80
Yunnan Suning Logistics Co., Ltd.	April 2021	80
Shaoxing Suning Yuncang Logistics Co., Ltd.	April 2021	80
Hefei Luning Yida Logistics Co., Ltd.	April 2021	80
Hainan Suning Yida Logistics Co., Ltd.	April 2021	80
Guiyang Suning Logistics Co., Ltd.	April 2021	80
Nanjing Yuyue Asset Management Co., Ltd.	April 2021	80
Yancheng Yanning Suning Tesco Co., Ltd.	April 2021	80
Ezhou Suning Yida Logistics Investment Co., Ltd.	April 2021	80
Wuhu Suning Yida Logistics Co., Ltd.	April 2021	80
Jining Yanzhou Suning Yida Logistics Warehousing Co., Ltd.	April 2021	80
Lanzhou Suning Purchasing Co., Ltd.	April 2021	80
Urumqi Suning Tesco Trading Co., Ltd.	April 2021	80
Xuzhou Suning Yida Logistics Co., Ltd.	May 2021	80
Nanning Xinbao Zhihui Supply Chain Management Co., Ltd.	April 2021	90
Wenzhou Chengya Supply Chain Co., Ltd.	May 2021	50
Haikou Xinjia Logistics Co., Ltd.	June 2021	100
Zhengzhou Donggong Wanchi Industrial Co., Ltd.	June 2021	95
Hangzhou Oujixing Food Co., Ltd.	August 2021	63.9
Beijing Kirin Property Management Development Co., Ltd.	August 2021	80
Guangde International Investment (Zhejiang) Sports Co., Ltd.	July 2021	100
Beijing Aidixi Technology Co., Ltd.	September 2021	70
Beijing Addison Data Technology Development Co., Ltd.	September 2021	70
Beijing Logistics Pte. Ltd.	September 2021	100
Beijing Yongle Jiadi Technology Development Co., Ltd.	September 2021	100
Beijing Bishengyuan Food and Beverage Co., Ltd.	December 2021	100

## 29. Notes to cash flow statement (continued)

(ii) The list of subsidiaries acquired during the year ended 31 December 2020 is as follows:

<i>Name of subsidiaries</i>	<i>Date acquired</i>	<i>Equity interest acquired %</i>
Shanghai Lingang GLP International Logistics Development Co., Ltd.	Jan 2020	70
Hangzhou Yunchu Technology Co., Ltd.	Jan 2020	100
Shanghai Jiangao Logistics Co., Ltd.	March 2020	100
Jiangsu Kangbo Supply Chain Management Co., Ltd.	March 2020	90
Tompkins International LLC.	April 2020	66
Dalian Zhangzidao Central Freezer Logistics Co., Ltd.	May 2020	75
Suzhou Industrial Park Chuangpu Asset Management Co., Ltd	June 2020	70
Shanghai Tongjiang Management Co., Ltd.	July 2020	100
Suzhou Industrial Zone Pushuo Logistics Facilities Co., Ltd.	August 2020	50
Shanghai Jiangkai Technology Co., Ltd.	September 2020	100
HK Daily Products Limited	December 2020	100
Meiriyouxian (Changshu) Supply Chain Management Co., Ltd	December 2020	94
Green Peak Tech Co., Ltd.	November 2020	100
Hongyun Technology Development (Changshu) Co., Ltd	November 2020	100
Beijing Huayuan Yingdu Real Estate Development Co., Ltd.	December 2020	100
Shanghai G2link Internet Technology Co., Ltd.	December 2020	80

## 29. Notes to cash flow statement (continued)

### *Effect of the acquisitions*

The cash flow and the net assets of the subsidiaries acquired during the year ended 31 December 2021 and 2020 are provided below:

	<i>Year ended 31 December 2021 Recognised values on acquisition US\$'000</i>	<i>Year ended 31 December 2020 Recognised values on acquisition US\$'000</i>
Investment properties	1,996,368	1,050,716
Property, plant and equipment	92,397	121,524
Other investments	-	1,134
Deferred tax assets	11,206	255
Other assets	36	347
Cash and cash equivalents	20,109	72,905
Trade and other receivables	72,562	26,310
Trade and other payables	(670,858)	(138,053)
Loans and borrowings	(303,465)	(144,093)
Current tax payable	70	(1,574)
Deferred tax liabilities	(18,590)	(135,493)
Other non-current liabilities	-	(5,329)
Non-controlling interests	(100,374)	(183,240)
	<hr/>	<hr/>
Net assets acquired	1,099,461	679,904
Goodwill	-	52,822
Gain on acquisition of a subsidiary	(19,477)	(80)
	<hr/>	<hr/>
Purchase consideration	1,079,984	732,646
Fair value of previous held equity interest	(18,774)	(314,003)
Consideration payable	(188,470)	(37,080)
Satisfied by acquisition deposits paid in prior year	-	(83,133)
Cash of subsidiaries acquired	(20,109)	(72,905)
Payment of consideration in relation to prior years' acquisitions	104,859	73,975
	<hr/>	<hr/>
<b>Cash outflow on acquisitions of subsidiaries</b>	<b>957,490</b>	<b>299,500</b>

The total related acquisition costs for the above-mentioned subsidiaries amounted to approximately US\$1,079,984,000 (year ended 31 December 2020: US\$732,646,000). From the respective dates of acquisitions to 31 December 2021, the above-mentioned acquisitions contributed net profit of approximately US\$23,293,000 to the Group's results for the year, before accounting for financing costs attributable to the acquisitions. Had the acquisitions occurred on 1 January 2021, management estimates that the above-mentioned acquisitions would have contributed approximately US\$97,283,000 and US\$54,215,000 to the Group's revenue and net profit respectively for year ended 31 December 2021.

## 29. Notes to cash flow statement (continued)

### Disposals of subsidiaries

(i) The list of subsidiaries disposed during the year ended 31 December 2021 is as follows:

<i>Name of subsidiaries</i>	<i>Date disposed</i>	<i>Equity interest disposed %</i>
GLP Tongxiang Logistics Facilities Co., Ltd.	January 2021	100
GLP (Chengdu) Hi-Tech Industrial Park Development Co., Ltd.	January 2021	100
Minshang (Nanning) Internet of Things Technology Development Co., Ltd.	January 2021	100
GLP GOLDEN LINCOLN B Partners, LP	March 2021	68.51
Shanghai Zhongji Yangshan Container Services Co., Ltd.	April 2021	50
GLP Beijing Airport Logistics Development Co., Ltd. (*)	June 2021	100
Pushun Logistics Park Development Co., Ltd. (*)	June 2021	100
Kunshan GLP Dianshanhu Logistics Co., Ltd. (*)	June 2021	100
Suzhou GLP Wangting Development Co., Ltd. (*)	June 2021	100
GLP Guangzhou Bonded Development Co., Ltd. (*)	June 2021	100
GLP Guangzhou Warehousing Co., Ltd. (*)	June 2021	100
CLH 88 (HK) Limited	June 2021	100
GLP Beijing Jinma Technology Development Co., Ltd.	August 2021	100
Shanghai Lingang GLP International Logistics Development Co., Ltd.	September 2021	70
GLP Suzhou Hi-Tech Logistics Facilities Co., Ltd.	July 2021	90
GLP Shanghai Fengjia Logistics Facilities Co., Ltd.	September 2021	100
GLP Shanghai Songjiang Logistics Facilities Co., Ltd.	September 2021	100
Shanghai Zhuorui Packing Co., Ltd.	September 2021	100
Beijing Chongjing Management Co., Ltd.	September 2021	99.80
Beijing Huayuan Yingdu Real Estate Development Co., Ltd.	September 2021	100
GLP Luoxin Logistics Co.Ltd.	October 2021	100
Uni-top Aviation Logistics (Wuxi) Co., Ltd.	October 2021	100
Uni-top Aviation Logistics (XianYang) Co., Ltd.	October 2021	100
Minshang(Changshu) Internet of Things Technology	November 2021	100
GLP Chongqing Bishan Logistics Facilities Co., Ltd.	November 2021	100
Wuxi Pucheng Technology Industrial Development Co., Ltd.	November 2021	100
GLP Wuxi Puxin Technology & Industrial Development Co., Ltd.	November 2021	100
Changzhou Puxin Intelligent Manufacturing Co., Ltd.	November 2021	100
Tianjin GIP Industry Development Co., Ltd.	December 2021	100
GH Investment 3 Limited	December 2021	100
China Logistics Holding XII Srl (Barbados IBC)	November 2021	100
CLH 84 (HK) Limited	December 2021	100
Kong Hwa International Holding Company Limited	December 2021	100
CLH 23 (HK) Limited	December 2021	100
CLH 96 (HK) Limited	December 2021	100
China Logistics Holding LXII Srl	December 2021	100
CLH 41 (HK) Limited	December 2021	100
CLH 106 (HK) Limited	December 2021	100
China Logistics Holding (19) Pte Ltd	December 2021	100

## 29. Notes to cash flow statement (continued)

<i>Name of subsidiaries</i>	<i>Date disposed</i>	<i>Equity interest disposed %</i>
CLH (40) Pte. Ltd.	December 2021	100
CLH (49) Pte. Ltd.	December 2021	100
Hangzhou Puxin Logistics Facilities Co., Ltd.	December 2021	100
CLH 43 (HK) Limited	December 2021	100
CLH 32 (HK) Limited	December 2021	100
CLH 40 (HK) Limited	December 2021	100
CLH 112 (HK) Limited	December 2021	100
China Logistics Holding IV Srl (Barbados IBC)	December 2021	100
China Logistics Holding IX Srl (Barbados IBC)	December 2021	100
China Logistics Holding XXVII Srl (Barbados IBC)	December 2021	100
China Logistics Holding (30) Pte Ltd	December 2021	100
CLH (44) Pte. Ltd.	December 2021	100
CLH (56) Pte. Ltd.	December 2021	100
CLH (78) Pte. Ltd.	December 2021	100
CLH 123 (HK) Limited	December 2021	100
CLH 120 (HK) Limited	December 2021	100
Be & Cheery International Limited	December 2021	100

(ii) The list of subsidiaries disposed during the year ended 31 December 2020 is as follows:

<i>Name of subsidiaries</i>	<i>Date disposed</i>	<i>Equity interest disposed %</i>
Jiangsu Beisheng Technology Co., Ltd.	March 2020	100
Wuxi Pulanfeng New Energy Co., Ltd.	March 2020	100
Foshan Pudan Warehousing Services Co., Ltd.	May 2020	100
Dongguan Ever Profit Logistics Co., Ltd.	May 2020	100
Guangzhou Pufu Warehousing Service Co., Ltd.	May 2020	80
GLP Kunshan Shipu Logistics Facilities Co., Ltd.	May 2020	100
Xi'an Kapu Logistics Facilities Co., Ltd.	May 2020	96
Sanhui Food Logistic (Tianjin) Co., Ltd.	May 2020	90
GLP Chongqing Development Co., Ltd.	June 2020	100
GLP Pukai Xi'an Warehousing Service Co., Ltd.	June 2020	100
Vailog (Nanjing) Storage Services Co., Ltd.	June 2020	100
Global Logistic Properties (ChengDu) Warehousing Facilities Co., Ltd.	June 2020	100
GLP (Ningbo Beilun) Warehousing Co., Ltd.	June 2020	100
Shenyang Puling Warehousing Services Co., Ltd.	June 2020	100
GLP Puxin Xi'an Warehousing Service Co., Ltd.	June 2020	100
Suzhou Yuhang Logistics Co., Ltd.	June 2020	100
GLP Wuhan Puxia Logistics Facilities Co., Ltd.	June 2020	100
Wuxi GLP Logistics Development Co., Ltd.	June 2020	100
GLP Kunshan Puxing Logistics Development Co., Ltd.	June 2020	100
GLP Kunshan Pujiang Logistics Facilities Co., Ltd.	June 2020	100
Vailog (Kunshan) Storage Co., Ltd.	June 2020	100
GLP Feidong Logistics Facilities Co., Ltd.	June 2020	100
GLP Changzhou High-tech District Logistics Facilities Co., Ltd.	June 2020	100
Tianjin Puling Warehousing Service Co., Ltd.	June 2020	100
Tianjin Pushi Logistics Facilities Co., Ltd.	June 2020	100
GLP Wuhan Huangpi Logistics Facilities Co., Ltd.	June 2020	100
GLP Hefei Hi-Tech Logistics Facilities Co., Ltd.	June 2020	100



## 29. Notes to cash flow statement (continued)

<i>Name of subsidiaries</i>	<i>Date disposed</i>	<i>Equity interest disposed %</i>
GLP Changsha Puxia Logistics Facilities Co., Ltd.	June 2020	100
GLP China Financing Holding Limited	June 2020	100
GLP (Hangzhou) Warehousing Co., Ltd.	July 2020	100
Hangzhou Linpu Logistics Facilities Co., Ltd.	July 2020	100
GLP Tianjin Puya Logistics Facilities Co., Ltd.	July 2020	100
GLP Langfang Logistics Facilities Co., Ltd.	July 2020	100
Tianjin Puqing Logistics Co., Ltd.	July 2020	100
GLP Zhuozhou Logistics Facilities Co., Ltd.	July 2020	100
GLP Hangzhou Logistics Development Co., Ltd.	July 2020	100
GLP Jiashan Pujia Logistics Co., Ltd.	July 2020	100
GLP Haining Logistics Facilities Co., Ltd.	July 2020	100
GLP Tianjin Pujia Logistics Facilities Co., Ltd.	July 2020	100
GLP (Qingdao) Airport International Logistics Development Co., Ltd.	September 2020	100
CLH 38 (HK) Limited & Suzhou Industrial Park Pushang Logistics Facilities Co., Ltd.	September 2020	100
Tompkins International LLC	December 2020	83
CLH 12 (HK) Limited	December 2020	100
GLP Golden Lincoln A Partners, LP	December 2020	100
GLP Nantong NSIP Logistics Facilities Co., Ltd.	December 2020	100
Buffalo (Jinan) Warehousing Co., Ltd	December 2020	100

## 29. Notes to cash flow statement (continued)

### *Effect of the disposals*

The cash flow and the net assets of the subsidiaries disposed during the year ended 31 December 2021 are provided below:

	<i>Year ended 31 December 2021 Recognised values on disposal US\$'000</i>	<i>Year ended 31 December 2020 Recognised values on disposal US\$'000</i>
Investment properties	7,097,963	2,392,203
Interests in associates	-	352,379
Intangible assets	34,730	30,441
Property, plant and equipment	160,441	85,611
Other investments	633,190	241,258
Deferred tax assets	11,235	9,665
Other assets	4,202	15,705
Trade and other receivables	491,088	660,475
Cash and cash equivalents	369,698	416,775
Trade and other payables	(1,889,799)	(775,050)
Loans and borrowings - non-current	(981,405)	(245,912)
Loans and borrowings - current	(6,968)	(57,974)
Current tax payable	(50,987)	(1,684)
Deferred tax liabilities	(765,423)	(301,289)
Other non-current liabilities	(9,408)	(6,644)
Non-controlling interests	(727,036)	(60,745)
<b>Net assets disposed</b>	<b>4,371,521</b>	<b>2,755,214</b>
Gain on disposal of subsidiaries recognised:		
- In profit and loss	552,697	314,400
- In reserve	-	58,561
Disposal consideration	4,924,218	3,128,175
Consideration receivable	(947,085)	(292,233)
Satisfied through non-cash settlement	(41,892)	(430,440)
Cash of subsidiaries disposed	(369,698)	(416,775)
Cash received in relation to dividend receivable prior to disposal	360,813	-
Receipt of consideration in relation to prior years' disposals	298,056	227,418
<b>Cash inflow from disposals of subsidiaries</b>	<b>4,224,412</b>	<b>2,216,145</b>

From 1 January 2021 to respective dates of disposals, the above-mentioned subsidiaries contributed approximately US\$386,457,000 and US\$272,521,000 to the Group's revenue and net profit respectively for the year ended 31 December 2021.

### 30. Financial risk management and fair values of financial instruments

Exposure to credit, liquidity, interest rate and currency risks arises in the normal course of the Group's business. The Group is also exposed to equity price risk arising from its equity investments in other entities.

The Group's exposure to these risks and the financial risk management policies and practices used by the Group to manage these risks are described below.

#### (a) Credit risk

Credit risk refers to the risk that a counterparty will default on its contractual obligations resulting in a financial loss to the Group. The Group's credit risk is primarily attributable to trade and other receivables. The Group's exposure to credit risk arising from cash and cash equivalents, bills receivable and derivative financial assets is limited because the counterparties are banks and financial for which the Group considers to have low credit risk.

##### *Trade and other receivables*

The Group's exposure to credit risk is influenced mainly by the individual characteristics of each customer rather than the industry or country in which the customers operate and therefore significant concentrations of credit risk primarily arise when the Group has significant exposure to individual customers.

Individual credit evaluations are performed on all customers requiring credit over a certain amount. These evaluations focus on the customer's past history of making payments when due and current ability to pay, and take into account information specific to the customer as well as pertaining to the economic environment in which the customer operates. Trade receivables are due from the date of billing. Debtors with balances that are more than 6 months past due are requested to settle all outstanding balances before any further credit is granted.

Further quantitative disclosures in respect of the Group's exposure to credit risk arising from trade and other receivables are set out in note 20.

#### (b) Liquidity risk

Individual operating entities within the Group are responsible for their own cash management, including the short-term investment of cash surpluses and the raising of loans to cover expected cash demands, subject to approval by the parent company's board when the borrowings exceed certain predetermined levels of authority. The Group's policy is to regularly monitor its liquidity requirements and its compliance with lending covenants, to ensure that it maintains sufficient reserves of cash and readily realisable marketable securities and adequate committed lines of funding from major financial institutions to meet its liquidity requirements in the short and longer term.

### 30. Financial risk management and fair values of financial instruments (continued)

The following tables show the remaining contractual maturities at the end of the reporting period of the Group's non-derivative financial liabilities and derivative financial liabilities, which are based on contractual undiscounted cash flows (including interest payments computed using contractual rates or, if floating, based on rates current at the end of the reporting period) and the earliest date Group can be required to pay:

	Carrying amount US\$'000	Contractual cash flows US\$'000	Cash flows		
			Within 1 year US\$'000	From 1 to 5 years US\$'000	After 5 years US\$'000
<b>31 December 2021</b>					
Bank loans	3,463,962	4,236,942	558,262	2,052,378	1,626,302
Secured bonds	323,081	524,129	18,267	73,454	432,408
Unsecured bonds	4,395,251	4,770,558	833,615	3,935,821	1,122
Trade and other payables/other non-current liabilities *	2,054,263	2,114,508	1,547,843	533,025	33,640
	<u>10,236,557</u>	<u>11,646,137</u>	<u>2,957,987</u>	<u>6,594,678</u>	<u>2,093,472</u>
<b>31 December 2020</b>					
Bank loans	5,569,673	6,718,531	895,185	3,056,248	2,767,098
Secured bonds	749,173	1,234,841	35,925	154,681	1,044,235
Unsecured bonds	3,927,502	4,126,397	2,547,427	1,578,970	-
Trade and other payables/other non-current liabilities *	2,027,514	2,049,354	1,714,467	326,885	8,002
	<u>12,273,862</u>	<u>14,129,123</u>	<u>5,193,004</u>	<u>5,116,784</u>	<u>3,819,335</u>

\* Excludes contract liabilities.

#### (c) Interest rate risk

The Group's interest rate risk arises primarily from loans and borrowings and cash and cash equivalents and restricted cash.

Cash and cash equivalents and restricted cash comprise mainly cash at bank, with an interest rate ranged from 0.01% to 0.45% per annum as at 31 December 2021 (31 December 2020: 0.01% to 2.30% per annum). Pledged bank deposits and time deposits maturing after three months are not held for speculative purposes but are placed to satisfy conditions for borrowing facilities granted to the Group and for higher yield returns than cash at bank.

The Group's variable rate loans and borrowings are exposed to a risk of change in cash flows due to changes in interest rates. The interest rates of the loans and borrowings are disclosed in note 25.

When appropriate and at times of interest rate uncertainty or volatility, interest rate swaps may be used to assist in the Group's management of interest rate exposure.

### 30. Financial risk management and fair values of financial instruments (continued)

#### (i) Interest rate profile

The following table details the interest rate profile of the Group's loans and borrowings at the balance sheet date:

	<u>31 December 2021</u>		<u>31 December 2020</u>	
	<i>Effective interest rate</i>		<i>Effective interest rate</i>	
	%	US\$'000	%	US\$'000
<b>Fixed rate borrowings</b>				
Trade and other payables/other non-current liabilities	4.00% - 6.08%	265,306	3.00% - 8.00%	77,382
Loans and borrowings	2.60% - 5.65%	4,718,332	3.40% - 5.65%	4,676,675
<b>Variable rate borrowings</b>				
Loans and borrowings	1.42% - 6.77%	3,463,962	1.29% - 6.77%	5,569,673
Total interest-bearing financial liabilities		<u>8,447,600</u>		<u>10,323,730</u>
Fixed rate borrowings as a percentage of total borrowings		58.99%		46.05%

#### (ii) Sensitivity analysis

At 31 December 2021, it is estimated that a general increase/decrease of 50 basis points in interest rates, with all other variables held constant, would have decreased/increased the Group's profit before taxation by approximately US\$17,320,000 (31 December 2020: US\$27,848,000).

The sensitivity analysis above indicates the instantaneous change in the Group's profit before taxation and other components of consolidated equity that would arise assuming that the change in interest rates had occurred at the end of the reporting period and had been applied to re-measure those financial instruments held by the Group which expose the Group to fair value interest rate risk at the end of the reporting period. In respect of the exposure to cash flow interest rate risk arising from floating rate non-derivative instruments held by the Group at the end of the reporting period, the impact on the Group's profit before taxation and other components of consolidated equity is estimated as an annualised impact on interest expense or income of such a change in interest rates. The analysis is performed on the same basis for 31 December 2020.

#### (d) Currency risk

The Group is exposed to currency risk primarily through sales and purchases which give rise to other investments, cash balances, receivables, payables, non-current liabilities, loans and borrowings that are denominated in a foreign currency, i.e. a currency other than the functional currency of the operations to which the transactions relate. The currencies giving rise to this risk are primarily USD.

In respect of the monetary assets and liabilities denominated in foreign currencies, the Group ensures that the net exposures to this risk is kept to an acceptable level by buying or selling foreign currencies at spot rates where necessary to address short-term imbalances. Management does not enter into currency hedging transactions since it considers that the cost of such instruments outweighs the potential risk of exchange rate fluctuations.

### 30. Financial risk management and fair values of financial instruments (continued)

(i) Exposure to currency risk

The following table details the Group's exposure at the end of the reporting period to currency risk arising from recognized assets or liabilities denominated in a currency other than the functional currency of the entity to which they relate. For presentation purposes, the amounts of the exposure are shown in USD, translated using the spot rate at the year-end date.

	2021 US\$'000	2020 US\$'000
Other investments	1,016,469	623,641
Cash and cash equivalents	87,035	111,751
Trade and other receivables	49,021	40,262
Trade and other payables	(6,284)	(7,383)
Loans and borrowings	(1,898,726)	(3,273,691)
Overall exposure	<u>(752,485)</u>	<u>(2,505,420)</u>

The following significant exchange rates applied during the year:

	<u>Average rates</u>		<u>Reporting date spot rate</u>	
	2021	2020	2021	2020
United States Dollars against RMB	6.4534	6.9003	6.3757	6.5249

(ii) Sensitivity analysis

The following table indicates the approximate change in the Group's profit before taxation and other components of consolidated equity in response to a 5% strengthening of the USD against RMB to which the Group had exposure at the balance sheet date. This analysis assumes that the reasonably possible change in foreign exchange rates had occurred at the balance sheet date and had been applied to each for the Group entities' exposure to currency risk for financial instruments in existence at that date, and that all other variables, in particular interest rates, remain constant.

	2021 US\$'000	2020 US\$'000
United States Dollars	(37,624)	(125,271)

A 5% weakening of the USD against RMB at 31 December would have had the equal but opposite effect on the RMB to the amounts shown above, on the basis that all other variables remain constant.

### 30. Financial risk management and fair values of financial instruments (continued)

The sensitivity analysis assumes that the change in foreign exchange rates had been applied to re-measure those financial instruments held by the Group which expose the Group to foreign currency risk at the end of the reporting period, including inter-company payables and receivables within the Group which are denominated in a currency other than the functional currencies of the lender or the borrower. The analysis excludes differences that would result from the translation of the financial statements of foreign operations into the Group's presentation currency. The analysis is performed on the same basis for 31 December 2020.

#### (e) Equity price risk

The Group designated three listed equity securities and CCIC GLP REIT at FVOCI (non-recycling) and other listed investments at FVTPL (see note 18). The Group's listed investments are listed on the Shenzhen Stock Exchange, Shanghai Stock Exchange and Hong Kong Stock Exchange. Decisions to buy or sell trading securities are based on daily monitoring of the performance of individual securities compared to that of the Index and other industry indicators, as well as the Group's liquidity needs. Certain listed investments held in the other investments have been chosen based on their longer term growth potential and are monitored regularly for performance against expectations. The other listed investments held in the other investments have been chosen based on short term market performance and profitability through open market.

At 31 December 2021, it is estimated that an increase of 5% (31 December 2020: 5%) in the relevant stock market index (for listed investments) with all other variables held constant, would have increased the Group's fair value reserve and profit before tax as follows:

	31 December 2021 US\$'000	31 December 2020 US\$'000
Other investments	57,386	23,471

A decrease of 5% in the relevant stock market index at 31 December would have had the equal but opposite effect on the above equity investment to the amounts shown above, on the basis that all other variables remain constant.

The sensitivity analysis indicates the instantaneous change in the Group's fair value reserve and profit before tax that would arise assuming that the changes in the stock market index or other relevant risk variables had occurred at the end of the reporting period and had been applied to re-measure those financial instruments held by the Group which expose the Group to equity price risk at the end of the reporting period. It is also assumed that the fair values of the Group's equity investments would change in accordance with the historical correlation with the relevant stock market index or the relevant risk variables, that none of the Group's available-for-sale investments would be considered impaired as a result of the decrease in the relevant stock market index or other relevant risk variables, and that all other variables remain constant. The analysis is performed on the same basis for 31 December 2020.

### 30. Financial risk management and fair values of financial instruments (continued)

#### (f) Fair value measurement

##### (i) Financial assets and liabilities measured at fair value

###### Fair value hierarchy

The following table presents the fair value of the Group's financial instruments measured at the end of the reporting period on a recurring basis, categorised into the three-level fair value hierarchy as defined in HKFRS 13, Fair value measurement. The level into which a fair value measurement is classified is determined with reference to the observability and significance of the inputs used in the valuation technique as follows:

- Level 1 valuations: Fair value measured using only Level 1 inputs i.e. unadjusted quoted prices in active markets for identical assets or liabilities at the measurement date
- Level 2 valuations: Fair value measured using Level 2 inputs i.e. observable inputs which fail to meet Level 1, and not using significant unobservable inputs. Unobservable inputs are inputs for which market data are not available.
- Level 3 valuations: Fair value measured using significant unobservable inputs

	<i>Fair value at 31 December 2021 \$'000</i>	<i>Fair value measurements as at 31 December 2021 categorised into</i>		
		<i>Level 1 \$'000</i>	<i>Level 2 \$'000</i>	<i>Level 3 \$'000</i>
<b>Recurring fair value measurement</b>				
Financial assets:				
Other investments:				
- Listed securities	1,147,717	1,147,717	-	-
- Unlisted equity securities	1,189,147	-	-	1,189,147

	<i>Fair value at 31 December 2020 \$'000</i>	<i>Fair value measurements as at 31 December 2020 categorised into</i>		
		<i>Level 1 \$'000</i>	<i>Level 2 \$'000</i>	<i>Level 3 \$'000</i>
<b>Recurring fair value measurement</b>				
Financial assets:				
Other investments:				
- Listed securities	469,427	469,427	-	-
- Unlisted equity securities	1,655,919	-	-	1,655,919



### 30. Financial risk management and fair values of financial instruments (continued)

During the year ended 31 December 2021, there were no transfers between Level 1 and Level 2, and the investments in Eastern Air Logistics Co., Ltd., Jingdong Express Group Corporation, China Railway Special Cargo Logistics Co., Ltd. and Linklogis Financial Holdings Inc. were reclassified from Level 3 to Level 1 because these equity securities became listed during the year (year ended 31 December 2020: none). The Group's policy is to recognise transfers between levels of fair value hierarchy as at the end of the reporting period in which they occur.

	Valuation techniques	Significant unobservable inputs	Range
Unlisted equity securities	Market approach	Discount for lack of marketability	0% - 50%
Unlisted equity securities	Market approach	Price-to sales ratio	17.2x
Unlisted equity securities	Market approach	Price-to earnings ratio	12x

The fair value of unlisted equity securities is determined using cost approach and market approach. The fair value of unlisted equity securities using cost approach uses financial data. The fair value of unlisted equity securities using market approach uses the price/sales ratios and price/book ratios of comparable listed companies, post-money valuation and adjusted for lack of marketability discount. The fair value measurement is negatively correlated to the discount for lack of marketability.

	31 December 2021 \$'000	31 December 2020 \$'000
Unlisted equity securities:		
At 1 January	1,655,919	1,026,406
Additional securities acquired	193,550	872,940
Net unrealised gains or losses recognised in profit or loss during the year	253,494	137,631
Disposals	(640,894)	(434,256)
Reclassification to listed equity securities	(292,243)	-
Exchange differences	19,321	53,198
At 31 December	<u>1,189,147</u>	<u>1,655,919</u>
Total gains or losses for the year included in profit or loss for assets held at the end of the reporting year	<u>253,494</u>	<u>137,631</u>

(ii) Fair value of financial assets and liabilities carried at other than fair value

The carrying amounts of the Group's financial instruments carried at cost or amortised cost are not materially different from their fair values as at 31 December 2021 and 31 December 2020.

### 31. Commitments

The Group had the following commitments as at the reporting date:

	<i>31 December</i> 2021 US\$'000	<i>31 December</i> 2020 US\$'000
Commitments in relation to share capital of other investments not yet due and not provided for	<u>345,158</u>	<u>422,716</u>
Development expenditure contracted but not provided for	<u>724,242</u>	<u>1,493,469</u>

### 32. Remuneration of key management personnel

Key management personnel of the Group are those persons having the authority and responsibility for planning, directing and controlling the activities of the Group. The Company's intermediate parent, GLP Pte. Ltd, has borne and not recharged to the Group certain key management personnel cost associated with the Group's fund management business. The Group has also incurred expenses associated with the fund management business of GLP group entities in other countries and have not recharged such expenses to them.

The key management personnel compensation included as part of staff costs for those key management personnel employed by the Group are as follows:

	<i>Year ended</i> <i>31 December</i> 2021 US\$'000	<i>Year ended</i> <i>31 December</i> 2020 US\$'000
Salaries, bonuses, contributions to defined contribution retirement plans and other benefits	<u>10,570</u>	<u>12,802</u>

### 33. Significant related party transactions

In addition to the related party information disclosed elsewhere in the financial statements, there were the following significant related party transactions which were carried out in the normal course of business on terms agreed between the parties during the year:

	<i>Year ended 31 December 2021 US\$'000</i>	<i>Year ended 31 December 2020 US\$'000</i>
<b>Joint ventures</b>		
Asset management fee income from joint ventures	14,218	11,238
Investment management fee income from joint ventures	1,235	542
Property management fee income from joint ventures	8,963	6,484
Development management fee income from joint ventures	1,604	4,290
Leasing management fee income from joint ventures	4,453	4,474
Acquisition management fee income from joint ventures	3,633	6,927
Dividend income received from joint ventures	16,246	4,690
Interest income from joint ventures	33,172	18,456
Interest expenses charged by joint ventures	(3)	(988)
<b>Associates</b>		
Asset management fee income from associates	26,009	6,439
Investment management fee income from associates	33,004	15,773
Property management fee income from associates	6,155	2,767
Development fee income from associates	480	134
Dividend income received from associates	55,306	2,968
Leasing management fee income from associates	3,521	1,582
Acquisition management fee income from associates	968	-
Interest income from associates	5,268	12,160
Interest expenses charged by associates	56	(43)
<b>Fellow subsidiaries</b>		
Asset management fee charged by fellow subsidiaries	(16,914)	(13,074)
Asset management fee income from fellow subsidiaries	11,169	8,634
Interest income from fellow subsidiaries	435	531
Interest expenses charged by fellow subsidiaries	(400)	(1,122)
<b>Intermediate holding company</b>		
Management service fee charged by intermediate holding company	(4,501)	(6,271)
Loan to intermediate holding company	753,760	-
Interest expenses charged by intermediate holding company	(260)	(13,950)

### 33. Significant related party transactions (continued)

#### **Disposal of assets and liabilities to related parties**

During the year ended 31 December 2021, the Group disposed of certain subsidiaries, associates to CVA II-II Fund (Joint venture), GLP RE HOLDINGS PTE. LTD. (entity under common control), CVA III Fund (Associate), CIF II Fund (Associate), CIF III Fund (Associate), and GLP GV China Limited (entity under common control).

The assets and liabilities disposed of are provided below:

	<i>Joint venture</i> US\$'000	<i>Associate</i> US\$'000	<i>GLP RE HOLDINGS PTE. LTD.</i> US\$'000	<i>GLP GV China Limited</i> US\$'000	<i>Total</i> US\$'000
Net assets disposed	122,863	1,425,508	887,759	1,397,002	3,833,132
Disposal gain recognised in profit and loss	27,238	165,343	142,770	37,241	372,592
Disposal consideration	150,101	1,590,851	1,030,529	1,434,243	4,205,724

#### **Guarantees provided to related parties**

The Group has provided guarantees for bank borrowings of related parties, GLP China Financing Holding Limited's subsidiaries. As at 31 December 2021, the outstanding amount of the relevant bank borrowings was approximately US\$211,320,000 (31 December 2020: US\$160,527,000). As at and during the year ended 31 December 2021, there was no overdue payment in respect of these bank borrowings (2020: none).

Besides, GLP Commercial Factoring (Chongqing) Co., Ltd., issued asset-backed securities amounting to RMB216,000,000 (equivalent to approximately US\$33,879,000) in August 2020 with maturity dates ending between years 2020 and 2022 with a fixed interest rate of 3.85%. The Group has provided guarantee to investors of the asset-backed securities. The scope of guarantee hereunder includes any shortfall of scheduled payment of debt principal and interest, penalty, damages and expenses incurred in execution of the creditors' rights. As at 31 December 2021, the outstanding amount of the relevant asset-backed securities was approximately US\$ 25,910,000 (31 December 2020: US\$31,418,000). As at and during the year ended 31 December 2021, there was no shortfall of scheduled payment to creditors (2020: none).

### 34. Subsequent events

Subsequent to 31 December 2021, the following non-adjusting events have occurred:

In February 2022, CLH Limited, Khangai Company Limited and Khangai II Company Limited entered into a share purchase agreement, pursuant to which Khangai Company Limited transferred 789,750,000 issued shares of the Company and Khangai II Company Limited transferred 467,303,653 issued shares of the Company to CLH Limited, as a result of which CLH Limited would hold 5,857,618,406 shares of the Company, representing an increase of shareholding to 84.30% while Khangai Company Limited and Khangai II Company Limited would be reduced to 7.58% and 4.48% respectively after the completion of share transfer on 8 February 2022.


In March 2022, the Company issued RMB 1,000,000,000 (equivalent to approximately US \$ 156,846,000) of RMB denominated bonds due 2025 on Shanghai Stock Exchange at fixed interest rate of 4.30% per annum.

### 35. Company-level statement of financial position

	Note	31 December 2021 US\$'000	31 December 2020 US\$'000
<b>Non-current assets</b>			
Investments in subsidiaries	12	18,120,812	14,439,971
Other non-current assets		14,384	2,136
Loans to subsidiaries		630,394	763,911
		<u>18,765,590</u>	<u>15,206,018</u>
<b>Current assets</b>			
Other receivables		4,029,524	3,135,838
Cash and cash equivalents		31,120	70,074
		<u>4,060,644</u>	<u>3,205,912</u>
<b>Total assets</b>		<u>22,826,234</u>	<u>18,411,930</u>
<b>Equity attributable to owners of the Company</b>			
Share capital	23	6,950,825	6,950,825
Reserves		(347,361)	(331,570)
<b>Total equity</b>		<u>6,603,464</u>	<u>6,619,255</u>
<b>Non-current liabilities</b>			
Loans and borrowings		4,257,884	3,050,841
		<u>4,257,884</u>	<u>3,050,841</u>
<b>Current liabilities</b>			
Loans and borrowings		658,930	2,840,330
Other payables		11,289,094	5,900,177
Current tax payable		16,862	1,327
		<u>11,964,886</u>	<u>8,741,834</u>
<b>Total liabilities</b>		<u>16,222,770</u>	<u>11,792,675</u>
<b>Total equity and liabilities</b>		<u>22,826,234</u>	<u>18,411,930</u>

Approved and authorised for issue by the Board of Directors on 15 April 2022.

  
\_\_\_\_\_  
Director

  
\_\_\_\_\_  
Director

### 36. Company-level statement of comprehensive income

	<i>Year ended 31 December 2021 US\$'000</i>	<i>Year ended 31 December 2020 US\$'000</i>
<b>Revenue</b>		
Dividend income from a subsidiary	-	1,050,990
Other expenses	(19,228)	(25,371)
	(19,228)	1,025,619
<b>(Loss)/profit from operations</b>	<b>(19,228)</b>	<b>1,025,619</b>
Finance costs	(271,302)	(283,500)
Finance income	125,402	226,295
	(145,900)	(57,205)
Net finance costs	(145,900)	(57,205)
	(165,128)	968,414
<b>(Loss)/profit before taxation</b>	<b>(165,128)</b>	<b>968,414</b>
Income tax	(3,507)	(5,057)
	(168,635)	963,357
<b>(Loss)/profit for the year</b>	<b>(168,635)</b>	<b>963,357</b>
<b>Other comprehensive income for the year</b>		
Items that may be reclassified subsequently to profit or loss:		
Exchange differences on translation of financial statements	152,844	431,658
	152,844	431,658
<b>Total comprehensive income for the year</b>	<b>(15,791)</b>	<b>1,395,015</b>

### 37. Company-level cash flow statement

	<i>Year ended 31 December 2021 US\$'000</i>	<i>Year ended 31 December 2020 US\$'000</i>
<b>Cash flows from operating activities</b>		
(Loss)/profit before taxation	(165,128)	968,414
Adjustments for:		
Dividend income	-	(1,050,990)
Net finance costs	164,245	(44,732)
Withholding tax	3,507	1,668
	<u>2,624</u>	<u>(125,640)</u>
Changes in working capital:		
Trade and other receivables	(1,244,160)	61,943
Trade and other payables	6,088,730	1,821,220
	<u>4,847,194</u>	<u>1,757,523</u>
Cash generated from operations	4,847,194	1,757,523
<b>Net cash generated from operating activities</b>	<u>4,847,194</u>	<u>1,757,523</u>
<b>Cash flows from investing activities</b>		
Interest income received	46,241	63,454
Repayment of loan from subsidiaries	366,425	448,307
Loans to subsidiaries	(262,481)	(107,186)
Investments in subsidiaries	(3,656,567)	(2,539,712)
	<u>(3,506,382)</u>	<u>(2,135,137)</u>
<b>Net cash used in investing activities</b>	<u>(3,506,382)</u>	<u>(2,135,137)</u>

### 37. Company-level cash flow statement (continued)

	<i>Year ended</i> <i>31 December</i> <i>2021</i> US\$'000	<i>Year ended</i> <i>31 December</i> <i>2020</i> US\$'000
<b>Cash flows from financing activities</b>		
Proceeds from issue of bonds	2,648,156	314,118
Repayment of bonds	(2,267,021)	-
Proceeds from bank loans	5,023,055	4,859,173
Repayment of bank loans	(6,499,364)	(4,080,545)
Repayment of loans from shareholder	(21,436)	(451,554)
Interest paid	(263,594)	(295,058)
	<u>(1,380,204)</u>	<u>346,134</u>
<b>Net cash (used in)/generated from financing activities</b>	<b>(1,380,204)</b>	<b>346,134</b>
<b>Net decrease in cash and cash equivalents</b>	<b>(39,392)</b>	<b>(31,480)</b>
Cash and cash equivalents at beginning of the year	70,074	100,406
Effect of exchange rate changes	438	1,148
	<u>31,120</u>	<u>70,074</u>
<b>Cash and cash equivalents at end of the year</b>	<b>31,120</b>	<b>70,074</b>

### 38. Immediate parent and ultimate holding company

As at 31 December 2021, the directors consider the immediate parent company and the ultimate holding company of the Company to be CLH Limited and GLP Holdings, L.P., respectively, which are both incorporated in the Cayman Islands.



### 39. Possible impact of amendments, new standards and interpretations issued but not yet effective for the year ended 31 December 2021

Up to the date of issue of these financial statements, the HKICPA has issued a number of amendments and a new standard, HKFRS 17, *Insurance contracts*, which are not yet effective for the year ended 31 December 2021 and which have not been adopted in these financial statements. These developments include the following which may be relevant to the Group.

	<i>Effective for accounting periods beginning on or after</i>
Amendments to HKFRS 3, <i>Reference to the Conceptual Framework</i>	1 January 2022
Amendments to HKAS 16, <i>Property, Plant and Equipment: Proceeds before Intended Use</i>	1 January 2022
Amendments to HKAS 37, <i>Onerous Contracts - Cost of Fulfilling a Contract</i>	1 January 2022
Annual Improvements to HKFRSs 2018-2020 Cycle	1 January 2022
Amendments to HKAS 1, <i>Classification of Liabilities as Current or Non-current</i>	1 January 2023
Amendments to HKAS 1 and HKFRS Practice Statement 2, <i>Disclosure of accounting policies</i>	1 January 2023
Amendments to HKAS 8, <i>Definition of accounting estimates</i>	1 January 2023
Amendments to HKAS 12, <i>Deferred tax related to assets and liabilities arising from a single transaction</i>	1 January 2023

The Group is in the process of making an assessment of what the impact of these developments is expected to be in the period of initial application. So far it has concluded that the adoption of them is unlikely to have a significant impact on the financial statements.

**ISSUER**

**GLP China Holdings Limited**

**(普洛斯中國控股有限公司)**

**Registered Office**

33rd Floor, Edinburgh Tower  
The Landmark, 15 Queen's Road Central  
Hong Kong

**AUDITOR**

**KPMG**

Certified Public Accountants

8th Floor, Prince's Building

10 Chater Road, Central

Hong Kong

*Trustee*

**Citicorp International Limited**

20th Floor Citi Tower, One Bay

East

83 Hoi Bun Road

Kwun Tong, Kowloon

Hong Kong

*Principal Paying Agent and  
Principal Transfer Agent*

**Citibank, N.A.,**

London Branch

c/o Citibank,

N.A. Dublin Branch

1 North Wall Quay, Dublin 1

Ireland

*Principal Registrar*

**Citibank Europe plc,  
Germany Branch**

Reuterweg 16

60323 Frankfurt

*CMU Lodging and Paying  
Agent CMU Registrar and  
CMU Transfer Agent*

**Citicorp International  
Limited**

9th Floor Citi Tower, One Bay

East

83 Hoi Bun Road

Kwun Tong, Kowloon

Hong Kong

**ARRANGER AND DEALER**

**Morgan Stanley & Co. International plc**

25 Cabot Square

Canary Wharf

London E14 4QA

United Kingdom

**LEGAL ADVISERS**

*To the Issuer as to Hong Kong and English law*

**Linklaters**

11th Floor Alexandra House

Chater Road, Central

Hong Kong

*To the Issuer as to PRC law*

**Global Law Office**

35&36/F, Shanghai One ICC, No.999

Middle Huai Hai Road, Xuhui District

Shanghai 200031

People's Republic of China

*To the Arranger and Dealer as to English law*

**Clifford Chance**

27th Floor Jardine House

One Connaught Place, Central

Hong Kong

*To the Arranger and Dealer as to PRC law*

**Jingtian & Gongcheng**

34/F Tower 3 China Central Place

77 Jianguo Road

Beijing 100025

People's Republic of China